



APAVISA
architectural design

APAVISA

addiction
n
to
d
esign



contents

contenidos

ALCHEMY 7.0 collection	024	NANOESSENCE 7.0 collection	368	i METAL SELECTION	095
ALUMINUM collection	006	NANOEVOLUTION collection	222	selección metales	
A.MANO collection	318	NANOFANTASY collection	538	CONCRETE SELECTION	273
ANARCHY collection	260	NANOFACTURE 7.0 collection	124	selección cementos	
ARTEC 7.0 collection	136	NANOFORMA collection	186	TRADITIONAL STONES	485
BETON collection	242	NANOFUSION 7.0 collection	164	pedras tradicionales	
BURLINGTON collection	478	NANOICONIC collection	520	POLISHED PRODUCTS	568
CAST IRON collection	042	NANOREGENERATION collection	202	productos pulidos	
ENCAUSTIC collection	292	NANOSHIBA 7.0 collection	504	GENERAL PACKING LIST	569
ENCAUSTIC 2.0 collection	280	NANOSPECTRUM 7.0 collection	552	lista general de embalajes	
EVOLUTION collection	222	NANOTERRATEC collection	338	ANTI-SLIP VALUES	574
FANTASY collection	538	NEOCOUNTRY collection	454	valores anti-slip	
FORMA collection	186	NEWSTONE collection	276	TECHNICAL DATA. STEPS AND CORNER	578
HYDRAULIC collection	304	OBJECT 7.0 collection	150	datos técnicos, peldaños y ángulos	
ICONIC collection	520	OLDSTONE collection	497	ANCHORING SYSTEM FOR GLUED FAÇADES	579
INOX collection	096	OTTA collection	496	sistema de anclaje para fachadas pegadas	
IRIDIO collection	486	OUTDOOR collection	274	TECHNICAL FEATURES	581
LAVA collection	472	PATINA collection	098	características técnicas	
LIFESTONE collection	492	PELLE collection	106	RECOMMENDED INFORMATION	582
LIMESTONE collection	498	PETRIFIED WOOD collection	364	información recomendada	
MARBLE 7.0 AGATE collection	360	PULPIS collection	464		
MARBLE 7.0 CALACATTA collection	352	QUARTZSTONE collection	488		
MARBLE 7.0 JOLIE collection	350	REGENERATION collection	202		
MATERIA collection	436	ROVERE collection	532		
METAL 2.0 collection	058	SPECTRUM collection	552		
METAL collection	082	STONETECH collection	500		
MICROCEMENT collection	252	SYBARUM 7.0 collection	420		
NANOAREA 7.0 collection	172	TERRATEC collection	338		
NANOCOLORS collection	564	TERRAZZO collection	338		
NANOCONCEPT 7.0 collection	382	VULCANIA collection	502		
NANOCORTEN collection	088	XTREME collection	070		
NANOECLECTIC collection	100				

concepts

conceptos



5

Marble Marmol

MARBLE 7.0 JOLIE collection	350
MARBLE 7.0 CALACATTA collection	352
MARBLE 7.0 AGATE collection	360
PETRIFIED WOOD collection	364
NANOESSENCE collection	368



6

Stone Piedra

NANOCONCEPT 7.0 collection	382
CONCEPT 2CM collection	390
SYBARUM 7.0 collection	420
MATERIA collection	436
NEOCOUNTRY collection	454
PULPIS collection	464
LAVA collection	472
BURLINGTON collection	478
IRIDIO collection	486
QUARTZSTONE collection	488
LIFESTONE collection	492
OTTA collection	496
OLDSTONE collection	497
LIMESTONE collection	498
STONETECH collection	500
VULCANIA collection	502



7

Wood Madera

NANOSHIBA 7.0 collection	504
ICONIC collection	520
NANOICONIC collection	520
ROVERE collection	532



8

Colors Monocolor

NANOFANTASY collection	538
FANTASY collection	538
NANOSPECTRUM 7.0 collection	552
SPECTRUM collection	552
NANOCOLORS collection	564



1

Metal Metal

ALUMINUM collection	006
ALCHEMY 7.0 collection	024
CAST IRON collection	042
METAL 2.0 collection	058
XTREME collection	070
METAL collection	082
NANOCORTEN collection	088
INOX collection	096
PATINA collection	098
NANOECLECTIC collection	100



2

Fabric Textil

PELLE collection	106
NANOFACTURE 7.0 collection	124



3

Concrete Cemento

ARTEC 7.0 collection	136
OBJECT 7.0 collection	150
NANOFUSION 7.0 collection	164
NANOAREA 7.0 collection	172
FORMA collection	186
NANOFORMA collection	186
REGENERATION collection	202
NANOREGENERATION collection	202
EVOLUTION collection	222
NANOEVOLUTION collection	222
BETON collection	242
MICROCEMENT collection	252
ANARCHY collection	260
OUTDOOR collection	274
NEWSTONE collection	276



4

Encaustic Hidraulico

ENCAUSTIC 2.0	280
ENCAUSTIC collection	292
HYDRAULIC collection	304
A.MANO collection	318
TERRAZZO collection	328
TERRATEC collection	338
NANOTERRATEC collection	338



Aluminum collection

Aluminum 60x120

59,55 x 119,3 cm - 23.45" x 46.97"

Aluminum 60x60

59,55 x 59,55 cm - 23.45"x23.45"



colour range / gama cromática

COPPER **SILVER**
GOLD **WHITE**

SPAZZOLATO	DIN R10	DCOF >0,42	PTV > 24 MODERATE SLIP POTENTIAL	CLASE 1
	<small>DIN 51130</small>	<small>ANSI A 137.1-2012</small>	<small>BS EN 13036-4</small>	<small>UNE-ENV 12633</small>


Test realized in external laboratory on September 2018, in the current consignment of Aluminum silver spazzolato 60x120. Consult specific product test result value before supplying.
Prueba realizada en laboratorio externo Septiembre 2018, sobre la actual partida de Aluminum silver spazzolato 60x120. Consultar valor de un producto específico antes del suministro.

4 COLOURS COLORES	2 SIZES FORMATOS	1 FINISH ACABADO	SPAZZOLATO	 7 mm
--------------------------------	-------------------------------	-------------------------------	------------	----------

7mm



Aluminum serie 60x120
(59,55 x 119,3 cm - 23.45" x 46.97")
Aluminum silver spazzolato 60x120 G-1434



Aluminum serie 60x60
(59,55 x 59,55 cm - 23.45"x23.45")
Aluminum silver spazzolato 60x60 G-1330




Aluminum listelo 7,5x60
(7,3 x 59,55 cm - 2.87" x 23.45")
Aluminum silver spazzolato listelo 7,5x60 G-95



Aluminum rodapie 7,5x60
(7,3 x 59,55 cm - 2.87" x 23.45")
Aluminum silver spazzolato rodapié 7,5x60 G-99



Aluminum serie mosaico 5x5
(29,75 x 29,75 cm - 11.71"x11.71")
Aluminum silver spazzolato mosaico 5x5 G-1688



Aluminum serie decor ramp
(29,75 x 59,55 cm - 11.71"x23.44")
Aluminum silver spazzolato decor ramp G-1942




Aluminum serie mosaico brick
(19x 58,5 cm - 7.4"x23.03")
Aluminum silver mosaico brick G-1756


ACCESORIES COMPLEMENTOS	FINISH ACABADO	GROUP GRUPO
Aluminum silver peldaño	SPAZZOLATO	G-265
Aluminum silver peldaño ángulo	SPAZZOLATO	G-281
Aluminum silver gradone	SPAZZOLATO	G-585
Aluminum silver gradone ángulo	SPAZZOLATO	G-633

RECTIFIED AND WITHOUT BEVEL EDGE FINISH PRODUCT / RECTIFICADO Y NO BISELADO
TILES WITH RANDOM SHADE AND ASPECT VARIATION / PRODUCTO CON ALTA VARIACIÓN CROMÁTICA Y DESTONIFICACIÓN EN COMPOSICIONES

PRODUCTS TO BE CLEANED WITH PH NEUTRAL / LIMPIAR CON PRODUCTOS PH NEUTROS



product: Aluminum silver spazzolato 60x120



7mm



Aluminum serie 60x120
(59,55 x 119,3 cm - 23.45" x 46.97")
Aluminum gold spazzolato 60x120 **G-1434**



Aluminum serie 60x60
(59,55 x 59,55 cm - 23.45"x23.45")
Aluminum gold spazzolato 60x60 **G-1330**




Aluminum listelo 7,5x60
(7,3 x 59,55 cm - 2.87" x 23.45")
Aluminum gold spazzolato listelo 7,5x60 **G-95**



Aluminum rodapie 7,5x60
(7,3 x 59,55 cm - 2.87" x 23.45")
Aluminum gold spazzolato rodapié 7,5x60 **G-99**



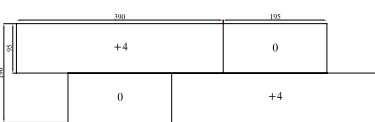
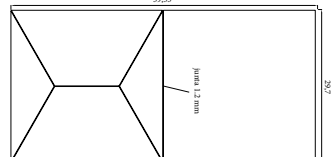
Aluminum serie mosaico 5x5
(29,75 x 29,75 cm - 11.71"x11.71")
Aluminum gold spazzolato mosaico 5x5 **G-1688**



Aluminum serie decor ramp
(29,75 x 59,55 cm - 11.71"x23.44")
Aluminum gold spazzolato decor ramp **G-1942**



Aluminum serie mosaico brick
(19x 58,5 cm - 7.4"x23.03")
Aluminum gold mosaico brick **G-1756**




ACCESORIES COMPLEMENTOS	FINISH ACABADO	GROUP GRUPO
Aluminum gold peldaño	SPAZZOLATO	G-265
Aluminum gold peldaño ángulo	SPAZZOLATO	G-281
Aluminum gold gradone	SPAZZOLATO	G-585
Aluminum gold gradone ángulo	SPAZZOLATO	G-633





7mm




Aluminum serie 60x120
(59,55 x 119,3 cm - 23.45" x 46.97")

Aluminum white spazzolato 60x120 G-1396



Aluminum serie 60x60
(59,55 x 59,55 cm - 23.45"x23.45")

Aluminum white spazzolato 60x60 G-1298




Aluminum listelo 7,5x60
(7,3 x 59,55 cm - 2.87" x 23.45")

Aluminum white spazzolato listelo 7,5x60 G-93



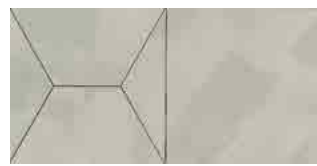
Aluminum rodapie 7,5x60
(7,3 x 59,55 cm - 2.87" x 23.45")

Aluminum white spazzolato rodapié 7,5x60 G-95



Aluminum serie mosaico 5x5
(29,75 x 29,75 cm - 11.71"x11.71")

Aluminum white spazzolato mosaico 5x5 G-1688



Aluminum serie decor ramp
(29,75 x 59,55 cm - 11.71"x23.44")

Aluminum white spazzolato decor ramp G-1942



Aluminum serie mosaico brick
(19x 58,5 cm - 7.4"x23.03")


Aluminum white mosaico brick G-1756

ACCESORIES COMPLEMENTOS		FINISH ACABADO		GROUP GRUPO	
	Aluminum white peldaño		SPAZZOLATO	60X60	
	Aluminum white peldaño ángulo		SPAZZOLATO	G-251	
	Aluminum white gradone		SPAZZOLATO	G-265	
	Aluminum white gradone ángulo		SPAZZOLATO	G-570	
				G-623	







7mm



Aluminum serie 60x120
(59,55 x 119,3 cm - 23.45" x 46.97")
Aluminum copper spazzolato 60x120 G-1434




Aluminum serie 60x60
(59,55 x 59,55 cm - 23.45"x23.45")
Aluminum copper spazzolato 60x60 G-1330



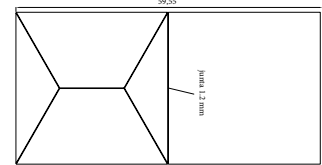
Aluminum listelo 7,5x60
(7,3 x 59,55 cm - 2.87" x 23.45")
Aluminum copper spazzolato listelo 7,5x60 G-95



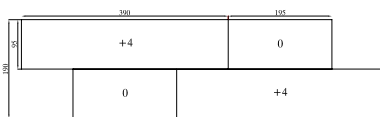
Aluminum rodapie 7,5x60
(7,3 x 59,55 cm - 2.87" x 23.45")
Aluminum copper spazzolato rodapié 7,5x60 G-99



Aluminum serie mosaico 5x5
(29,75 x 29,75 cm - 11.71"x11.71")
Aluminum copper spazzolato mosaico 5x5 G-1688



Aluminum serie decor ramp
(29,75 x 59,55 cm - 11.71"x23.44")
Aluminum copper spazzolato decor ramp G-1942



Aluminum serie mosaico brick
(19x 58,5 cm - 7.4"x23.03")
Aluminum copper mosaico brick G-1756

ACCESORIES COMPLEMENTOS		FINISH ACABADO		GROUP GRUPO	
	Aluminum copper peldaño		SPAZZOLATO	G-265	60X60
	Aluminum copper peldaño ángulo		SPAZZOLATO	G-281	
	Aluminum copper gradone		SPAZZOLATO	G-585	
	Aluminum copper gradone ángulo		SPAZZOLATO	G-633	







Alchemy 7.0 collection

Alchemy 7.0 60x120
59,55 x 119,3 cm - 23.45" x 46.97"

Alchemy 7.0 30x120
29,67 x 119,3 cm - 11.71" x 46.97"

Alchemy 7.0 60x60
59,55 x 59,55 cm - 23.45"x23.45"

Alchemy 7.0 30x60
29,75 x 59,55 cm - 11.71" x 23.45"



colour range / gama cromática


- BLUE GOLD
- BLACK SILVER
- WHITE

HAMMERED	DIN R10 <small>DIN 51130</small>	PTV > 24 <small>MODERATE SLIP POTENTIAL BS EN 13036-4</small>	CLASE 1 <small>UNE-ENV 12633</small>	
NATURAL	DIN R10 <small>DIN 51130</small>	PTV > 36 <small>LOW SLIP POTENTIAL BS EN 13036-4</small>	CLASE 1 <small>UNE-ENV 12633</small>	DCOF > 0,42 <small>ANSI A 137.1-2012</small>

Test done in Alchemy 7.0 blue hammered. Average test result value on August 2017. Consult specific product test result value before supplying.
Prueba realizada sobre el producto Alchemy 7.0 blue hammered. Valor de media a fecha de Agosto de 2017. Consultar valor de un producto específico antes del suministro.

5 COLOURS COLORES	4 SIZES FORMATOS	2 FINISH ACABADO	NATURAL HAMMERED	7 mm
--------------------------------	-------------------------------	-------------------------------	---------------------	-------------

7mm



Alchemy 7.0 serie 60x120
(59,55 x 119,3 cm - 23.45" x 46.97")

Alchemy 7.0 blue natural 60x120 G-1372
Alchemy 7.0 blue hammered 60x120 G-1372



Alchemy 7.0 serie 30x120
(29,67 x 119,3 cm - 11.68" x 46.97")

Alchemy 7.0 blue natural 30x120 G-1450
Alchemy 7.0 blue hammered 30x120 G-1450



Alchemy 7.0 serie 60x60
(59,55 x 59,55 cm - 23.45"x23.45")

Alchemy 7.0 blue natural 60x60 G-1234



Alchemy 7.0 serie 30x60
(29,75 x 59,55 cm - 11.71" x 23.45")

Alchemy 7.0 blue natural 30x60 G-1202
Alchemy 7.0 blue hammered 30x60 G-1202



Alchemy 7.0 serie listado


Alchemy 7.0 blue natural lista 10x60 G-1426

Alchemy 7.0 blue hammered lista 10x60 G-1426



Alchemy 7.0 blue natural lista 10x30 G-1460

Alchemy 7.0 blue hammered lista 10x30 G-1460



Alchemy 7.0 listelo 7,5x60
(7,3 x 59,55 cm - 2.87" x 23.45")

Alchemy 7.0 blue natural listelo 7,5x60 G-89
Alchemy 7.0 blue hammered listelo 7,5x60 G-89




Alchemy 7.0 rodapié
(7,3 x 59,55 cm - 2.87" x 23.45")

Alchemy 7.0 blue natural rodapié 7,5x60 G-91
Alchemy 7.0 blue hammered rodapié 7,5x60 G-91



Alchemy 7.0 serie mosaico brick
(29,75 x 29,75 cm - 11.71"x11.71")

Alchemy 7.0 blue hammered mosaico brick G-1942



Alchemy 7.0 serie mosaico
(29,75 x 29,75 cm - 11.71"x11.71")


Alchemy blue natural mosaico 5x5 G-1688

ACCESORIES COMPLEMENTOS	FINISH ACABADO	GROUP GRUPO	GROUP		
			30X60	60X60	30X120
Alchemy blue peldaño	HAMMERED		G-163	-	G-501
	NATURAL		G-163	G-235	G-501
Alchemy blue peldaño ángulo	HAMMERED		G-179	-	G-515
	NATURAL		G-179	G-251	G-515
Alchemy blue gradone	HAMMERED		G-499	-	G-767
	NATURAL		G-499	G-543	G-767
Alchemy blue gradone ángulo	HAMMERED		G-559	-	G-779
	NATURAL		G-559	G-603	G-779





7mm



Alchemy 7.0 serie 60x120
(59,55 x 119,3 cm - 23.45" x 46.97")

Alchemy 7.0 black natural 60x120 G-1372
Alchemy 7.0 black hammered 60x120 G-1372



Alchemy 7.0 serie 30x120
(29,67 x 119,3 cm - 11.68" x 46.97")

Alchemy 7.0 black natural 30x120 G-1450
Alchemy 7.0 black hammered 30x120 G-1450



Alchemy 7.0 serie 60x60
(59,55 x 59,55 cm - 23.45"x23.45")

Alchemy 7.0 black natural 60x60 G-1234



Alchemy 7.0 serie 30x60
(29,75 x 59,55 cm - 11.71" x 23.45")

Alchemy 7.0 black natural 30x60 G-1202
Alchemy 7.0 black hammered 30x60 G-1202



Alchemy 7.0 serie listas


Alchemy 7.0 black natural lista 10x60 G-1426
(9,78 x 59,55 cm - 3.85" x 23.45")

Alchemy 7.0 black hammered lista 10x60 G-1426
(9,78 x 59,55 cm - 3.85" x 23.45")




Alchemy 7.0 black natural lista 10x30 G-1460
(9,78 x 29,68 cm - 3.85" x 11.68")

Alchemy 7.0 black hammered lista 10x30 G-1460
(9,78 x 29,68 cm - 3.85" x 11.68")



Alchemy 7.0 listelo 7,5x60
(7,3 x 59,55 cm - 2.87" x 23.45")

Alchemy 7.0 black natural listelo 7,5x60 G-89
Alchemy 7.0 black hammered listelo 7,5x60 G-89



Alchemy 7.0 rodapié
(7,3 x 59,55 cm - 2.87" x 23.45")

Alchemy 7.0 black natural rodapié 7,5x60 G-91
Alchemy 7.0 black hammered rodapié 7,5x60 G-91



Alchemy 7.0 serie mosaico brick
(29,75 x 29,75 cm - 11.71"x11.71")

Alchemy 7.0 black hammered mosaico brick G-1942




Alchemy 7.0 serie mosaico
(29,75 x 29,75 cm - 11.71"x11.71")

Alchemy black natural mosaico 5x5 G-1688

ACCESORIES COMPLEMENTOS		FINISH ACABADO		GROUP GRUPO		
				30X60	60X60	30X120
	Alchemy black peldaño		HAMMERED	G-163	-	G-501
			NATURAL	G-163	G-235	G-501
	Alchemy black peldaño angulo		HAMMERED	G-179	-	G-515
			NATURAL	G-179	G-251	G-515
	Alchemy black gradone		HAMMERED	G-499	-	G-767
			NATURAL	G-499	G-543	G-767
	Alchemy black gradone ángulo		HAMMERED	G-559	-	G-779
			NATURAL	G-559	G-603	G-779





7mm



Alchemy 7.0 serie 60x120
(59,55 x 119,3 cm - 23.45" x 46.97")

Alchemy 7.0 white natural 60x120 G-1372
Alchemy 7.0 white hammered 60x120 G-1372



Alchemy 7.0 serie 30x120
(29,67 x 119,3 cm - 11.68" x 46.97")

Alchemy 7.0 white natural 30x120 G-1450
Alchemy 7.0 white hammered 30x120 G-1450




Alchemy 7.0 serie 60x60
(59,55 x 59,55 cm - 23.45"x23.45")

Alchemy 7.0 white natural 60x60 G-1234



Alchemy 7.0 serie 30x60
(29,75 x 59,55 cm - 11.71" x 23.45")

Alchemy 7.0 white natural 30x60 G-1202
Alchemy 7.0 white hammered 30x60 G-1202



Alchemy 7.0 serie listas


Alchemy 7.0 white natural lista 10x60 G-1426

Alchemy 7.0 white hammered lista 10x60 G-1426
(9,78 x 59,55 cm - 3.85" x 23.45")



Alchemy 7.0 white natural lista 10x30 G-1460

Alchemy 7.0 white hammered lista 10x30 G-1460
(9,78 x 29,68 cm - 3.85" x 11.68")



Alchemy 7.0 listelo 7,5x60
(7,3 x 59,55 cm - 2.87" x 23.45")

Alchemy 7.0 white natural listelo 7,5x60 G-89
Alchemy 7.0 white hammered listelo 7,5x60 G-89



Alchemy 7.0 rodapié
(7,3 x 59,55 cm - 2.87" x 23.45")

Alchemy 7.0 white natural rodapié 7,5x60 G-91
Alchemy 7.0 white hammered rodapié 7,5x60 G-91



Alchemy 7.0 serie mosaico brick
(29,75 x 29,75 cm - 11.71"x11.71")

Alchemy 7.0 white hammered mosaico brick G-1942



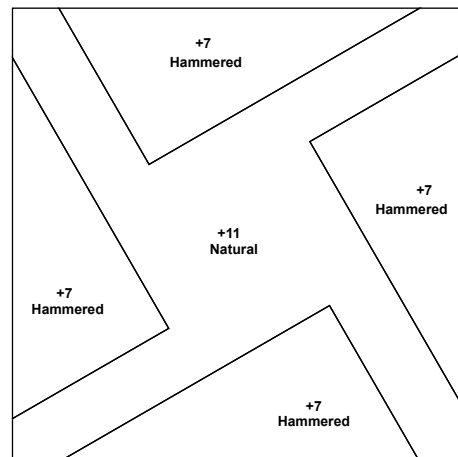
Alchemy 7.0 serie mosaico
(29,75 x 29,75 cm - 11.71"x11.71")

Alchemy white natural mosaico 5x5 G-1688



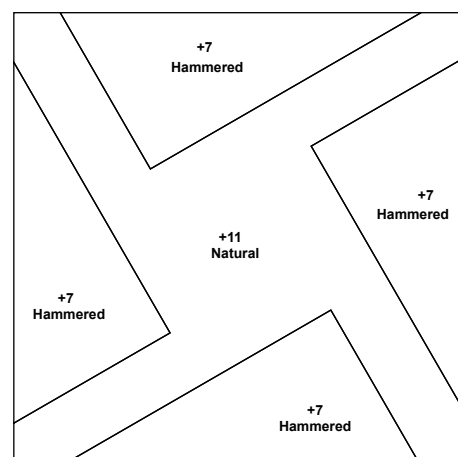
ACCESORIES COMPLEMENTOS	FINISH ACABADO	GROUP GRUPO	30X60			60X60			30X120		
			Hammered	Natural	Group	Hammered	Natural	Group	Hammered	Natural	Group
Alchemy white peldaño	HAMMERED	G-163	-	-	-	G-501	-	-	-	-	G-501
Alchemy white peldaño angulo	NATURAL	G-163	-	-	-	G-235	-	-	-	-	G-501
Alchemy white gradone	HAMMERED	G-179	-	-	-	G-515	-	-	-	-	G-515
Alchemy white gradone angulo	NATURAL	G-179	-	-	-	G-251	-	-	-	-	G-515
Alchemy white gradone	HAMMERED	G-499	-	-	-	G-767	-	-	-	-	G-767
Alchemy white gradone angulo	NATURAL	G-499	-	-	-	G-543	-	-	-	-	G-767
Alchemy white gradone	HAMMERED	G-559	-	-	-	G-779	-	-	-	-	G-779
Alchemy white gradone angulo	NATURAL	G-559	-	-	-	G-603	-	-	-	-	G-779





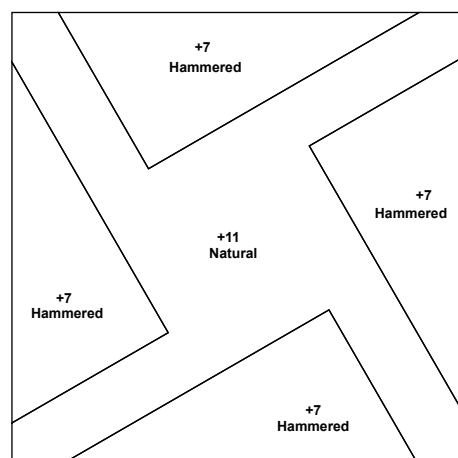
Alchemy 7.0 serie decor ramp
(59,55 x 59,55 cm - 23.45"x23.45")

Alchemy 7.0 black decor ramp G-1884



Alchemy 7.0 serie decor ramp
(59,55 x 59,55 cm - 23.45"x23.45")

Alchemy 7.0 white decor ramp G-1884




Alchemy 7.0 serie decor ramp
(59,55 x 59,55 cm - 23.45"x23.45")

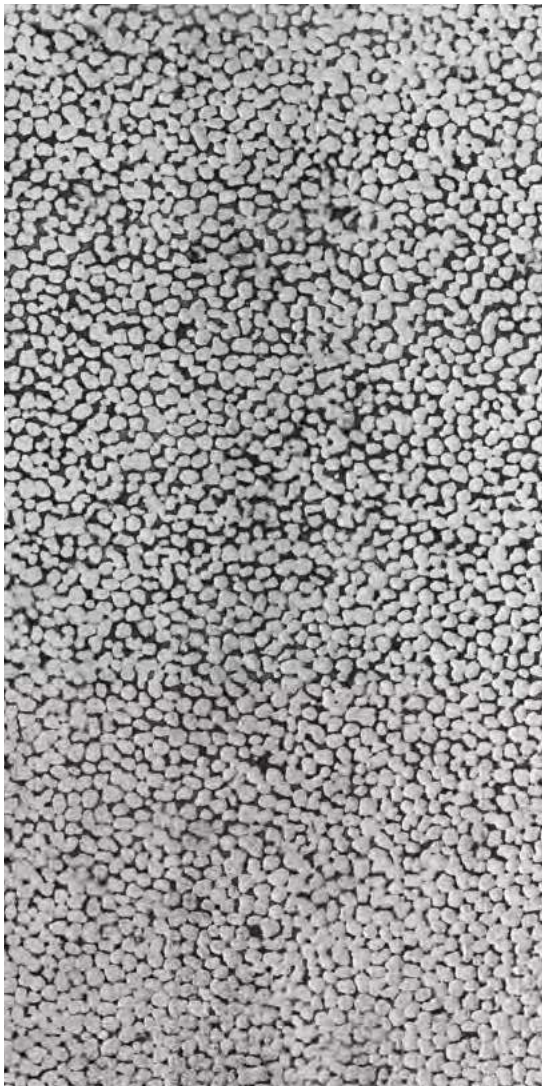
Alchemy 7.0 blue decor ramp G-1884



product: Alchemy 7.0 black natural 60x120 / Alchemy 7.0 white decor ramp



Alchemy 7.0 serie 30x60
(29,75 x 59,55 cm - 11,71" x 23,45")
Alchemy 7.0 gold hammered 30x60 G-1860



Alchemy 7.0 serie 30x60
(29,75 x 59,55 cm - 11,71" x 23,45")
Alchemy 7.0 silver hammered 30x60 G-1860



product: Alchemy 7.0 gold hammered 30x60



Cast Iron collection

Cast Iron 60x120

59,55x119,3 cm - 23.45"x46.97"

Cast Iron 30x120

29,67x119,3 cm - 11.68"x46.97"

Cast Iron 60x60

59,55x59,55 cm - 23.45"x23.45"

Cast Iron 30x60

29,75x59,55 cm - 11.71"x23.45"

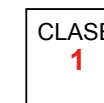

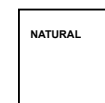


Colour range / gama cromática

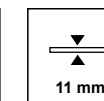
OXIDUM

WHITE

BLACK



Test done in Cast iron oxidum natural 60x60. Average test result value on March 2015. Consult specific product test result value before supplying.
Prueba realizada sobre el producto Cast iron oxidum natural 60x60. Valor de media a fecha de Marzo de 2015. Consultar valor de un producto específico antes del suministro.



11mm



Cast Iron serie 60x120
(59,55 x 119,3 cm - 23.45" x 46.97")

Cast Iron black natural 60x120 G-1448



Cast Iron serie 30x120
(29,67 x 119,3 cm - 11.71" x 46.97")

Cast Iron black natural 30x120 G-1492



Cast Iron serie 60x60
(59,55 x 59,55 cm - 23.45" x 23.45")

Cast Iron black natural 60x60 G-1248




Cast Iron serie 30x60
(29,75 x 59,55 cm - 11.71" x 23.45")

Cast Iron black natural 30x60 G-1202



Cast Iron rodapié 7,5x60
(7,3 x 59,55 cm - 2.87" x 23.45")

Cast Iron black natural rodapié 7,5x60 G-91




Cast Iron lista 7,5x60
(7,3 x 59,55 cm - 2.87" x 23.45")

Cast Iron black natural lista 7,5x60 G-89



Cast Iron mosaico 2,5x2,5
(29,75 x 29,75 cm - 11.71" x 11.71")


Cast Iron black natural mosaico 2,5x2,5 G-1708



ACCESORIES COMPLEMENTOS		FINISH ACABADO		GROUP GRUPO		
				30X120	60X60	30X60
	Cast iron black peldaño		NATURAL	G-501	G-235	G-163
	Cast iron black peldaño angulo		NATURAL	G-515	G-251	G-179
	Cast iron black gradone		NATURAL	G-767	G-543	G-499
	Cast iron black gradone ángulo		NATURAL	G-779	G-603	G-559



11mm



Cast Iron serie 60x120
(59,55 x 119,3 cm - 23.45" x 46.97")

Cast Iron white natural 60x120 G-1448



Cast Iron serie 30x120
(29,67 x 119,3 cm - 11.68" x 46.97")

Cast Iron white natural 30x120 G-1492



Cast Iron serie 60x60
(59,55 x 59,55 cm - 23.45" x 23.45")

Cast Iron white natural 60x60 G-1248




Cast Iron serie 30x60
(29,75 x 59,55 cm - 11.71" x 23.45")

Cast Iron white natural 30x60 G-1202




Cast Iron rodapié 7,5x60
(7,3 x 59,55 cm - 2.87" x 23.45")

Cast Iron white natural rodapié 7,5x60 G-91



Cast Iron lista 7,5x60
(7,3 x 59,55 cm - 2.87" x 23.45")

Cast Iron white natural lista 7,5x60 G-89




Cast Iron mosaico 2,5x2,5
(29,75 x 29,75 cm - 11.71" x 11.71")

Cast Iron white natural mosaico 2,5x2,5 G-1708



ACCESORIES COMPLEMENTOS		FINISH ACABADO		GROUP GRUPO		
		30X120	60X60	30X60		
	Cast iron white peldaño		NATURAL	G-501	G-235	G-163
	Cast iron white peldaño angulo		NATURAL	G-515	G-251	G-179
	Cast iron white gradone		NATURAL	G-767	G-543	G-499
	Cast iron white gradone ángulo		NATURAL	G-779	G-603	G-559

11mm



Cast Iron serie 60x120
(59,55 x 119,3 cm - 23.45" x 46.97")

Cast Iron oxidum natural 60x120 G-1448



Cast Iron serie 30x120
(29,67 x 119,3 cm - 11.68" x 46.97")

Cast Iron oxidum natural 30x120 G-1492



Cast Iron serie 60x60
(59,55 x 59,55 cm - 23.45" x 23.45")

Cast Iron oxidum natural 60x60 G-1248




Cast Iron serie 30x60
(29,75 x 59,55 cm - 11.71" x 23.45")

Cast Iron oxidum natural 30x60 G-1202




Cast Iron rodapié 7,5x60
(7,3 x 59,55 cm - 2.87" x 23.45")

Cast Iron oxidum natural rodapié 7,5x60 G-91



Cast Iron lista 7,5x60
(7,3 x 59,55 cm - 2.87" x 23.45")

Cast Iron oxidum natural lista 7,5x60 G-89



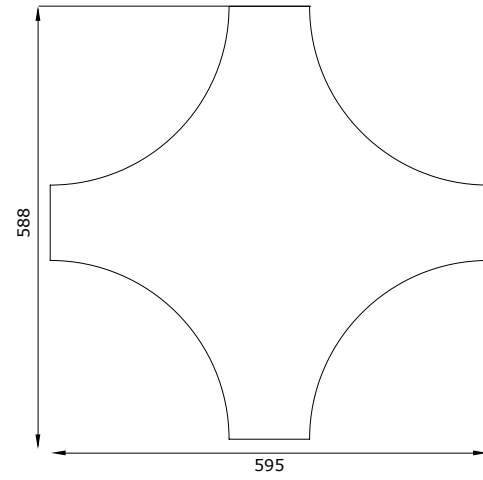
Cast Iron mosaico 2,5x2,5
(29,75 x 29,75 cm - 11.71" x 11.71")

Cast Iron oxidum natural mosaico 2,5x2,5 G-1708

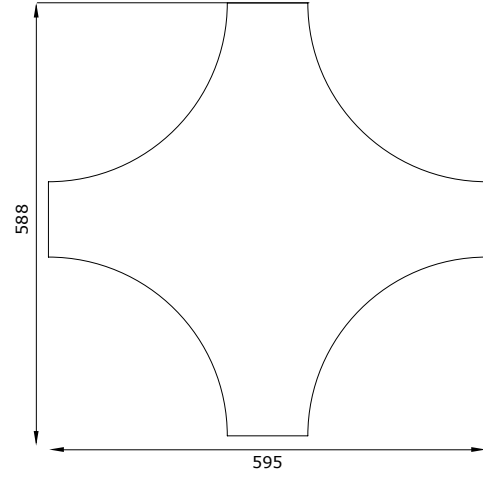
ACCESORIES COMPLEMENTOS		FINISH ACABADO	30X120	60X60	30X60
	Cast iron oxidum peldaño	NATURAL	G-501	G-235	G-163
	Cast iron oxidum peldaño angulo	NATURAL	G-515	G-251	G-179
	Cast iron oxidum gradone	NATURAL	G-767	G-543	G-499
	Cast iron oxidum gradone ángulo	NATURAL	G-779	G-603	G-559



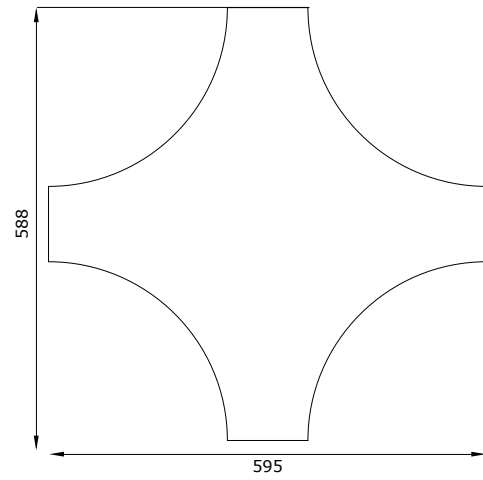
11mm



Cast Iron serie star
(58,88 x 59,55 cm - 23.15" x 23.45")
Cast Iron black natural star G-519



Cast Iron serie star
(58,88 x 59,55 cm - 23.15" x 23.45")
Cast Iron oxidum natural star G-519

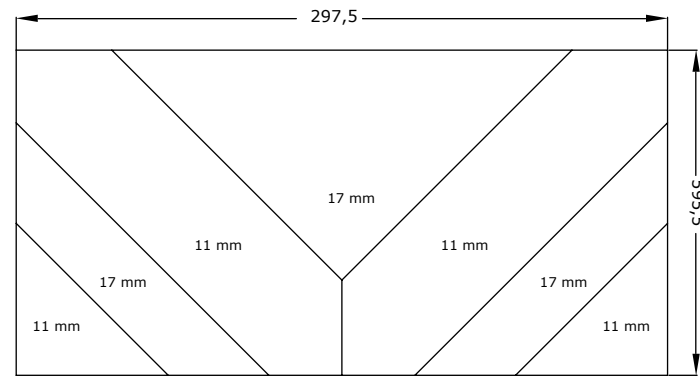


Cast Iron serie star
(58,88 x 59,55 cm - 23.15" x 23.45")
Cast Iron white natural star G-519



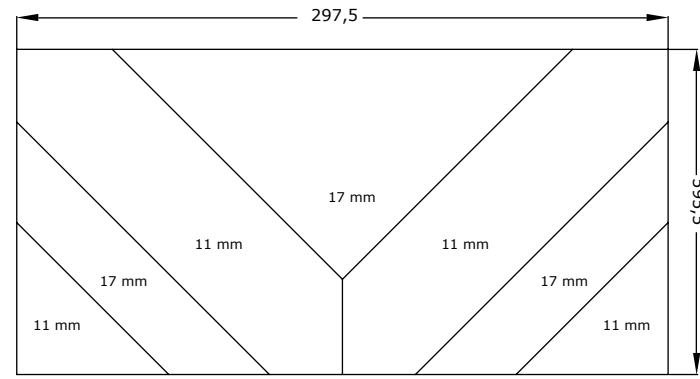
product: Cast Iron black natural star

11mm



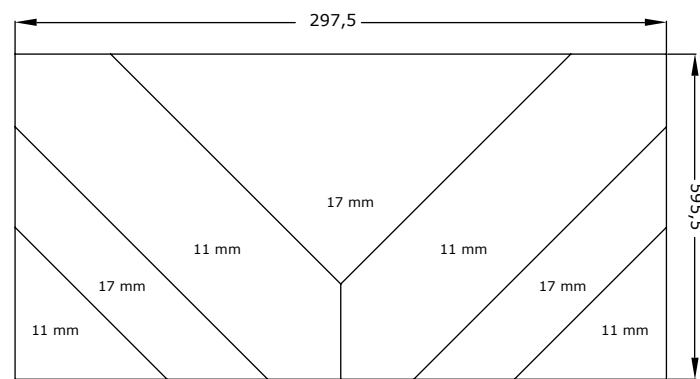
Cast Iron serie decor ramp
(29,75 x 59,55 cm - 11.71' x 23.45')

Cast Iron black natural decor ramp G-1822



Cast Iron serie decor ramp
(29,75 x 59,55 cm - 11.71' x 23.45')

Cast Iron oxidum natural decor ramp G-1822




Cast Iron serie decor ramp
(29,75 x 59,55 cm - 11.71' x 23.45')

Cast Iron white natural decor ramp G-1822




product: Cast Iron oxidum natural decor ramp





 **Cast Iron serie 30x60**
(29,75 x 59,55 cm - 11.71" x 23.45")
Cast Iron gold natural 30x60 G-1860

 **Cast Iron serie 10x30**
(9,74 x 29,75 cm - 3.83" x 11.71")
Cast Iron gold natural 10x30 G-119



 **Cast Iron serie 30x60**
(29,75 x 59,55 cm - 11.71" x 23.45")
Cast Iron silver natural 30x60 G-1860

 **Cast Iron serie 10x30**
(9,74 x 29,75 cm - 3.83" x 11.71")
Cast Iron silver natural 10x30 G-119



product: Cast Iron gold natural lista 10x30 & Cast Iron white natural 60x120



Metal 2.0 collection

Metal 2.0 90x90
89,46x89,46 cm - 35.22"x35.22"

Metal 2.0 45x90
44,63x89,46 cm - 17.57"x35.22"

Metal 2.0 22,5x90
22,215x89,46 cm - 8.75"x35.22"

Metal 2.0 30x60
29,75x59,55 cm - 11.71"x23.45"



Colour range / gama cromática


GREEN
WHITE
OXIDUM

LAPPATO	DIN R10	DCOF >0,42	CLASE 1
	<small>DIN 51130</small>	<small>ANSI A 137.1-2012</small>	<small>UNE-ENV 12633</small>

Test realized in external laboratory on March 2014, in the current consignment of Metal 2.0 green lappato 90x90. Consult specific product test result value before supplying.
Prueba realizada en laboratorio externo en Marzo 2014, sobre la actual partida de Metal 2.0 green lappato 90x90. Consultar valor de un producto específico antes del suministro.

3 COLOURS COLORES	4 SIZES FORMATOS	1 FINISH ACABADO	LAPPATO	 11 mm
--------------------------------	-------------------------------	-------------------------------	---------	-----------

11mm



Metal 2.0 serie 90x90
(89,46 x 89,46 cm - 35.22" x 35.22")

Metal 2.0 green lappato 90x90 G-1482



Metal 2.0 serie 45x90
(44,63 x 89,46 cm - 17.57" x 35.22")

Metal 2.0 green lappato 45x90 G-1368



Metal 2.0 serie 22,5x90
(22,215 x 89,46 cm - 8.74" x 35.22")

Metal 2.0 green lappato 22,5x90 G-1434



Metal 2.0 serie 30x60
(29,75 x 59,55 cm - 11.71" x 23.45")

Metal 2.0 green lappato 30x60 G-1298




Metal 2.0 rodapie 7,5x90
(7,3 x 89,46 cm - 2.87" x 35.22")

Metal 2.0 green lappato rodapié 7,5x90 G-131



Metal 2.0 rodapie 7,5x60
(7,3 x 59,55 cm - 2.87" x 23.45")

Metal 2.0 green lappato rodapié 7,5x60 G-97



Metal 2.0 lista 7,5x90
(7,3 x 89,46 cm - 2.87" x 35.22")

Metal 2.0 green lappato lista 7,5x90 G-117




Metal 2.0 lista 7,5x60
(7,3 x 59,55 cm - 2.87" x 23.45")

Metal 2.0 green lappato lista 7,5x60 G-93



Metal 2.0 mosaico mix
(29,75 x 29,75 cm - 11.71" x 11.71")

Metal 2.0 green lappato mosaico mx G-1756



Metal 2.0 mosaico 2,5x2,5
(29,75 x 29,75 cm - 11.71" x 11.71")


Metal 2.0 green lappato mosaico 2,5x2,5 G-1756



ACCESORIES COMPLEMENTOS		FINISH ACABADO	GROUP GRUPO	90X90	45X90	30X60
	Metal 2.0 green peldaño	LAPPATO	G-570	G-323	G-195	
	Metal 2.0 green peldaño ángulo	LAPPATO	G-599	G-333	G-211	
	Metal 2.0 green gradone	LAPPATO	G-767	G-623	G-499	
	Metal 2.0 green gradone ángulo	LAPPATO	G-815	G-645	G-559	



11mm



Metal 2.0 serie 90x90
(89,46 x 89,46 cm - 35,22" x 35,22")

Metal 2.0 white lappato 90x90 G-1466



Metal 2.0 serie 45x90
(44,63 x 89,46 cm - 17,57" x 35,22")

Metal 2.0 white lappato 45x90 G-1330



Metal 2.0 serie 22,5x90
(22,215 x 89,46 cm - 8,74" x 35,22")

Metal 2.0 white lappato 22,5x90 G-1396



Metal 2.0 serie 30x60
(29,75 x 59,55 cm - 11,71" x 23,45")

Metal 2.0 white lappato 30x60 G-1260



Metal 2.0 rodapié 7,5x90
(7,3 x 89,46 cm - 2,87" x 35,22")

Metal 2.0 white lappato rodapié 7,5x90 G-125




Metal 2.0 rodapié 7,5x60
(7,3 x 59,55 cm - 2,87" x 23,45")

Metal 2.0 white lappato rodapié 7,5x60 G-95



Metal 2.0 lista 7,5x90
(7,3 x 89,46 cm - 2,87" x 35,22")

Metal 2.0 white lappato lista 7,5x90 G-115




Metal 2.0 lista 7,5x60
(7,3 x 59,55 cm - 2,87" x 23,45")

Metal 2.0 white lappato lista 7,5x60 G-91



Metal 2.0 mosaico mix
(29,75 x 29,75 cm - 11,71" x 11,71")

Metal 2.0 white lappato mosaico mx G-1756




Metal 2.0 mosaico 2,5x2,5
(29,75 x 29,75 cm - 11,71" x 11,71")

Metal 2.0 white lappato mosaico 2,5x2,5 G-1756

ACCESORIES COMPLEMENTOS		FINISH ACABADO	GROUP GRUPO	90X90	45X90	30X60
	Metal 2.0 white peldaño	LAPPATO	G-570	G-315	G-171	
	Metal 2.0 white peldaño angulo	LAPPATO	G-599	G-323	G-187	
	Metal 2.0 white gradone	LAPPATO	G-767	G-623	G-499	
	Metal 2.0 white gradone angulo	LAPPATO	G-815	G-645	G-559	



11mm



Metal 2.0 serie 90x90
(89,46 x 89,46 cm - 35.22" x 35.22")

Metal 2.0 oxidum lappato 90x90 G-1482



Metal 2.0 serie 45x90
(44,63 x 89,46 cm - 17.57" x 35.22")

Metal 2.0 oxidum lappato 45x90 G-1368



Metal 2.0 serie 22,5x90
(22,215 x 89,46 cm - 8.74" x 35.22")

Metal 2.0 oxidum lappato 22,5x90 G-1434



Metal 2.0 serie 30x60
(29,75 x 59,55 cm - 11.71" x 23.45")

Metal 2.0 oxidum lappato 30x60 G-1298



Metal 2.0 rodapie 7,5x90
(7,3 x 89,46 cm - 2.87" x 35.22")

Metal 2.0 oxidum lappato rodapie 7,5x90 G-131



Metal 2.0 rodapie 7,5x60
(7,3 x 59,55 cm - 2.87" x 23.45")

Metal 2.0 oxidum lappato rodapie 7,5x60 G-97



Metal 2.0 lista 7,5x90
(7,3 x 89,46 cm - 2.87" x 35.22")

Metal 2.0 oxidum lappato lista 7,5x90 G-117




Metal 2.0 lista 7,5x60
(7,3 x 59,55 cm - 2.87" x 23.45")

Metal 2.0 oxidum lappato lista 7,5x60 G-93



Metal 2.0 mosaico mix
(29,75 x 29,75 cm - 11.71" x 11.71")

Metal 2.0 oxidum lappato mosaico mx G-1756



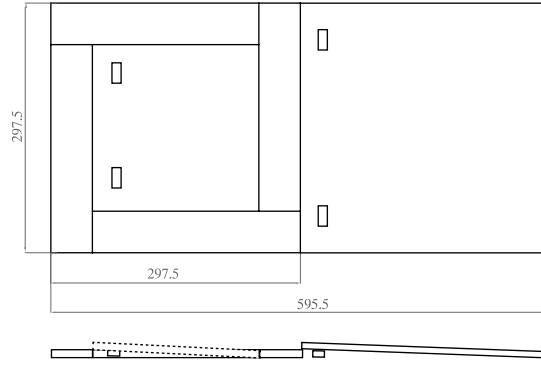
Metal 2.0 mosaico 2,5x2,5
(29,75 x 29,75 cm - 11.71" x 11.71")

Metal 2.0 oxidum lappato mosaico 2,5x2,5 G-1756

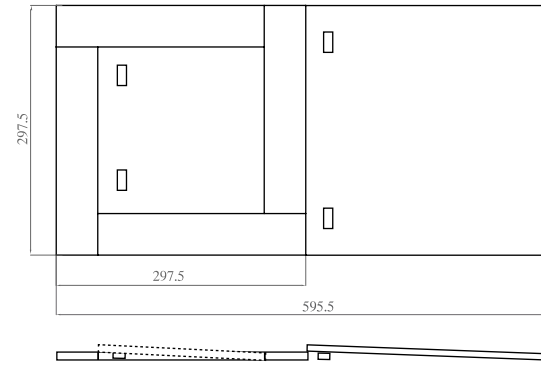
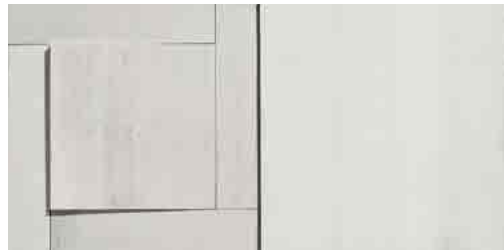


ACCESORIES COMPLEMENTOS		FINISH ACABADO	GROUP GRUPO	90X90	45X90	30X60
	Metal 2.0 oxidum peldaño	LAPPATO	G-570	G-323	G-195	
	Metal 2.0 oxidum peldaño ángulo	LAPPATO	G-599	G-333	G-211	
	Metal 2.0 oxidum gradone	LAPPATO	G-767	G-623	G-499	
	Metal 2.0 oxidum gradone ángulo	LAPPATO	G-815	G-645	G-559	

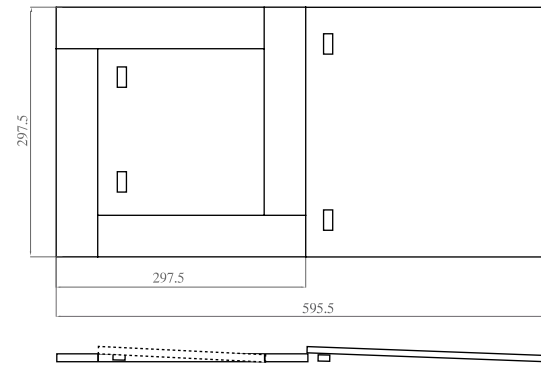
11mm



Metal 2.0 decor ramp
(29,75 x 59,55 cm - 11,71" x 23,45")
Metal 2.0 oxidum lappato decor ramp G-1870



Metal 2.0 decor ramp
(29,75 x 59,55 cm - 11,71" x 23,45")
Metal 2.0 white lappato decor ramp G-1870



Metal 2.0 decor ramp
(29,75 x 59,55 cm - 11,71" x 23,45")
Metal 2.0 green lappato decor ramp G-1870





“La buena arquitectura involucra a la naturaleza”
Mario Pei

“Good architecture lets nature in”
Mario Pei

Xtreme collection

Xtreme hexagonal regular L34,38 cm
59,55x51,57 cm - 23.45"x20.30"

Xtreme 60x60
59,55x59,55 cm - 23.45"x23.45"

Xtreme 30x60
29,75x59,55 cm - 11.71"x23.45"



Colour range / gama cromática

COPPER

WHITE


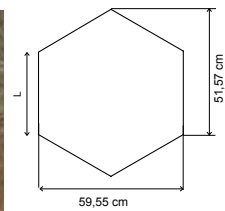
BLACK

LAPPATO	DIN R10	DCOF >0,42	PTV >36 LOW SLIP POTENTIAL	CLASE 3
	DIN 51130	ANSI A 137.1-2012	BS EN 13036-4	UNE-ENV 12833

Test done in xtreme copper and black lappato 30x60. Average test result value on August 2011. Consult specific product test result value before supplying.
Prueba realizada sobre el producto xtreme copper y black lappato 30x60. Valor de media a fecha Agosto de 2011. Consultar valor de un producto específico antes del suministro.

3 COLOURS COLORES	3 SIZES FORMATOS	1 FINISH ACABADO	LAPPATO	11 mm
--------------------------------	-------------------------------	-------------------------------	---------	--------------

11mm



Xtreme serie hexagonal regular L-34,38 cm *
(59,55 x 51,57 cm. - 23.45" x 20.30")

Xtreme copper lappato hexagonal G-1506

*3mm joint is recommended for the hexagon shape
* Para formatos hexagonales se recomienda una junta de colocación de 3 mm.

Xtreme serie 60x60
(59,55 x 59,55 cm. - 23.45" x 23.45")

Xtreme copper lappato 60x60 G-1368

Xtreme serie 30x60
(29,75 x 59,55 cm. -11.71" x 23.45")

Xtreme copper lappato 30x60 G-1298

Xtreme rodapié 7,5x60
(7,3 x 59,55 cm - 2.87" x 23.45")

Xtreme copper lappato rodapié 7,5x60 G-97

Xtreme lista 7,5x60
(7,3 x 59,55 cm. - 2.87" x 23.45")

Xtreme copper lappato lista 7,5x60 G-93



Xtreme mosaico brick
(29,75 x 29,75 cm - 11.71" x 11.71")

Xtreme copper lappato mosaico brick G-1942



Xtreme mosaico 5x5
(29,75 x 29,75 cm - 11.71" x 11.71")

Xtreme copper lappato mosaico 5x5 G-1688

ACCESORIES COMPLEMENTOS		FINISH ACABADO		GROUP GRUPO	
		60X60	30X60		
	Xtreme copper peldaño	, 9.8 mm, 1.181"/>	LAPPATO	G-281	G-195
	Xtreme copper peldaño ángulo	, 9.8 mm, 1.181"/>	LAPPATO	G-299	G-211
	Xtreme copper gradone	, 30 mm, 1.181"/>	LAPPATO	G-585	G-499
	Xtreme copper gradone ángulo	, 30 mm, 1.181"/>	LAPPATO	G-633	G-559



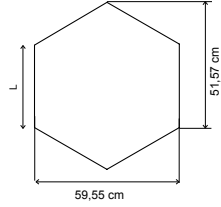
RECTIFIED AND WITHOUT BEVEL EDGE FINISH PRODUCT / RECTIFICADO Y NO BISELADO
TILES WITH RANDOM SHADE AND ASPECT VARIATION / PRODUCTO CON ALTA VARIACIÓN CROMÁTICA Y DESTONIFICACIÓN EN COMPOSICIONES

PRODUCTS TO BE CLEANED WITH PH NEUTRAL / LIMPIAR CON PRODUCTOS PH NEUTROS



product: Xtreme copper lappato hexagonal

11mm



Xtreme serie hexagonal regular L-34,38 cm *
(59,55 x 51,57 cm. - 23.45" x 20.30")

Xtreme white lappato hexagonal G-1506

*3mm joint is recommended for the hexagon shape
* Para formatos hexagonales se recomienda una junta de colocación de 3 mm.

Xtreme serie 60x60
(59,55 x 59,55 cm. - 23.45" x 23.45")

Xtreme white lappato 60x60 G-1368

Xtreme serie 30x60
(29,75 x 59,55 cm. - 11.71" x 23.45")

Xtreme white lappato 30x60 G-1298

Xtreme rodapié 7,5x60
(7,3 x 59,55 cm - 2.87" x 23.45")

Xtreme white lappato rodapié 7,5x60 G-97


Xtreme lista 7,5x60
(7,3 x 59,55 cm. - 2.87" x 23.45")

Xtreme white lappato lista 7,5x60 G-93



Xtreme mosaico brick
(29,75 x 29,75 cm - 11.71" x 11.71")

Xtreme white lappato mosaico brick G-1942



Xtreme mosaico 5x5
(29,75 x 29,75 cm - 11.71" x 11.71")



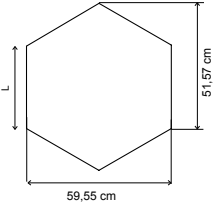
Xtreme white lappato mosaico 5x5 G-1688

ACCESORIES COMPLEMENTOS		FINISH ACABADO		GROUP GRUPO	
		60X60	30X60		
	Xtreme white peldaño	, 9.8 mm, 2.5"/>	LAPPATO	G-281	G-195
	Xtreme white peldaño ángulo	, 9.8 mm, 2.5"/>	LAPPATO	G-299	G-211
	Xtreme white gradone	, 30 mm, 2.5"/>	LAPPATO	G-585	G-499
	Xtreme white gradone ángulo	, 30 mm, 2.5"/>	LAPPATO	G-633	G-559



product: Xtreme white lappato hexagonal

11mm



Xtreme serie hexagonal regular L-34,38 cm *
(59,55 x 51,57 cm. - 23.45" x 20.30")

Xtreme black lappato hexagonal G-1506

* 3mm joint is recommended for the hexagon shape
* Para formatos hexagonales se recomienda una junta de colocación de 3 mm.

Xtreme serie 60x60
(59,55 x 59,55 cm. - 23.45" x 23.45")

Xtreme black lappato 60x60 G-1368

Xtreme serie 30x60
(29,75 x 59,55 cm. - 11.71" x 23.45")

Xtreme black lappato 30x60 G-1298

Xtreme rodapié 7,5x60
(7,3 x 59,55 cm - 2.87" x 23.45")

Xtreme black lappato rodapié 7,5x60 G-97

Xtreme lista 7,5x60
(7,3 x 59,55 cm. - 2.87" x 23.45")

Xtreme black lappato lista 7,5x60 G-93



Xtreme mosaico brick
(29,75 x 29,75 cm - 11.71" x 11.71")

Xtreme black lappato mosaico brick G-1942



Xtreme mosaico 5x5
(29,75 x 29,75 cm - 11.71" x 11.71")

Xtreme black lappato mosaico 5x5 G-1688

ACCESORIES COMPLEMENTOS		FINISH ACABADO		GROUP GRUPO	
		60X60	30X60		
	Xtreme black peldaño	, 9.8 mm, 2%"/>	LAPPATO	G-281	G-195
	Xtreme black peldaño ángulo	, 9.8 mm, 2%"/>	LAPPATO	G-299	G-211
	Xtreme black gradone	, 30 mm, 2%, 1.299"/>, 33 mm, 2%"/>	LAPPATO	G-585	G-499
	Xtreme black gradone ángulo	, 30 mm, 2%, 1.299"/>, 33 mm, 2%"/>	LAPPATO	G-633	G-559

RECTIFIED AND WITHOUT BEVEL EDGE FINISH PRODUCT / RECTIFICADO Y NO BISELADO
TILES WITH RANDOM SHADE AND ASPECT VARIATION / PRODUCTO CON ALTA VARIACIÓN CROMÁTICA Y DESTONIFICACIÓN EN COMPOSICIONES

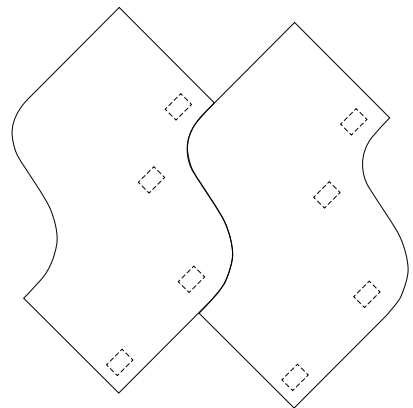
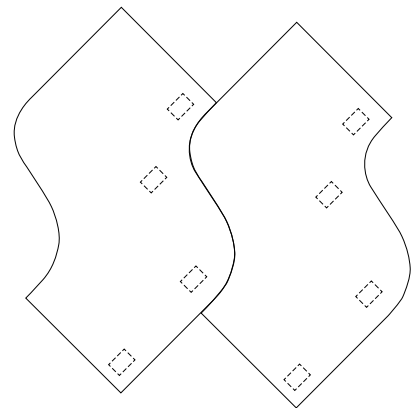
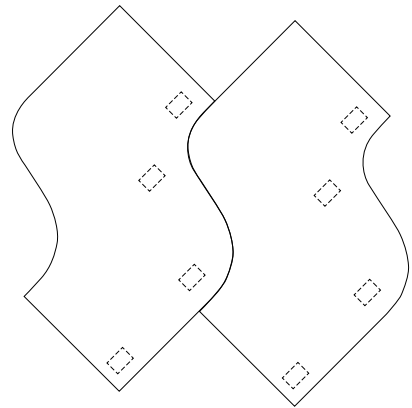
PRODUCTS TO BE CLEANED WITH PH NEUTRAL / LIMPIAR CON PRODUCTOS PH NEUTROS



Nando's Restaurant. London - UK

product: Xtreme black lappato hexagonal

11mm



Xtreme serie wave
(42,32 x 59,55 cm - 16.66" x 23.45")

Xtreme black lappato wave **G-1850**

Xtreme serie wave
(42,32 x 59,55 cm - 16.66" x 23.45")

Xtreme white lappato wave **G-1850**

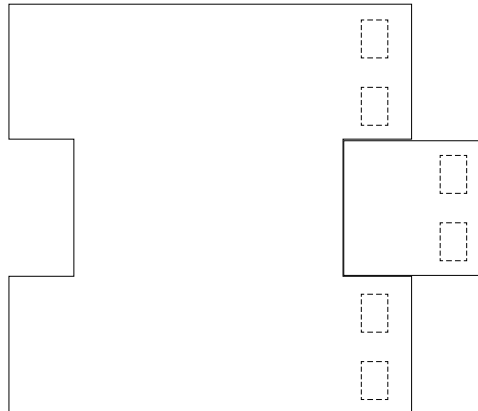
Xtreme serie wave
(42,32 x 59,55 cm - 16.66" x 23.45")

Xtreme copper lappato wave **G-1850**



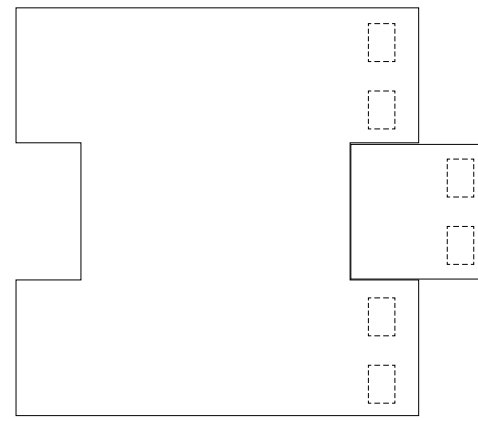

product: Xtreme cooper lappato wave

11mm



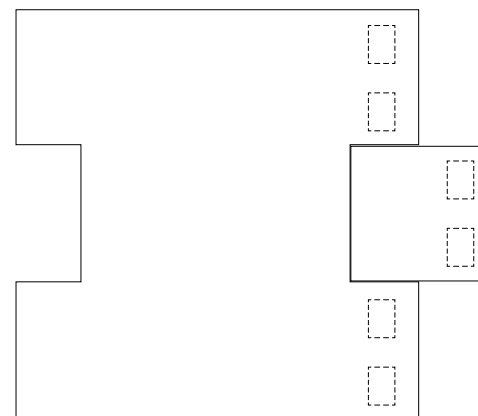
Xtreme serie nexus
(59,55 x 59,55 cm - 23.45" x 23.45")

Xtreme black lappato nexus G-1732



Xtreme serie nexus
(59,55 x 59,55 cm - 23.45" x 23.45")

Xtreme white lappato nexus G-1732



Xtreme serie nexus
(59,55 x 59,55 cm - 23.45" x 23.45")

Xtreme copper lappato nexus G-1732





“La arquitectura es el juego sabio, correcto y magnífico de volúmenes ensamblados por la luz”

Le Corbusier

“Architecture is the wise game, correct and magnificent volume assembled by light”

Le Corbusier

Colour range / gama cromática

TITANIUM

COPPER

WHITE

Metal & Nanocorten collection

Metal 60x120

59,55x119,3 cm - 23.45"x46.97"

Metal 30x120

29,67x119,3 cm - 11.68"x46.97"

Metal 15x120

14,74x119,3 cm - 5.80"x46.97"

Metal 60x60

59,55x59,55 cm - 23.45"x23.45"

Metal 30x60

29,75x59,55 cm - 11.71"x23.45"

Nanocorten 45x90

44,63 x 89,46 cm - 17.57" x 35.22"

Nanocorten 22,5x90

22,215 x 89,46 cm - 8.75" x 35.22"

NATURAL	DIN R9 DIN 51130	PTV > 24 MODERATE SLIP POTENTIAL BS 7976-2	CLASE 1 UNE-ENV 12633
LAPPATO		PTV > 24 MODERATE SLIP POTENTIAL BS 7976-2	

Test done in Metal titanium natural 30x60. Average test result value on October 2005. Consult specific product test result value before supplying.
Prueba realizada sobre el producto Metal titanium natural 30x60. Valor de media a fecha de Octubre de 2005. Consultar valor de un producto específico antes del suministro.
BS EN 7976-2 - Test done in Metal copper lappato. Average test result value on July 2013. Consult specific product test result value before supplying.
BS EN 7976-2 - Prueba realizada sobre el producto Metal copper lappato. Valor de media a fecha de julio de 2013. Consultar valor de un producto específico antes del suministro.



METAL	2 COLOURS COLORES	5 SIZES FORMATOS	2 FINISH ACABADO	LAPPATO NATURAL	 11 mm
NANOCORTEN	3 COLOURS COLORES	2 SIZES FORMATOS	1 FINISH ACABADO	LAPPATO	 5 mm


METAL TITANIUM

11mm




Metal serie 60x120
(59,55 x 119,3 cm. - 23,45" x 46,97")

Metal titanium natural 60x120 G-1534



Metal serie 30x120
(29,67 x 119,3 cm. - 11,68" x 46,97")

Metal titanium natural 30x120 G-1576



Metal serie 15x120
(14,74 x 119,3 cm. - 5,8" x 46,97")

Metal titanium natural 15x120 G-1616



Metal serie 60x60
(59,55x 59,55 cm. - 23,45" x 23,45")

Metal titanium lappato 60x60 G-1446
Metal titanium natural 60x60 G-1410




Metal serie 30x60
(29,75x 59,55 cm. - 11,71" x 23,45")

Metal titanium lappato 30x60 G-1330
Metal titanium natural 30x60 G-1298



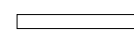
Metal rodapié 7,5x60
(7,3 x 59,55 cm - 2.87" x 23.45")

Metal titanium natural rodapié 7,5x60 G-97



Metal lista 10x60
(9,74 x 59,55 cm - 3.84" x 23.45")

Metal titanium lappato lista 10x60 G-95
Metal titanium natural lista 10x60 G-91



Metal lista 7,5x60
(7,3 x 59,55 cm - 2.87" x 23.45")

Metal titanium lappato lista 7,5x60 G-93
Metal titanium natural lista 7,5x60 G-89



Metal lista 2,5x60
(2,3 x 59,55 cm - 0.91" x 23.45")

Metal titanium lappato lista 2,5x60 G-89
Metal titanium natural lista 2,5x60 G-85



Metal mosaico 2,5x 2,5
(29,75x 29,75 cm. - 11,71" x 11,71")

Metal titanium lappato mosaico 2,5x2,5 G-1780



Metal mosaico 2,5x 10
(29,75x 29,75 cm - 11,71" x 11,71")

Metal titanium lappato mosaico 2,5x10 G-1708



Metal mosaico 2,5x 2,5
(29,75x 29,75 cm - 11,71" x 11,71")

Metal policromático lappato mosaico 2,5x2,5 G-1780



Metal mosaico 2,5x 10
(29,75x 29,75 cm - 11,71" x 11,71")

Metal policromático lappato mosaico 2,5x10 G-1708



Metal titanium lappato precision 2,5x 60
(29,75x 59,55 cm - 11,71" x 23,45")

G-1506



Metal titanium lappato preicision 7,5x 60
(29,75x 59,55 cm - 11,71" x 23,45")

G-1426



Metal titanium lappato mosaico sin fin 15x 45
(14,72x 44,63 cm - 5,79" x 17,57")

G-211



Metal policromático lappato mosaico sin fin 15x 45
(14,72x 44,63 cm. - 5,79" x 17,57")

G-211



Metal titanium lappato mosaico blend
(13,8 x 25,75 cm - 5,43" x 10,14")

G-235

ACCESORIES COMPLEMENTOS		FINISH ACABADO		GROUP GRUPO		
				30X120	60X60	30X60
	Metal titanium peldaño		LAPPATO	-	G-315	G-211
			NATURAL	G-619	G-303	G-195
	Metal titanium peldaño ángulo		LAPPATO	-	G-333	G-227
			NATURAL	-	G-315	G-211
	Metal titanium gradone		LAPPATO	-	G-585	G-499
			NATURAL	G-795	G-585	G-499
	Metal titanium gradone ángulo		LAPPATO	-	G-633	G-559
			NATURAL	-	G-633	G-559


RECTIFIED AND WITHOUT BEVEL EDGE FINISH PRODUCT / RECTIFICADO Y NO BISELADO
TILES WITH RANDOM SHADE AND ASPECT VARIATION / PRODUCTO CON ALTA VARIACIÓN CROMÁTICA Y DESTONIFICACIÓN EN COMPOSICIONES

PRODUCTS TO BE CLEANED WITH PH NEUTRAL / LIMPIAR CON PRODUCTOS PH NEUTROS



CFC Offices - Dordrecht, Holland - architects: VAN ES ARCHITECTEN SLIDRECHT

product: Metal titanium lappato 60x60

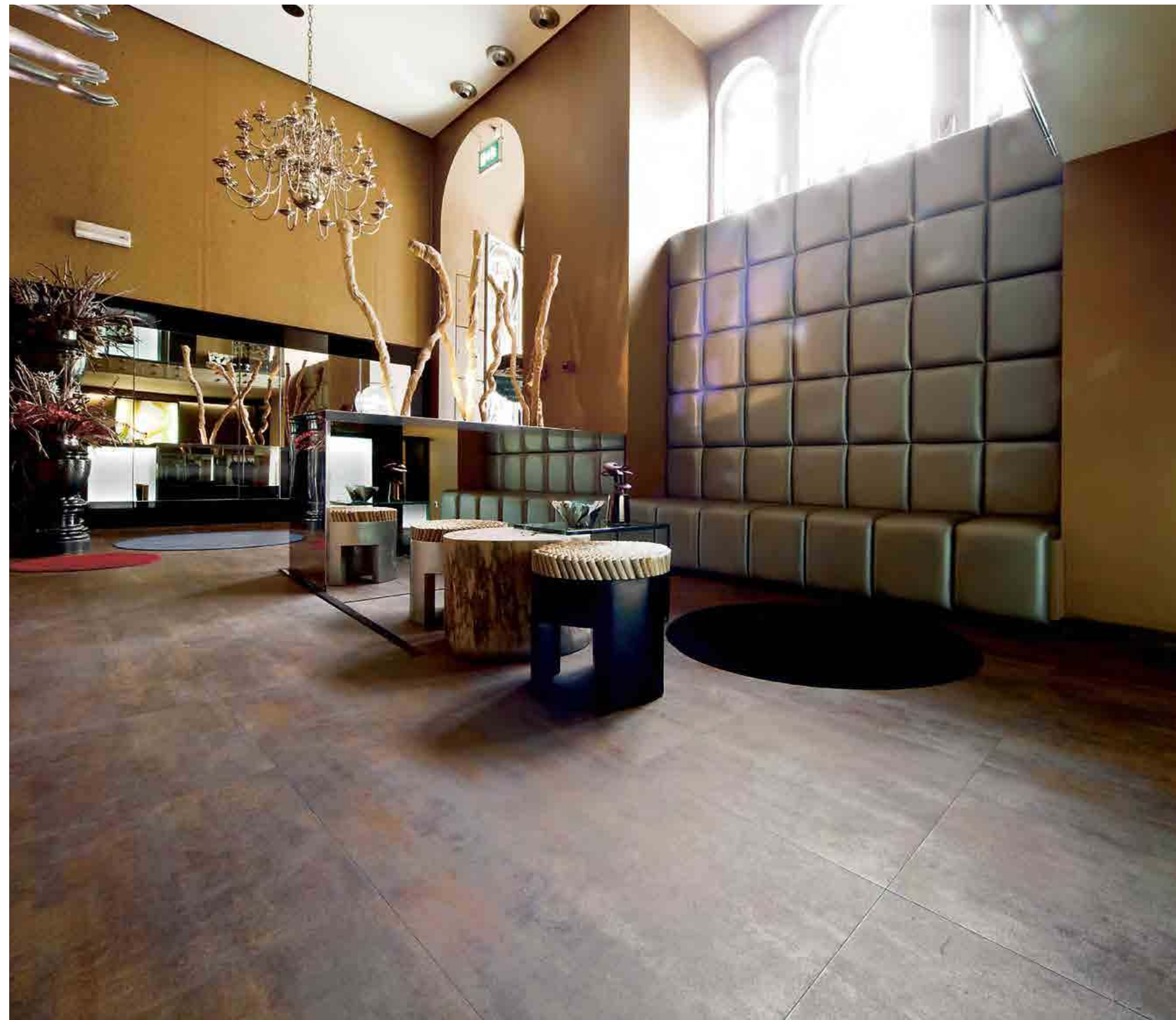


Metal serie 60x120 (59,55 x 119,3 cm - 23,45" x 46,97")	
Metal copper natural 60x120	G-1534
Metal serie 30x120 (29,67 x 119,3 cm - 11,68" x 46,97")	
Metal copper natural 30x120	G-1576
Metal serie 15x120 (14,74 x 119,3 cm - 5,8" x 46,97")	
Metal copper natural 15x120	G-1616
Metal serie 60x60 (59,55x 59,55 cm - 23,45" x 23,45")	
Metal copper lappato 60x60	G-1446
Metal copper natural 60x60	G-1410
Metal serie 30x60 (29,75x 59,55 cm - 11,71" x 23,45")	
Metal copper lappato 30x60	G-1330
Metal copper natural 30x60	G-1298
Metal rodapié 7,5x60 (7,3 x 59,55 cm - 2,87" x 23,45")	
Metal copper natural rodapié 7,5x60	G-97
Metal lista 10x60 (9,74 x 59,55 cm - 3,84" x 23,45")	
Metal copper lappato lista 10x60	G-95
Metal coper natural lista 10x60	G-91
Metal lista 7,5x60 (7,3 x 59,55 cm - 2,87" x 23,45")	
Metal copper lappato lista 7,5x60	G-93
Metal copper natural lista 7,5x60	G-89
Metal lista 2,5x60 (2,3 x 59,55 cm - 0,91" x 23,45")	
Metal coper lappato lista 2,5x60	G-89
Metal copper natural lista 2,5x60	G-85

Metal mosaico 2,5x 2,5 (29,75x 29,75 cm - 11,71" x 11,71")	
Metal copper lappato mosaico 2,5x2,5	G-1780
Metal mosaico 2,5x 10 (29,75x 29,75 cm - 11,71" x 11,71")	
Metal copper lappato mosaico 2,5x10	G-1708
Metal mosaico 2,5x 2,5 (29,75x 29,75 cm - 11,71" x 11,71")	
Metal policromático lappato mosaico 2,5x2,5	G-1780
Metal mosaico 2,5x 10 (29,75x 29,75 cm - 11,71" x 11,71")	
Metal policromático lappato mosaico 2,5x10	G-1708
Metal copper lappato precision 2,5x 60 (29,75x 59,55 cm - 11,71" x 23,45")	G-1506
Metal copper lappato preincision 7,5x 60 (29,75x 59,55 cm - 11,71" x 23,45")	G-1426

Metal copper lappato mosaico sin fin 15x 45 (14,72x 44,63 cm - 5,79" x 17,57")	G-211
Metal policromático lappato mosaico sin fin 15x 45 (14,72x 44,63 cm - 5,79" x 17,57")	G-211
Metal copper lappato mosaico blend (13,8 x 25,75 cm - 5,43" x 10,14")	G-235

ACCESORIES COMPLEMENTOS	FINISH ACABADO	GROUP GRUPO	30X120	60X60	30X60
Metal copper peldaño	LAPPATO NATURAL	G-315 G-303	- G-519	G-315 G-303	G-211 G-195
Metal copper peldaño ángulo	LAPPATO NATURAL	G-333 G-315	- -	G-333 G-315	G-227 G-211
Metal copper gradone	LAPPATO NATURAL	G-585 G-585	- G-795	G-585 G-585	G-499 G-499
Metal copper gradone ángulo	LAPPATO NATURAL	G-633 G-633	- -	G-633 G-633	G-559 G-559



Evidencia Astoria Creative Hotel

product: Metal copper natural 60x60

5mm



Nanocorten serie 45x90
(44,63 x 89,46 cm - 17.57" x 35.22")
Nanocorten titanium lappato 45x90 G-1372




Nanocorten serie 22,5x90
(22,21 x 89,46 cm - 8.75" x 35.22")
Nanocorten titanium lappato 22,5x90 G-1426



Nanocorten serie mosaico
(14,74 x 44,63 cm - 5.80" x 17.57")
Nanocorten titanium lappato mosaico flake G-211



Nanocorten serie mosaico
(29,75 x 29,75 cm - 11.71" x 11.71")
Nanocorten titanium lappato mosaico 2,5x2,5 G-1732



5mm




Nanocorten serie 45x90
(44,63 x 89,46 cm - 17.57" x 35.22")
Nanocorten copper lappato 45x90 G-1372



Nanocorten serie 22,5x90
(22,21 x 89,46 cm - 8.75" x 35.22")
Nanocorten copper lappato 22,5x90 G-1426



Nanocorten serie mosaico
(14,74 x 44,63 cm - 5.80" x 17.57")
Nanocorten copper lappato mosaico flake G-211




Nanocorten serie mosaico
(29,75 x 29,75 cm - 11.71" x 11.71")
Nanocorten copper lappato mosaico 2,5x2,5 G-1732



VETERINARY CLINIC - Domodossola, Torino (ITALY) - architect: MARIA DOLORES VICINI

product: Nanocorten copper lappato 45x90

5mm




Nanocorten serie 45x90
(44,63 x 89,46 cm - 17.57" x 35.22")
Nanocorten white lappato 45x90 G-1352




Nanocorten serie 22,5x90
(22,21 x 89,46 cm - 8.75" x 35.22")
Nanocorten white lappato 22,5x90 G-1410



Nanocorten serie mosaico
(14,74 x 44,63 cm - 5.80" x 17.57")
Nanocorten white lappato mosaico flake G-211



Nanocorten serie mosaico
(29,75 x 29,75 cm - 11.71" x 11.71")
Nanocorten white lappato mosaico 2,5x2,5 G-1732



PRIVATE HOUSE - Gijón (SPAIN) - architect: AGUAMANIL

product: Nanocorten white lappato 45x90



“La arquitectura debe hablar de su tiempo y su lugar, y a la vez, anhelar la eternidad”

Frank Gehry

“Architecture should speak to time and place, and at the same time, looking forward eternally”

Frank Gehry

Metal selection

Inox 60x60

59,55x59,55 cm - 23.45"x23.45"

Inox 30x60

29,75x59,55 cm - 11.71"x23.45"

Patina 45x90

44,63x89,46 cm - 17.57"x35.22"

Patina 22,5x90

22,215x89,46 cm - 8.75"x35.22"

Patina 60x60


59,55x59,55 cm - 23.45"x23.45"

Nanoeclectic 30x60

29,75 x 59,55 cm - 11.71" x 23.45"



11mm



Inox serie 60x60
(59,55 x 59,55 cm - 23.45" x 23.45")

Inox silver graffiato 60x60 G-1532




Inox serie 30x60
(29,75 x 59,55 cm - 11.71" x 23.45")

Inox silver graffiato 30x60 G-1486




Inox rodapié 7,5x60
(7,3 x 59,55 cm - 2.87" x 23.45")

Inox silver graffiato rodapié 7,5x60 G-115



Inox lista 15x60
(14,74 x 59,55 cm - 5.80" x 23.45")

Inox silver graffiato lista 15x60 G-131



Inox lista 7,5x60
(7,3 x 59,55 cm - 2.87" x 23.45")

Inox silver graffiato lista 7,5x60 G-93




Inox mosaico random
(29,75 x 29,75 cm - 11.71" x 11.71")

Inox silver graffiato mosaico random G-1942



Inox mosaico 2,5x15
(29,75 x 29,75 cm - 11.71" x 11.71")

Inox silver graffiato mosaico 2,5x15 G-1860



Inox mosaico 2,5x2,5
(29,75 x 29,75 cm - 11.71" x 11.71")

Inox silver graffiato mosaico 2,5x2,5 G-1942

⚠ CONSULT TECHNICAL CHARACTERISTICS AT THE END OF THE BOOK - CONSULTAR CARACTERÍSTICAS TÉCNICAS AL FINAL DEL LIBRO
RECOMMENDED ONLY FOR WALL COVERINGS-SE RECOMIENDA EMPLEAR EXCLUSIVAMENTE PARA REVESTIMIENTO

ACCESORIES COMPLEMENTOS	FINISH ACABADO	GROUP GRUPO	
		60X60	30X60
Inox silver peldaño	GRAFFIATO	G-401	G-265
Inox silver peldaño angulo	GRAFFIATO	G-431	G-283
Inox silver gradone	GRAFFIATO	G-645	G-543
Inox silver gradone angulo	GRAFFIATO	G-657	G-609

RECTIFIED AND WITHOUT BEVEL EDGE FINISH PRODUCT / RECTIFICADO Y NO BISELADO
LIGHT TO MODERATE SHADE VARIATION WITHIN EACH CARTON / PRODUCTO CON LIGERA VARIACIÓN CROMÁTICA Y DESTONIFICACIÓN EN COMPOSICIONES


⚠ PRODUCTS TO BE CLEANED WITH PH NEUTRAL / LIMPIAR CON PRODUCTOS PH NEUTROS



Bianchi Cuscinnett Offices - Milan, Italy - architects: STUDIO ARCH + DESIGN - RYUTA OKANO - NICOLA VANOSI

product: Inox silver graffiato 30x60

11mm




Patina serie 60x60
(59,55 x 59,55 cm - 23.45" x 23.45")

Patina copper natural 60x60 G-1448

ACCESORIES COMPLEMENTOS		FINISH ACABADO		GROUP GRUPO 60X60	
	Patina copper peidaño		NATURAL	G-383	
	Patina copper peidaño ángulo		NATURAL	G-403	
	Patina copper gradone		NATURAL	G-585	
	Patina copper gradone ángulo		NATURAL	G-633	

RECTIFIED AND WITHOUT BEVEL EDGE FINISH PRODUCT / RECTIFICADO Y NO BISELADO
TILES WITH RANDOM SHADE AND ASPECT VARIATION / PRODUCTO CON ALTA VARIACIÓN CROMÁTICA Y DESTONIFICACIÓN EN COMPOSICIONES





product: Patina copper natural

5mm



5mm



Nanoectic serie mosaico
(29,75 x 29,75 cm - 11.71" x 11.71")

Nanoectic white natural mosaico 2,5x2,5 G-1708

NATURAL




Nanoectic serie 30x60
(29,75 x 59,55 cm - 11.71" x 23.45")

Nanoectic white natural 30x60
Nanoectic white decor 30x60

DECOR

G-1240
G-1274



product: Nanoectic white decor 30x60 / Nanoectic white natural 30x60 / Rovere brown decape 22,5x90

NANOECLECTIC BLACK DECOR

5mm



product: Nanoeclectic black decor 30x60




Nanoeclectic serie 30x60
(29,75 x 59,55 cm - 11.71" x 23.45")
Nanoeclectic black decor 30x60 G-1274

NANOECLECTIC MOHAVE NATURAL

5mm



Nanoeclectic serie 30x60
(29,75 x 59,55 cm - 11.71" x 23.45")
Nanoeclectic mohave natural 30x60 G-1218





Nanoeclectic serie mosaico
(29,75 x 29,75 cm - 11.71" x 11.71")
Nanoeclectic mohave natural mosaico 2,5x2,5 G-1708

NANOECTECTIC SILVER DECOR

5mm





	Nanoectectic serie 30x60 (29,75 x 59,55 cm - 11.71" x 23.45")
	Nanoectectic silver decor 30x60 G-1860
	Nanoectectic lista 7,5x60 (7,3 x 59,55 cm - 2.87" x 23.45")
	Nanoectectic silver decor lista 7,5x60 G-155

NANOECTECTIC GOLD DECOR

5mm



	Nanoectectic serie 30x60 (29,75 x 59,55 cm - 11.71" x 23.45")
	Nanoectectic gold decor 30x60 G-1860
	Nanoectectic lista 7,5x60 (7,3 x 59,55 cm - 2.87" x 23.45")
	Nanoectectic gold decor lista 7,5x60 G-155



product: Nanoectectic silver decor 30x60



Pelle collection

Pelle 90x90

89,46 x 89,46 cm - 35.22" x 35.22"

Pelle 45x90

44,63 x 89,46 cm - 17.57" x 35.22"

Pelle 15x90

14,77 x 89,46 cm - 5.81" x 35.22"



colour range / gama cromática

ANTHRACITE

BROWN


GREY

GOLD

SILVER




Test done in Pelle anthracite natural. Average test result value on March 2018. Consult specific product test result value before supplying.
Prueba realizada sobre el Pelle anthracite natural. Valor de media a fecha marzo de 2018. Consultar valor de un producto específico antes del suministro.




PELLE ANTHRACITE

7mm




Pelle serie 90x90
(89,46 x 89,46 cm - 35,22" x 35,22")
Pelle anthracite natural 90x90 G-1372




Pelle serie 45x90
(44,63 x 89,46 cm - 17,57" x 35,22")
Pelle anthracite natural 45x90 G-1250



Pelle serie 15x90
(14,77x 89,46cm - 5,81" x 35,22")
Pelle anthracite natural lista 15x90 G-1410



Pelle rodapié
(7,30x89,46 cm - 2,87" x 35,22")
Pelle anthracite natural rodapié 7,5x90 G-125



Pelle serie mosaico 5 x 5
(29,75 x 29,75 cm - 11,71"x11,71")
Pelle anthracite natural mosaico 5x5 G-1.638



Pelle serie mosaico brick
(28,5 x 28,5cm - 11,22" x 11,22")
Pelle anthracite natural mosaico brick G-1.942



Pelle serie mosaico listas
(9,8x44,63 cm - 3,85"x17,55")
Pelle anthracite natural mosaico listas G-1942

ACCESORIES COMPLEMENTOS		FINISH ACABADO	GROUP GRUPO
	Pelle anthracite peldaño	NATURAL	G-303
	Pelle anthracite peldaño ángulo	NATURAL	G-315
	Pelle anthracite gradone	NATURAL	G-603
	Pelle anthracite gradone ángulo	NATURAL	G-623


RECTIFIED AND WITHOUT BEVEL EDGE FINISH PRODUCT / RECTIFICADO Y NO BISELADO
LIGHT TO MODERATE SHADE VARIATION WITHIN EACH CARTON / PRODUCTO CON LIGERA VARIACIÓN CROMÁTICA Y DESTONIFICACIÓN EN COMPOSICIONES



product: Pelle anthracite natural 90x90 & Pelle grey natural 90x90 - Pelle anthracite natural 15x90 - Pelle anthracite natural 45x90




7mm




Pelle serie 90x90
(89,46 x 89,46 cm - 35,22" x 35,22")

Pelle grey natural 90x90 **G-1372**



Pelle serie 45x90
(44,63 x 89,46 cm - 17,57" x 35,22")

Pelle grey natural 45x90 **G-1250**




Pelle serie 15x90
(14,77x 89,46cm - 5,81" x 35,22")

Pelle grey natural lista 15x90 **G-1410**



Pelle rodapié
(7,30x89,46 cm - 2,87" x 35,22")

Pelle grey natural rodapié 7,5x90 **G-125**



Pelle serie mosaico 5 x 5
(29,75 x 29,75 cm - 11,71" x 11,71")

Pelle grey natural mosaico 5x5 **G-1.638**



Pelle serie mosaico brick
(28,5 x 28,5cm - 11,22" x 11,22")

Pelle grey natural mosaico brick **G-1.942**




Pelle serie mosaico listas
(9,8x44,63 cm - 3,85" x 17,55")


Pelle grey natural mosaico listas **G-1942**

ACCESORIES COMPLEMENTOS		FINISH ACABADO		GROUP GRUPO	
	Pelle grey peldaño		NATURAL		G-303
	Pelle grey peldaño ángulo		NATURAL		G-315
	Pelle grey gradone		NATURAL		G-603
	Pelle grey gradone ángulo		NATURAL		G-623






7mm



Pelle serie 90x90
(89,46 x 89,46 cm - 35,22" x 35,22")
Pelle brown natural 90x90 G-1372



Pelle serie 45x90
(44,63 x 89,46 cm - 17,57" x 35,22")
Pelle brown natural 45x90 G-1250



Pelle serie 15x90
(14,77x 89,46cm - 5,81" x 35,22")
Pelle brown natural lista 15x90 G-1410



Pelle rodapié
(7,30x89,46 cm - 2,87" x 35,22")
Pelle brown natural rodapié 7,5x90 G-125



Pelle serie mosaico 5 x 5
(29,75 x 29,75 cm - 11,71"x11,71")
Pelle brown natural mosaico 5x5 G-1.638



Pelle serie mosaico brick
(28,5 x 28,5cm -11,22"x 11,22")
Pelle brown natural mosaico brick G-1.942



Pelle serie mosaico listas
(9,8x44,6 cm - 3,85"x17,55")
Pelle brown natural mosaico listas G-1942

ACCESORIES COMPLEMENTOS		FINISH ACABADO	GROUP GRUPO
	Pelle brown peldaño	NATURAL	G-303
	Pelle brown peldaño ángulo	NATURAL	G-315
	Pelle brown gradone	NATURAL	G-603
	Pelle brown gradone ángulo	NATURAL	G-623



product: Pelle grey 90x90 - Pelle brown mosaico 5x5 - Pelle brown mosaico listas & Pelle grey mosaico listas -Pelle grey 45x90



7mm




Pelle serie 45x90
(44,63 x 89,46 cm - 17,57" x 35,22")

Pelle gold lappato 45x90 G-1884




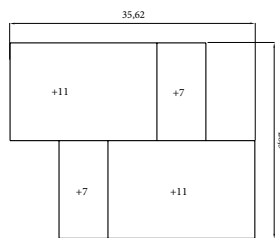
Pelle serie 22,5x90
(22,21 x 89,46 cm - 8,74" x 35,22")

Pelle gold lappato 22,5x90 G-1942



Pelle gold mix mosaico brick
(28,5 x 28,5cm - 11,22" x 11,22")

Pelle gold mix mosaico brick G-1980



product: Pelle gold lappato 45 x 90, Pelle grey natural 90x90 & Pelle gold mix mosaico brick

7mm



Pelle serie 45x90
(44,63 x 89,46 cm - 17,57" x 35,22")

Pelle silver lappato 45x90 G-1884



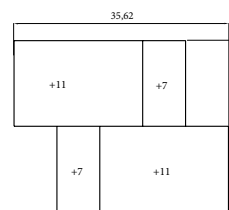
Pelle serie 22,5x90
(22,21 x 89,46 cm - 8,74" x 35,22")

Pelle silver lappato 22,5x90 G-1942



Pelle silver mix mosaico brick
(28,5 x 28,5cm - 11,22" x 11,22")

Pelle silver mix mosaico brick G-1980



product: Pelle silver mix mosaico brick



Nanofacture 7.0 collection

Nanofacture 7.0 90x90

89,46 x 89,46 cm - 35.22" x 35.22"

Nanofacture 7.0 45x90

44,63 x 89,46 cm - 17.57" x 35.22"



colour range / gama cromática

BLUE
GREY
BLACK
BEIGE

NATURAL	DIN R10 <small>DIN 51130</small>	DCOF > 0,42 <small>ANSI A137.1 S-9.6.1</small>	PTV > 24 <small>MODERATE SLIP POTENTIAL BS 7976</small>	CLASE 1 <small>UNE-ENV 12633</small>
---------	-----------------------------------------------	----------------------------------------------------------------	---------------------------------------------------------------------------------	---------------------------------------------------

Test done in Nanofacture blue natural. Average test result value on May 2017. Consult specific product test result value before supplying.
Prueba realizada sobre el Nanofacture blue natural. Valor de media a fecha mayo de 2017. Consultar valor de un producto específico antes del suministro.

4 COLOURS COLORES	2 SIZES FORMATOS	1 FINISH ACABADO	NATURAL	7 mm
--------------------------------	-------------------------------	-------------------------------	---------	-------------

7mm



	Nanofacture 7.0 serie 90x90 (89,46 x 89,46 cm - 35.22" x 35.22")	
	Nanofacture 7.0 blue natural 90x90	G-1372
	Nanofacture 7.0 serie 45x90 (44,63 x 89,46 cm - 17.57" x 35.22")	
	Nanofacture 7.0 blue natural 45x90	G-1250
	Nanofacture 7.0 lista 15x90 (14,74 x 89,46 cm - 5.80" x 35.22")	
	Nanofacture 7.0 blue natural lista 15x90	G-1410
	Nanofacture 7.0 serie rodapié-90 (7,3 x 89,46 cm - 2.87" x 35.22")	
	Nanofacture 7.0 blue natural rodapié 7,5x90	G-125



Nanofacture 7.0 serie mosaico
(29,75 x 29,75 cm - 11.71" x 11.71")
Nanofacture 7.0 blue natural mosaico 2,5x2,5 G-1708




Nanofacture 7.0 serie mosaico
(29,75 x 29,75 cm - 11.71" x 11.71")
Nanofacture 7.0 mosaico decor blue 2,5x2,5 G-1780



Nanofacture 7.0 serie decor
(44,63 x 89,46 cm - 17.57" x 35.22")
Nanofacture 7.0 poli blue natural decor G-1884

ACCESORIES COMPLEMENTOS	FINISH ACABADO	GROUP GRUPO	45x90	90x90
	NATURAL	G-303	G-559	
	NATURAL	G-315	G-570	
	NATURAL	G-603	G-779	
	NATURAL	G-623	G-829	




NANOFACTURE 7.0 BLUE NATURAL



product: Nanofacture 7.0 blue natural 90x90

7mm



Nanofacture 7.0 serie 90x90
(89,46 x 89,46 cm - 35.22" x 35.22")

Nanofacture 7.0 grey natural 90x90 G-1372




Nanofacture 7.0 serie 45x90
(44,63 x 89,46 cm - 17.57" x 35.22")

Nanofacture 7.0 grey natural 45x90 G-1250



Nanofacture 7.0 lista 15x90
(14,74 x 89,46 cm - 5.80" x 35.22")

Nanofacture 7.0 grey natural lista 15x90 G-1410



Nanofacture 7.0 serie rodapié-90
(7,3 x 89,46 cm - 2.87" x 35.22")

Nanofacture 7.0 grey natural rodapié 7,5x90 G-125



Nanofacture 7.0 serie mosaico
(29,75 x 29,75 cm - 11.71" x 11.71")

Nanofacture 7.0 grey natural mosaico 2,5x2,5 G-1708

ACCESORIES COMPLEMENTOS	FINISH ACABADO	45x90	90x90
Nanofacture 7.0 grey peldaño	NATURAL	G-303	G-559
Nanofacture 7.0 grey peldaño ángulo	NATURAL	G-315	G-570
Nanofacture 7.0 grey gradone	NATURAL	G-603	G-779
Nanofacture 7.0 grey gradone ángulo	NATURAL	G-623	G-829

RECTIFIED AND WITHOUT BEVEL EDGE FINISH PRODUCT / RECTIFICADO Y NO BISELADO
TILES WITH RANDOM SHADE AND ASPECT VARIATION / PRODUCTO CON ALTA VARIACIÓN CROMÁTICA Y DESTONIFICACIÓN EN COMPOSICIONES



product: Nanofacture 7.0 grey natural 90x90

NANOFACTURE 7.0 BLACK NATURAL


7mm



	Nanofacture 7.0 serie 90x90 (89,46 x 89,46 cm - 35.22" x 35.22")	
	Nanofacture 7.0 black natural 90x90	G-1372
	Nanofacture 7.0 serie 45x90 (44,63 x 89,46 cm - 17.57" x 35.22")	
	Nanofacture 7.0 black natural 45x90	G-1250
	Nanofacture 7.0 lista 15x90 (14,74 x 89,46 cm - 5.80" x 35.22")	
	Nanofacture 7.0 black natural lista 15x90	G-1410
	Nanofacture 7.0 serie rodapié-90 (7,3 x 89,46 cm - 2.87" x 35.22")	
	Nanofacture 7.0 black natural rodapié 7,5x90	G-125



Nanofacture 7.0 serie mosaico
(29,75 x 29,75 cm - 11.71" x 11.71")
Nanofacture 7.0 black natural mosaico 2,5x2,5 **G-1708**



Nanofacture 7.0 serie mosaico
(29,75 x 29,75 cm - 11.71" x 11.71")
Nanofacture 7.0 mosaico decor black 2,5x2,5 **G-1780**

	ACCESORIES COMPLEMENTOS		FINISH ACABADO	45x90	90x90
	Nanofacture 7.0 black peldaño		NATURAL	G-303	G-559
	Nanofacture 7.0 black peldaño ángulo		NATURAL	G-315	G-570
	Nanofacture 7.0 black gradone		NATURAL	G-603	G-779
	Nanofacture 7.0 black gradone ángulo		NATURAL	G-623	G-829

RECTIFIED AND WITHOUT BEVEL EDGE FINISH PRODUCT / RECTIFICADO Y NO BISELADO
TILES WITH RANDOM SHADE AND ASPECT VARIATION / PRODUCTO CON ALTA VARIACIÓN CROMÁTICA Y DESTONIFICACIÓN EN COMPOSICIONES




product: Nanofacture 7.0 black natural 90x90


NANOFACTURE 7.0 BEIGE NATURAL

7mm




- 

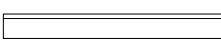
Nanofacture 7.0 serie 90x90
(89,46 x 89,46 cm - 35.22" x 35.22")

Nanofacture 7.0 beige natural 90x90 G-1372
- 

Nanofacture 7.0 serie 45x90
(44,63 x 89,46 cm - 17.57" x 35.22")

Nanofacture 7.0 beige natural 45x90 G-1250
- 

Nanofacture 7.0 lista 15x90
(14,74 x 89,46 cm - 5.80" x 35.22")

Nanofacture 7.0 beige natural lista 15x90 G-1410
- 

Nanofacture 7.0 serie rodapié-90
(7,3 x 89,46 cm - 2.87" x 35.22")

Nanofacture 7.0 beige natural rodapié 7,5x90 G-125



Nanofacture 7.0 serie mosaico
(29,75 x 29,75 cm - 11.71" x 11.71")

Nanofacture 7.0 beige natural mosaico 2,5x2,5 G-1708










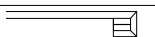
Nanofacture 7.0 serie mosaico
(29,75 x 29,75 cm - 11.71" x 11.71")

Nanofacture 7.0 mosaico decor beige 2,5x2,5 G-1780



Nanofacture 7.0 serie decor
(44,63 x 89,46 cm - 17.57" x 35.22")


Nanofacture 7.0 poli beige natural decor G-1884

ACCESORIES COMPLEMENTOS	FINISH ACABADO	GROUP GRUPO	45x90	90x90
 Nanofacture 7.0 beige peldaño	 0.291" ±2% 7.4 mm ±2%	NATURAL	G-303	G-559
 Nanofacture 7.0 beige peldaño ángulo	 0.291" ±2% 7.4 mm ±2%	NATURAL	G-315	G-570
 Nanofacture 7.0 beige gradone	 1.165" ±3% 29.6 mm ±3% 1.299" ±3% 33 mm ±3%	NATURAL	G-603	G-779
 Nanofacture 7.0 beige gradone ángulo	 1.165" ±3% 29.6 mm ±3% 1.299" ±3% 33 mm ±3%	NATURAL	G-623	G-829

RECTIFIED AND WITHOUT BEVEL EDGE FINISH PRODUCT / RECTIFICADO Y NO BISELADO
TILES WITH RANDOM SHADE AND ASPECT VARIATION / PRODUCTO CON ALTA VARIACIÓN CROMÁTICA Y DESTONIFICACIÓN EN COMPOSICIONES



product: Nanofacture 7.0 beige natural 90x90



Artec 7.0 collection

Artec 7.0 60x120
59,55x119,3 cm - 23.45"x46.97"

Artec 7.0 30x120
29,67x119,3 cm - 11.68"x46.97"



Colour range / gama cromática


- BLACK
- WHITE
- VISION

NATURAL	DIN R10 <small>DIN 51130</small>	PTV >36 <small>LOW SLIP POTENTIAL BS EN 13036-4</small>	CLASE 1 <small>UNE-ENV 12633</small>
---------	-----------------------------------------------	-----------------------------------------------------------------------------	---------------------------------------------------

Test done in Artec white natural. Average test result value on August 2017. Consult specific product test result value before supplying.
Prueba realizada sobre el producto Artec white natural. Valor de media a fecha de agosto de 2017. Consultar valor de un producto específico antes del suministro.

3 COLOURS COLORES	2 SIZES FORMATOS	2 FINISH ACABADO	NATURAL DECOR	 7 mm
--------------------------------	-------------------------------	-------------------------------	------------------	----------

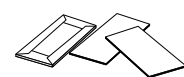
7mm



Artec 7.0 serie 60x120
(59,55 x 119,3 cm - 23.45" x 46.97")

Artec 7.0 black decor 60x120

G-1396



12 aleatory patterns

2 tiles / box
30 box / pallet



7mm



Artec 7.0 serie 60x120
(59,55 x 119,3 cm - 23.45" x 46.97")

Artec 7.0 black natural 60x120 **G-1372**




Artec 7.0 serie 30x120
(29,67 x 119,3 cm - 11.68" x 46.97")

Artec 7.0 black natural 30x120 **G-1450**



Artec 7.0 serie mosaico
(29,75 x 29,75 cm - 11.71" x 11.71")

Artec 7.0 black natural mosaico 5x5 **G-1688**



Artec 7.0 lista 7,5x60
(7,3 x 59,55 cm - 2.87" x 23.45")

Artec 7.0 black natural lista 7,5x60 **G-89**




Artec 7.0 rodapié 7,5x60
(7,3 x 59,55 cm - 2.87" x 23.45")

Artec 7.0 black natural rodapié 7,5x60 **G-91**

ACCESORIES COMPLEMENTOS	FINISH ACABADO	GROUP GRUPO
Artec 7.0 black natural peldaño	NATURAL	30X120 G-501
Artec 7.0 black natural peldaño ángulo	NATURAL	G-515
Artec 7.0 black natural gradone	NATURAL	G-767
Artec 7.0 black natural gradone ángulo	NATURAL	G-779


RECTIFIED AND WITHOUT BEVEL EDGE FINISH PRODUCT / RECTIFICADO Y NO BISELADO
TILES WITH RANDOM SHADE AND ASPECT VARIATION / PRODUCTO CON ALTA VARIACIÓN CROMÁTICA Y DESTONIFICACIÓN EN COMPOSICIONES



product: Artec 7.0 black natural 60x120



7mm



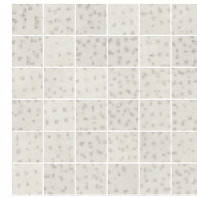
Artec 7.0 serie 60x120
(59,55 x 119,3 cm - 23.45" x 46.97")

Artec 7.0 white natural 60x120 G-1372




Artec 7.0 serie 30x120
(29,67 x 119,3 cm - 11.68" x 46.97")

Artec 7.0 white natural 30x120 G-1450




Artec 7.0 serie mosaico
(29,75 x 29,75 cm - 11.71" x 11.71")

Artec 7.0 white natural mosaico 5x5 G-1688



Artec 7.0 lista 7,5x60
(7,3 x 59,55 cm - 2.87" x 23.45")

Artec 7.0 white natural lista 7,5x60 G-89



Artec 7.0 rodapié 7,5x60
(7,3 x 59,55 cm - 2.87" x 23.45")

Artec 7.0 white natural rodapié 7,5x60 G-91


ACCESORIES COMPLEMENTOS	FINISH ACABADO	GROUP
Artec 7.0 white natural peldaño	NATURAL	G-501
Artec 7.0 white natural peldaño ángulo	NATURAL	G-515
Artec 7.0 white natural gradone	NATURAL	G-767
Artec 7.0 white natural gradone ángulo	NATURAL	G-779



product: Artec 7.0 white natural 60x120, white mosaico 5x5 & black decor 60x120



7mm



Artec 7.0 serie 60x120
(59,55 x 119,3 cm - 23.45" x 46.97")

Artec 7.0 vison natural 60x120 **G-1372**



Artec 7.0 serie 30x120
(29,67 x 119,3 cm - 11.68" x 46.97")

Artec 7.0 vison natural 30x120 **G-1450**




Artec 7.0 lista 7,5x60
(7,3 x 59,55 cm - 2.87" x 23.45")

Artec 7.0 vison natural lista 7,5x60 **G-89**



Artec 7.0 rodapié 7,5x60
(7,3 x 59,55 cm - 2.87" x 23.45")

Artec 7.0 vison natural rodapié 7,5x60 **G-91**



Artec 7.0 serie mosaico
(29,75 x 29,75 cm - 11.71" x 11.71")

Artec 7.0 vison natural mosaico 5x5 **G-1688**

ACCESORIES COMPLEMENTOS	FINISH ACABADO	GROUP
Artec 7.0 vison natural peldaño	NATURAL	30X120 G-501
Artec 7.0 vison natural peldaño ángulo	NATURAL	G-515
Artec 7.0 vison natural gradone	NATURAL	G-767
Artec 7.0 vison natural gradone ángulo	NATURAL	G-779

RECTIFIED AND WITHOUT BEVEL EDGE FINISH PRODUCT / RECTIFICADO Y NO BISELADO
TILES WITH RANDOM SHADE AND ASPECT VARIATION / PRODUCTO CON ALTA VARIACIÓN CROMÁTICA Y DESTONIFICACIÓN EN COMPOSICIONES



product: Artec 7.0 vison natural 60x120 & Artec 7.0 vison natural 30x120



Object 7.0 collection

Object 7.0 90x90
89,46 x 89,46 cm - 35.22" x 35.22"

Object 7.0 45x90
44,63 x 89,46 cm - 17.57" x 35.22"

Object solid 2 cm 50x100
49,75 x 99,55 cm - 19.59" x 39.19"



colour range / gama cromática


- WHITE
- GREY
- BLACK
- BROWN

NATURAL	DIN R10 <small>DIN 51130</small>		PTV > 24 <small>MODERATE SLIP POTENTIAL BS EN 13036-4</small>	CLASE 1 <small>UNE-ENV 12633</small>	
NON-SLIP	DIN R11 <small>DIN 51130</small>	CLASS C <small>DIN 51097</small>	DCOF >0,42 <small>ANSI A 137.1-2012</small>	PTV > 36 <small>LOW SLIP POTENTIAL BS EN 13036-4</small>	CLASE 3 <small>UNE-ENV 12633</small>
SOLID 2 CM	DIN R11 <small>DIN 51130</small>	CLASS C <small>DIN 51097</small>	DCOF >0,42 <small>ANSI A 137.1-2012</small>	PTV > 36 <small>LOW SLIP POTENTIAL BS EN 13036-4</small>	CLASE 3 <small>UNE-ENV 12633</small>

4 COLOURS COLORES	2 SIZES FORMATOS	2 FINISH ACABADO	NATURAL NON-SLIP	 7 mm
2 COLOURS COLORES	1 SIZES FORMATOS	1 FINISH ACABADO	SOLID 2CM	 20 mm

DIN 51130 -Test done in Object grey natural 45x90. Average test result value on March 2017. Consult specific product test result value before supplying.
DIN 51130 -Prueba realizada sobre el producto Object grey natural 45x90. Valor de media a fecha de marzo 2017. Consultar valor de un producto específico antes del suministro.
BS EN 13036-4 -Test done in Object brown natural 45x90 & Object grey non-slip 45x90. Average test result value on February 2017. Consult specific product test result value before supplying.
BS EN 13036-4 -Prueba realizada sobre el producto Object brown natural 45x90 y Object grey non-slip 45x90. Valor de media a fecha de febrero 2017. Consultar valor de un producto específico antes del suministro.
UNE-ENV 12633 -Test done in Object Brown natural 45x90 & Object Grey non-slip 45x90. Average test result value on February 2017. Consult specific product test result value before supplying.
UNE-ENV 12633 -Prueba realizada sobre el producto Object brown natural 45x90 y Object grey non-slip 45x90. Valor de media a fecha de febrero 2017. Consultar valor de un producto específico antes del suministro.

7mm




Object 7.0 serie 90x90
(89,46 x 89,46 cm - 35.22" x 35.22")
Object 7.0 black natural 90x90 G-1282



Object 7.0 serie 45x90
(44,63 x 89,46 cm - 17.57" x 35.22")
Object 7.0 black natural 45x90 G-1186
Object 7.0 black non-slip 45x90 G-1208



Object 7.0 serie rodapié-90
(7,3 x 89,46 cm - 2.87" x 35.22")
Object 7.0 black natural rodapié 7,5x90 G-125



Object 7.0 serie mosaico
(29,75 x 29,75 cm - 11.71" x 11.71")
Object 7.0 black natural mosaico 5x5 G-1688

ACCESORIES COMPLEMENTOS	FINISH ACABADO	GROUP GRUPO	45x90	90x90
Object 7.0 black peldaño	NATURAL		G-303	G-559
Object 7.0 black peldaño ángulo	NATURAL		G-315	G-570
Object 7.0 black gradone	NATURAL		G-603	G-779
Object 7.0 black gradone ángulo	NATURAL		G-623	G-829




7mm




Object 7.0 serie 90x90
(89,46 x 89,46 cm - 35.22" x 35.22")

Object 7.0 grey natural 90x90 G-1282
Object 7.0 grey non-slip 90x90 G-1304



Object 7.0 serie 45x90
(44,63 x 89,46 cm - 17.57" x 35.22")


Object 7.0 grey natural 45x90 G-1186
Object 7.0 grey non-slip 45x90 G-1208



Object 7.0 serie rodapié-90
(7,3 x 89,46 cm - 2.87" x 35.22")


Object 7.0 grey natural rodapié 7,5x90 G-125

SOLID 2cm collection



Object solid 2 cm serie 50x100
(49,75 x 99,55 cm - 19.59" x 39.19")

Object grey solid 2cm 50x100 G-1258




Object 7.0 serie mosaico
(29,75 x 29,75 cm - 11.71" x 11.71")

Object 7.0 grey natural mosaico 5x5 G-1688

ACCESORIES COMPLEMENTOS	FINISH ACABADO	GROUP	45x90	90x90
Object 7.0 grey peldaño	NATURAL		G-303	G-559
Object 7.0 grey peldaño ángulo	NATURAL		G-315	G-570
Object 7.0 grey gradone	NATURAL		G-603	G-779
Object 7.0 grey gradone ángulo	NATURAL		G-623	G-829



7mm



Object 7.0 serie 90x90
(89,46 x 89,46 cm - 35.22" x 35.22")

Object 7.0 white natural 90x90 G-1282



Object 7.0 serie 45x90
(44,63 x 89,46 cm - 17.57" x 35.22")


Object 7.0 white natural 45x90 G-1186
Object 7.0 white non-slip 45x90 G-1208



Object 7.0 serie rodapié-90
(7,3 x 89,46 cm - 2.87" x 35.22")


Object 7.0 white natural rodapié 7,5x90 G-125

SOLID 2cm collection



Object solid 2 cm serie 50x100
(49,75 x 99,55 cm - 19.59" x 39.19")

Object white solid 2cm 50x100 G-1258




Object 7.0 serie mosaico
(29,75 x 29,75 cm - 11.71" x 11.71")

Object 7.0 white natural mosaico 5x5 G-1688

ACCESORIES COMPLEMENTOS	FINISH ACABADO	GROUP GRUPO	45x90	90x90
Object 7.0 white peldaño	NATURAL	G-303	G-559	
Object 7.0 white peldaño ángulo	NATURAL	G-315	G-570	
Object 7.0 white gradone	NATURAL	G-603	G-779	
Object 7.0 white gradone ángulo	NATURAL	G-623	G-829	



7mm



Object 7.0 serie 90x90
(89,46 x 89,46 cm - 35.22" x 35.22")

Object 7.0 brown natural 90x90 **G-1282**




Object 7.0 serie 45x90
(44,63 x 89,46 cm - 17.57" x 35.22")

Object 7.0 brown natural 45x90 **G-1186**
Object 7.0 brown non-slip 45x90 **G-1208**



Object 7.0 serie rodapié-90
(7,3 x 89,46 cm - 2.87" x 35.22")

Object 7.0 brown natural rodapié 7,5x90 **G-125**



Object 7.0 serie mosaico
(29,75 x 29,75 cm - 11.71" x 11.71")

Object 7.0 brown natural mosaico 5x5 **G-1688**




ACCESORIES COMPLEMENTOS		FINISH ACABADO	45x90	90x90
	Object 7.0 brown peldaño	NATURAL	G-303	G-559
	Object 7.0 brown peldaño ángulo	NATURAL	G-315	G-570
	Object 7.0 brown gradone	NATURAL	G-603	G-779
	Object 7.0 brown gradone ángulo	NATURAL	G-623	G-829

OBJECT 7.0 MOSAICO CROSSED


7mm




Object 7.0 serie mosaico
(44,63 x 39,72 cm - 17,57" x 15,63")
Object 7.0 brown natural mosaico crossed G-1780



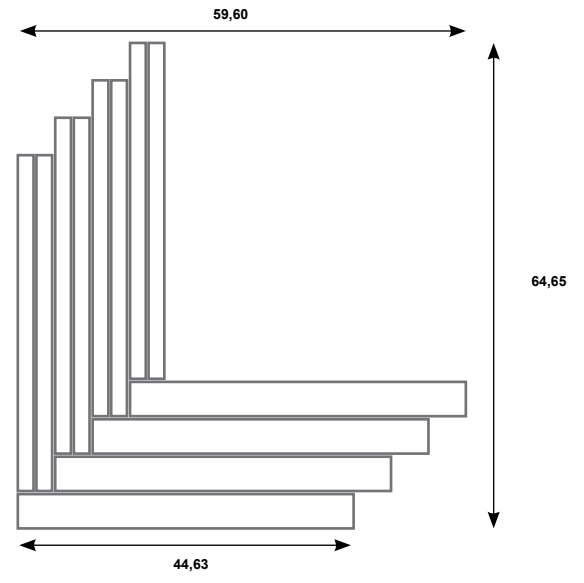
Object 7.0 serie mosaico
(44,63 x 39,72 cm - 17,57" x 15,63")
Object 7.0 grey natural mosaico crossed G-1780




Object 7.0 serie mosaico
(44,63 x 39,72 cm - 17,57" x 15,63")
Object 7.0 white natural mosaico crossed G-1780




Object 7.0 serie mosaico
(44,63 x 39,72 cm - 17,57" x 15,63")
Object 7.0 black natural mosaico crossed G-1780




7mm




Object 7.0 serie mosaico
(44,63 x 44,63 - 17,57" x 17,57")
Object 7.0 black natural mosaico arrow G-1732



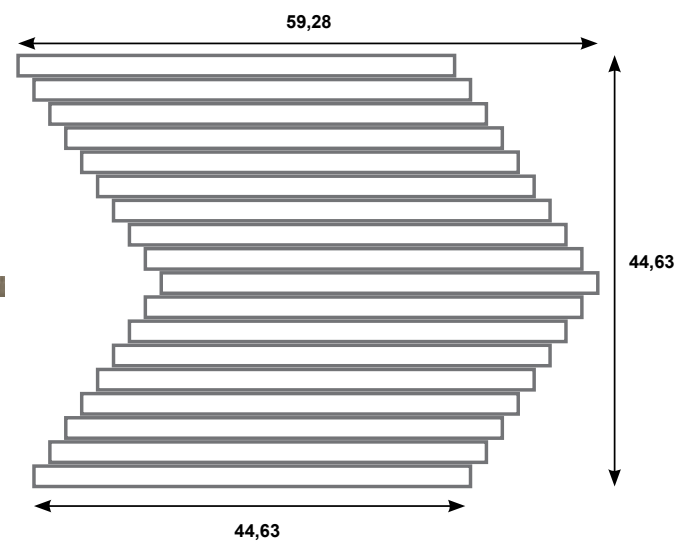
Object 7.0 serie mosaico
(44,63 x 44,63 - 17,57" x 17,57")
Object 7.0 grey natural mosaico arrow G-1732



Object 7.0 serie mosaico
(44,63 x 44,63 - 17,57" x 17,57")
Object 7.0 white natural mosaico arrow G-1732



Object 7.0 serie mosaico
(44,63 x 44,63 - 17,57" x 17,57")
Object 7.0 brown natural mosaico arrow G-1732





Nanofusion 7.0 collection

Nanofusion 7.0 60x120
59,55x119,3 cm - 23.44"x46.97"

Nanofusion 7.0 60x60
59,55x59,55 cm - 23.45" x 23.45"

Nanofusion 7.0 30x120
29,67x119,3 cm - 11.68"x46.97"

Nanofusion 7.0 20x120
19,71x119,3 cm - 7.76" x 46.97"

Nanofusion 7.0 20x60
19,71x59,55 cm - 7.76" x 23.45"



Colour range / gama cromática

WHITE

WOOD



Test done in Nanofusion white natural. Average test result value on September 2016. Consult specific product test result value before supplying.
Prueba realizada sobre el producto Nanofusion white natural. Valor de media a fecha de septiembre de 2016. Consultar valor de un producto específico antes del suministro.



7mm



Nanofusion 7.0 serie 60x120
(59,55 x 119,3 cm - 23.45" x 46.97")

Nanofusion 7.0 white natural 60x120 G-1372




Nanofusion 7.0 serie 30x120
(29,75 x 119,3 cm - 11.71" x 46.97")

Nanofusion 7.0 white natural 30x120 G-1448



Nanofusion 7.0 serie 20x120
(19,71 x 119,3 cm - 7.76" x 46.97")

Nanofusion 7.0 white natural 20x120 G-1466




Nanofusion 7.0 serie 60x60
(59,55 x 59,55 cm - 23.45" x 23.45")

Nanofusion 7.0 white natural 60x60 G-1250



Nanofusion 7.0 serie 20x60
(19,71 x 59,55 cm - 7.76" x 23.45")

Nanofusion 7.0 white natural 20x60 G-1354




Nanofusion 7.0 serie lista 60
(7,30 x 59,55 cm - 2.87" x 23.45")

Nanofusion 7.0 white natural lista 7,5x60 G-87



Nanofusion 7.0 serie rodapié-60
(7,30 x 59,55 cm - 2.87" x 23.45")

Nanofusion 7.0 white natural rodapié 7,5x60 G-93



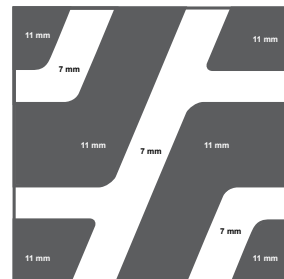
Nanofusion 7.0 serie mosaico
(29,75 x 29,75 cm - 11.71" x 11.71")

Nanofusion 7.0 white natural mosaico 5x5 G-1638



Nanofusion 7.0 serie decor ramp
(59,55 x 59,55 - 23.44" x 23.44")

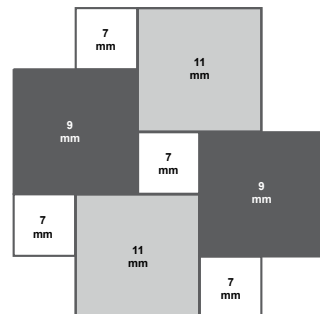
Nanofusion 7.0 white natural decor ramp G-1850




Nanofusion 7.0 serie mosaico
(46,4 x 58 - 18.26" x 22.83")

Nanofusion 7.0 white natural mosaico brick G-1870


ACCESORIES COMPLEMENTOS	FINISH ACABADO	GROUP GRUPO	30x120	60x60
Nanofusion 7.0 white peldaño	NATURAL		G-501	G-281
Nanofusion 7.0 white peldaño ángulo	NATURAL		G-515	G-299
Nanofusion 7.0 white gradone	NATURAL		G-767	G-559
Nanofusion 7.0 white gradone ángulo	NATURAL		G-779	G-609



product: Nanofusion 7.0 white natural 60x120 & white natural mosaico brick



7mm



Nanofusion 7.0 serie 60x120
(59,55 x 119,3 cm - 23.45" x 46.97")

Nanofusion 7.0 wood natural 60x120 G-1372




Nanofusion 7.0 serie 30x120
(29,67 x 119,3 cm - 11.68" x 46.97")

Nanofusion 7.0 wood natural 30x120 G-1448



Nanofusion 7.0 serie 20x120
(19,71 x 119,3 cm - 7.76" x 46.97")

Nanofusion 7.0 wood natural 20x120 G-1466



Nanofusion 7.0 serie 60x60
(59,55 x 59,55 cm - 23.45" x 23.45")

Nanofusion 7.0 wood natural 60x60 G-1250



Nanofusion 7.0 serie 20x60
(19,71 x 59,55 cm - 7.76" x 23.45")

Nanofusion 7.0 wood natural 20x60 G-1354




Nanofusion 7.0 serie lista 60
(7,30 x 59,55 cm - 2.87" x 23.45")

Nanofusion 7.0 wood natural lista 7,5x60 G-87



Nanofusion 7.0 serie rodapié-60
(7,30 x 59,55 cm - 2.87" x 23.45")

Nanofusion 7.0 wood natural rodapié 7,5x60 G-93



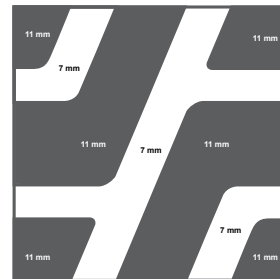
Nanofusion 7.0 serie mosaico
(29,75 x 29,75 cm - 11.71" x 11.71")

Nanofusion 7.0 wood natural mosaico 5x5 G-1638



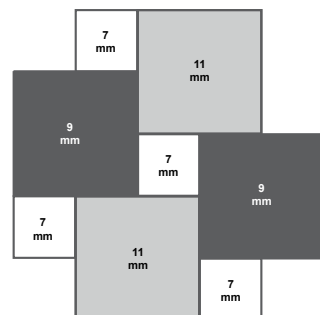
Nanofusion 7.0 serie decor ramp
(59,55 x 59,55 - 23.44" x 23.44")

Nanofusion 7.0 wood natural decor ramp G-1850



Nanofusion 7.0 serie mosaico
(46,4 x 58 - 18.26" x 22.83")

Nanofusion 7.0 wood natural mosaico brick G-1870



ACCESORIES COMPLEMENTOS	FINISH ACABADO	GROUP GRUPO	30x120	60x60
Nanofusion 7.0 wood peldaño	NATURAL		G-501	G-281
Nanofusion 7.0 wood peldaño ángulo	NATURAL		G-515	G-299
Nanofusion 7.0 wood gradone	NATURAL		G-767	G-559
Nanofusion 7.0 wood gradone ángulo	NATURAL		G-779	G-609



Nanoarea 7.0 collection

Nanoarea 7.0 90x90

89,46x89,46 cm - 35.22"x35.22"

Nanoarea 7.0 45x90

44,63x89,46 cm - 17.57"x35.22"

Nanoarea 7.0 22,5x90

22,21x89,46 cm - 8.74"x35.22"



Colour range / gama cromática

BROWN

TAUPE

WHITE

BLACK

BAGNATO RETICOLATO	DIN R10	DCOF >0,42	PTV > 24 MODERATE SLIP POTENTIAL	CLASE 1
	DIN 51130	ANSI A 137.1-2012	BS 7976-2	UNE-ENV 12633

DIN 51130 - Test done in Nanoarea 7.0 taupe bagnato 45x90. Average test result value on March 2016. Consult specific product test result value before supplying.

DIN 51130 - Prueba realizada sobre el producto Nanoarea 7.0 taupe bagnato 45x90. Valor de media a fecha de marzo de 2016. Consultar valor de un producto específico antes del suministro.

ANSI A137.1 S-9.6.1 - Test done in Nanoarea 7.0 taupe bagnato 45x90. Average test result value on March 2016. Consult specific product test result value before supplying.

ANSI A137.1 S-9.6.1 - Prueba realizada sobre el producto Nanoarea 7.0 taupe bagnato 45x90. Valor de media a fecha de marzo de 2016. Consultar valor de un producto específico antes del suministro.

UNE-ENV 12633 - Test done in Nanoarea 7.0 taupe bagnato 45x90. Average test result value on March 2016. Consult specific product test result value before supplying.

UNE-ENV 12633 - Prueba realizada sobre el producto Nanoarea 7.0 taupe bagnato 45x90. Valor de media a fecha de marzo de 2016. Consultar valor de un producto específico antes del suministro.

BS EN 7976-2 - Test done in Nanoarea 7.0 white bagnato. Average test result value on February 2017. Consult specific product test result value before supplying.



BS EN 7976-2 - Prueba realizada sobre el producto Nanoarea 7.0 white bagnato. Valor de media a fecha de Febrero de 2017. Consultar valor de un producto específico antes del suministro.

4 COLOURS COLORES	3 SIZES FORMATOS	2 FINISH ACABADO	BAGNATO RETICOLATO	 7 mm
--------------------------------	-------------------------------	-------------------------------	-----------------------	----------


7mm



7mm



Nanoarea 7.0 serie 90x90
(89,46 x 89,46 cm - 35.22" x 35.22")
Nanoarea 7.0 brown bagnato 90x90 G-1372



Nanoarea 7.0 serie 45x90
(44,63 x 89,46 cm - 17.57" x 35.22")
Nanoarea 7.0 brown bagnato 45x90 G-1250
Nanoarea 7.0 brown reticolato 45x90 G-1250



Nanoarea 7.0 serie 22,5x90
(22,21 x 89,46 cm - 8.75" x 35.22")
Nanoarea 7.0 brown bagnato 22,5x90 G-1342



Nanoarea 7.0 serie rodapié-90
(7,30 x 89,46 cm - 2.87" x 35.22")
Nanoarea 7.0 brown bagnato rodapié 7,5x90 G-125



Nanoarea 7.0 serie mosaico
(29,75 x 29,75 cm - 11.71" x 11.71")
Nanoarea 7.0 brown bagnato mosaico 5x5 G-1638

ACCESORIES COMPLEMENTOS	FINISH ACABADO	45x90	90x90
Nanoarea 7.0 brown peldaño	BAGNATO	G-303	G-559
Nanoarea 7.0 brown peldaño ángulo	BAGNATO	G-315	G-570
Nanoarea 7.0 brown gradone	BAGNATO	G-603	G-779
Nanoarea 7.0 brown gradone ángulo	BAGNATO	G-623	G-829





product: Nanoarea 7.0 brown bagnato 90x90

7mm



7mm



Nanoarea 7.0 serie 90x90
(89,46 x 89,46 cm - 35.22" x 35.22")
Nanoarea 7.0 taupe bagnato 90x90 G-1372



Nanoarea 7.0 serie 45x90
(44,63 x 89,46 cm - 17.57" x 35.22")
Nanoarea 7.0 taupe bagnato 45x90 G-1250
Nanoarea 7.0 taupe reticolato 45x90 G-1250



Nanoarea 7.0 serie 22,5x90
(22,21 x 89,46 cm - 8.75" x 35.22")
Nanoarea 7.0 taupe bagnato 22,5x90 G-1342



Nanoarea 7.0 serie rodapié-90
(7,30 x 89,46 cm - 2.87" x 35.22")
Nanoarea 7.0 taupe bagnato rodapié 7,5x90 G-125



Nanoarea 7.0 serie mosaico
(29,75 x 29,75 cm - 11.71" x 11.71")
Nanoarea 7.0 taupe bagnato mosaico 5x5 G-1638

ACCESORIES COMPLEMENTOS	FINISH ACABADO	45x90	90x90
Nanoarea 7.0 taupe peldaño	BAGNATO	G-303	G-559
Nanoarea 7.0 taupe peldaño ángulo	BAGNATO	G-315	G-570
Nanoarea 7.0 taupe gradone	BAGNATO	G-603	G-779
Nanoarea 7.0 taupe gradone ángulo	BAGNATO	G-623	G-829

RECTIFIED AND WITHOUT BEVEL EDGE FINISH PRODUCT / RECTIFICADO Y NO BISELADO
LIGHT TO MODERATE SHADE VARIATION WITHIN EACH CARTON / PRODUCTO CON LIGERA VARIACIÓN CROMÁTICA Y DESTONIFICACIÓN EN COMPOSICIONES





product: Nanoarea 7.0 taupe reticolato 45x90, Nanoarea 7.0 taupe bagnato 45x90

7mm



7mm




Nanoarea 7.0 serie 90x90
(89,46 x 89,46 cm - 35.22" x 35.22")
Nanoarea 7.0 white bagnato 90x90 G-1372



Nanoarea 7.0 serie 45x90
(44,63 x 89,46 cm - 17.57" x 35.22")
Nanoarea 7.0 white bagnato 45x90 G-1250
Nanoarea 7.0 white reticolato 45x90 G-1250



Nanoarea 7.0 serie 22,5x90
(22,21 x 89,46 cm - 8.75" x 35.22")
Nanoarea 7.0 white bagnato 22,5x90 G-1342



Nanoarea 7.0 serie rodapié-90
(7,30 x 89,46 cm - 2.87" x 35.22")
Nanoarea 7.0 white bagnato rodapié 7,5x90 G-125



Nanoarea 7.0 serie mosaico
(29,75 x 29,75 cm - 11.71" x 11.71")
Nanoarea 7.0 white bagnato mosaico 5x5 G-1638


ACCESORIES COMPLEMENTOS	FINISH ACABADO	45x90	90x90
Nanoarea 7.0 white peldaño	BAGNATO	G-303	G-559
Nanoarea 7.0 white peldaño ángulo	BAGNATO	G-315	G-570
Nanoarea 7.0 white gradone	BAGNATO	G-603	G-779
Nanoarea 7.0 white gradone ángulo	BAGNATO	G-623	G-829



7mm




7mm



Nanoarea 7.0 serie 90x90
(89,46 x 89,46 cm - 35.22" x 35.22")
Nanoarea 7.0 black bagnato 90x90 G-1372



Nanoarea 7.0 serie 45x90
(44,63 x 89,46 cm - 17.57" x 35.22")
Nanoarea 7.0 black bagnato 45x90 G-1250
Nanoarea 7.0 black reticolato 45x90 G-1250



Nanoarea 7.0 serie 22,5x90
(22,21 x 89,46 cm - 8.75" x 35.22")
Nanoarea 7.0 black bagnato 22,5x90 G-1342



Nanoarea 7.0 serie rodapié-90
(7,30 x 89,46 cm - 2.87" x 35.22")
Nanoarea 7.0 black bagnato rodapié 7,5x90 G-125



Nanoarea 7.0 serie mosaico
(29,75 x 29,75 cm - 11.71" x 11.71")
Nanoarea 7.0 black bagnato mosaico 5x5 G-1638

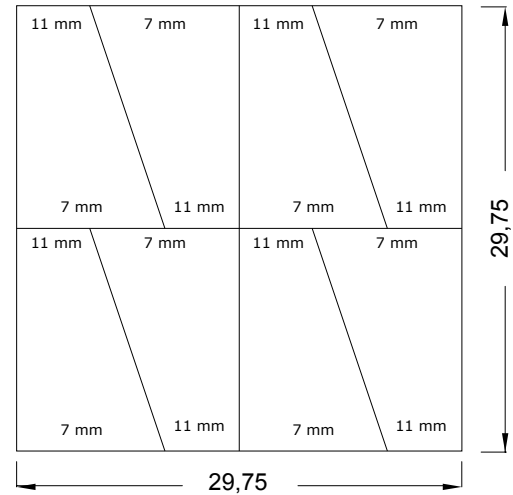
ACCESORIES COMPLEMENTOS	FINISH ACABADO	GROUP	45x90	90x90
Nanoarea 7.0 black peldaño	BAGNATO		G-303	G-559
Nanoarea 7.0 black peldaño ángulo	BAGNATO		G-315	G-570
Nanoarea 7.0 black gradone	BAGNATO		G-603	G-779
Nanoarea 7.0 black gradone ángulo	BAGNATO		G-623	G-829

RECTIFIED AND WITHOUT BEVEL EDGE FINISH PRODUCT / RECTIFICADO Y NO BISELADO
LIGHT TO MODERATE SHADE VARIATION WITHIN EACH CARTON / PRODUCTO CON LIGERA VARIACIÓN CROMÁTICA Y DESTONIFICACIÓN EN COMPOSICIONES



product: Nanoarea 7.0 black reticolato 45x90

7mm



Nanoarea 7.0 serie mosaico brick
(29,75 x 29,75 cm - 11.71" x 11.71")

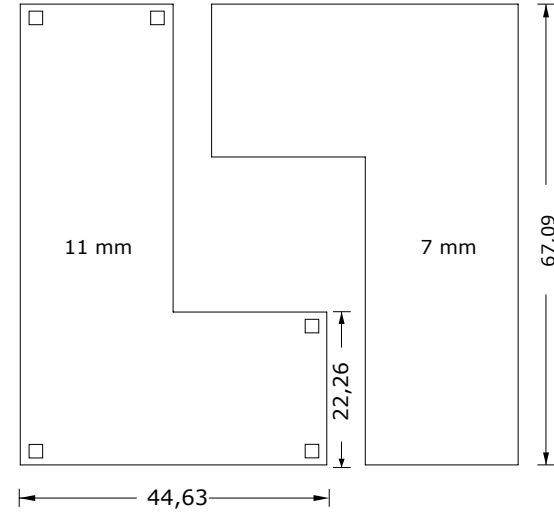


- Nanoarea 7.0 brown bagnato mosaico brick
- Nanoarea 7.0 taupe bagnato mosaico brick
- Nanoarea 7.0 white bagnato mosaico brick
- Nanoarea 7.0 black bagnato mosaico brick

- G-1850
- G-1850
- G-1850
- G-1850



product: Nanoarea 7.0 brown bagnato mosaico brick, Nanoarea 7.0 brown bagnato 45x90, Nanoarea 7.0 brown bagnato mosaico 5x5

7mm



Nanoarea 7.0 serie mosaico decor ramp
(22,21 x 89,46 cm - 8.74" x 35.22")

- Nanoarea 7.0 brown bagnato tetrís G-1708
- Nanoarea 7.0 taupe bagnato tetrís G-1708
- Nanoarea 7.0 white bagnato tetrís G-1708
- Nanoarea 7.0 black bagnato tetrís G-1708



product: Nanoarea 7.0 black / white / taupe bagnato tetrís, Nanoarea 7.0 black bagnato 90x90



Forma & Nanoforma collection

Forma 60x120
59,55x119,3 cm - 23.45"x46.97"

Forma 30x120
29,67x119,3 cm - 11.68"x46.97"

Forma 60x60
59,55x59,55 cm - 23.45"x23.45"

Forma 20x60
19,71x59,55 cm - 7.76"x23.45"

Nanoforma 30x90
29,75x89,46 cm - 11.71"x35.22"



Colour range / gama cromática


- TAUPE GOLD
- MARFIL SILVER
- WHITE
- GREY

PATINATO STUCCATO	DIN R10	CLASE 1	PTV > 24 <small>MODERATE SLIP POTENTIAL</small>
<small>DIN 51130</small>		<small>UNE-ENV 12633</small>	<small>BS EN 13036-4</small>

Test done in Forma marfil stuccato 60x60. Average test result value on March 2015. Consult specific product test result value before supplying.
Prueba realizada sobre el producto Forma marfil stuccato 60x60. Valor de media a fecha de marzo de 2015. Consultar valor de un producto específico antes del suministro.

FORMA	4 COLOURS COLORES	4 SIZES FORMATOS	2 FINISH ACABADO	STUCCATO PATINATO	11 mm
NANOFORMA	6 COLOURS COLORES	1 SIZES FORMATOS	2 FINISH ACABADO	NATURAL ILLUSION	5 mm

11mm



Forma serie 60x120
(59,55 x 119,3 cm - 23.45" x 46.97") **11mm**

Forma taupe patinado 60x120 G-1434
Forma taupe stuccato 60x120 G-1456



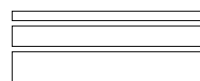
Forma serie 30x120
(29,67 x 119,3 cm - 11.68" x 46.97") **11 mm**

Forma taupe patinado 30x120 G-1482
Forma taupe stuccato 30x120 G-1496



Nanoforma serie 30x90
(29,75 x 89,46 cm - 11.71" x 35.22") **5mm**

Nanoforma taupe natural 30x90 G-1224
Nanoforma taupe illusion 30x90 G-1246



Nanoforma listas mix **5mm**
(14,75 x 89,46 cm - 5.87" x 35.22")
(9,72 x 89,46 cm - 3.83" x 35.22")
(4,84 x 89,46 cm - 1.90" x 35.22")

Nanoforma taupe natural 15x90/10x90/5x90 G-1346



Forma serie 60x60
(59,55 x 59,55 cm - 23.45" x 23.45") **11mm**

Forma taupe patinado 60x60 G-1218
Forma taupe stuccato 60x60 G-1250



Forma serie 20x60
(19,71 x 59,55 cm - 7.76" x 23.45") **11mm**

Forma taupe patinado 20x60 G-1314
Forma taupe stuccato 20x60 G-1346




Forma rodapié 7,5x60 **11mm**
(7,3 x 59,55 cm - 2.87" x 23.45")

Forma taupe patinado rodapié 7,5x60 G-93
Forma taupe stuccato rodapié 7,5x60 G-95



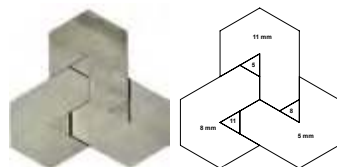
Forma serie mosaico
(29,75 x 29,75 cm - 11.71" x 11.71") **11mm**

Forma taupe stuccato mosaico 5x5 G-1638



Nanoforma serie mosaico
(29,75 x 29,75 cm - 11.71" x 11.71") **5mm**

Nanoforma taupe natural mosaico 2,5x2,5 G-1708



Nanoforma serie mosaico
(33,47 x 38,65 cm - 13.17" x 15.21") **5mm**

Nanoforma taupe natural mosaico brick G-1942

ACCESORIES COMPLEMENTOS	FINISH ACABADO	GROUP GRUPO	30X120		60X60			
			STUCCATO	G-501	G-235	PATINATO	G-501	G-235
Forma taupe peldaño			STUCCATO	G-501	G-235	PATINATO	G-501	G-235
Forma taupe peldaño ángulo			STUCCATO	G-515	G-251	PATINATO	G-515	G-251
Forma taupe gradone			STUCCATO	G-767	G-543	PATINATO	G-767	G-543
Forma taupe gradone ángulo			STUCCATO	G-779	G-603	PATINATO	G-779	G-603





11mm



Forma serie 60x120 11mm
(59,55 x 119,3 cm - 23.45" x 46.97")

Forma marfil patinato 60x120 G-1434
Forma marfil stuccato 60x120 G-1456




Forma serie 30x120 11 mm
(29,67 x 119,3 cm - 11.68" x 46.97")

Forma marfil patinato 30x120 G-1482
Forma marfil stuccato 30x120 G-1496




Nanoforma serie 30x90 5mm
(29,75 x 89,46 cm - 11.71" x 35.22")

Nanoforma marfil natural 30x90 G-1224
Nanoforma marfil illusion 30x90 G-1246



Nanoforma listas mix 5mm
(14,75 x 89,46 cm - 5.87" x 35.22")
(9,72 x 89,46 cm - 3.83" x 35.22")
(4,84 x 89,46 cm - 1.90" x 35.22")

Nanoforma marfil natural 15x90/10x90/5x90 G-1346



Forma serie 60x60 11mm
(59,55 x 59,55 cm - 23.45" x 23.45")

Forma marfil patinato 60x60 G-1218
Forma marfil stuccato 60x60 G-1250



Forma serie 20x60 11mm
(19,71 x 59,55 cm - 7.76" x 23.45")

Forma marfil patinato 20x60 G-1314
Forma marfil stuccato 20x60 G-1346




Forma rodapié 7,5x60 11mm
(7,3 x 59,55 cm - 2.87" x 23.45")

Forma marfil patinato rodapié 7,5x60 G-93
Forma marfil stuccato rodapié 7,5x60 G-95



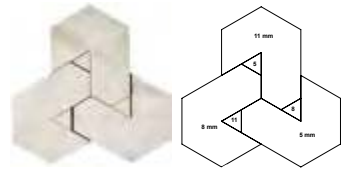
Forma serie mosaico 11mm
(29,75 x 29,75 cm - 11.71" x 11.71")

Forma marfil stuccato mosaico 5x5 G-1638



Nanoforma serie mosaico 5mm
(29,75 x 29,75 cm - 11.71" x 11.71")

Nanoforma marfil natural mosaico 2,5x2,5 G-1708



Nanoforma serie mosaico 5mm
(33,47 x 38,66 cm - 13.17" x 15.21")

Nanoforma marfil natural mosaico brick G-1942

ACCESORIES COMPLEMENTOS	FINISH ACABADO	GROUP GRUPO	30X120		60X60			
			STUCCATO	G-501	G-235	PATINATO	G-501	G-235
Forma marfil peldaño			STUCCATO	G-501	G-235	PATINATO	G-501	G-235
Forma marfil peldaño ángulo			STUCCATO	G-515	G-251	PATINATO	G-515	G-251
Forma marfil gradone			STUCCATO	G-767	G-543	PATINATO	G-767	G-543
Forma marfil gradone ángulo			STUCCATO	G-779	G-603	PATINATO	G-779	G-603



product: Forma taupe / marfil / grey patinato 20x60 - Nanoforma marfil natural mosaico 2,5x2,5

11mm



Forma serie 60x120 **11mm**
(59,55 x 119,3 cm - 23.45" x 46.97")

Forma white patinato 60x120 G-1434
Forma white stuccato 60x120 G-1456



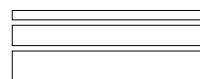
Forma serie 30x120 **11 mm**
(29,67 x 119,3 cm - 11.68" x 46.97")

Forma white patinato 30x120 G-1482
Forma white stuccato 30x120 G-1496



Nanoforma serie 30x90 **5mm**
(29,75 x 89,46 cm - 11.71" x 35.22")

Nanoforma white natural 30x90 G-1224
Nanoforma white illusion 30x90 G-1246



Nanoforma listas mix **5mm**
(14,75 x 89,46 cm - 5.87" x 35.22")
(9,72 x 89,46 cm - 3.83" x 35.22")
(4,84 x 89,46 cm - 1.90" x 35.22")

Nanoforma white natural 15x90/10x90/5x90 G-1346



Forma serie 60x60 **11mm**
(59,55 x 59,55 cm - 23.45" x 23.45")

Forma white patinato 60x60 G-1218
Forma white stuccato 60x60 G-1250




Forma serie 20x60 **11mm**
(19,71 x 59,55 cm - 7.76" x 23.45")

Forma white patinato 20x60 G-1314
Forma white stuccato 20x60 G-1346




Forma rodapié 7,5x60 **11mm**
(7,3 x 59,55 cm - 2.87" x 23.45")

Forma white patinato rodapié 7,5x60 G-93
Forma white stuccato rodapié 7,5x60 G-95



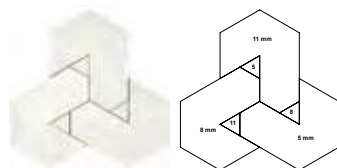
Forma serie mosaico **11mm**
(29,75 x 29,75 cm - 11.71" x 11.71")

Forma white stuccato mosaico 5x5 G-1638



Nanoforma serie mosaico **5mm**
(29,75 x 29,75 cm - 11.71" x 11.71")

Nanoforma white natural mosaico 2,5x2,5 G-1708



Nanoforma serie mosaico **5mm**
(33,47 x 38,66 cm - 13.17" x 15.21")

Nanoforma white natural mosaico brick G-1942

ACCESORIES COMPLEMENTOS		FINISH ACABADO		GROUP GRUPO	
		30X120	60X60		
	Forma white peldaño	STUCCATO	G-501	G-235	
		PATINATO	G-501	G-235	
	Forma white peldaño ángulo	STUCCATO	G-515	G-251	
		PATINATO	G-515	G-251	
	Forma white gradone	STUCCATO	G-767	G-543	
		PATINATO	G-767	G-543	
	Forma white gradone ángulo	STUCCATO	G-779	G-603	
		PATINATO	G-779	G-603	



product: Forma grey / white patinato 20x60



11mm



Forma serie 60x120 11mm
(59,55 x 119,3 cm - 23.45" x 46.97")

Forma grey patinato 60x120 G-1434
Forma grey stuccato 60x120 G-1456




Forma serie 30x120 11 mm
(29,67 x 119,3 cm - 11.68" x 46.97")

Forma grey patinato 30x120 G-1482
Forma grey stuccato 30x120 G-1496



Nanoforma serie 30x90 5mm
(29,75 x 89,46 cm - 11.71" x 35.22")

Nanoforma grey natural 30x90 G-1224
Nanoforma grey illusion 30x90 G-1246



Nanoforma listas mix 5mm
(14,75 x 89,46 cm - 5.87" x 35.22")
(9,72 x 89,46 cm - 3.83" x 35.22")
(4,84 x 89,46 cm - 1.90" x 35.22")

Nanoforma grey natural 15x90/10x90/5x90 G-1346



Forma serie 60x60 11mm
(59,55 x 59,55 cm - 23.45" x 23.45")

Forma grey patinato 60x60 G-1218
Forma grey stuccato 60x60 G-1250



Forma serie 20x60 11mm
(19,71 x 59,55 cm - 7.76" x 23.45")

Forma grey patinato 20x60 G-1314
Forma grey stuccato 20x60 G-1346




Forma rodapié 7,5x60 11mm
(7,3 x 59,55 cm - 2.87" x 23.45")

Forma grey patinato rodapié 7,5x60 G-93
Forma grey stuccato rodapié 7,5x60 G-95



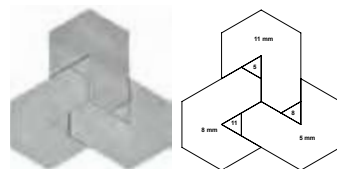
Forma serie mosaico 11mm
(29,75 x 29,75 cm - 11.71" x 11.71")

Forma grey stuccato mosaico 5x5 G-1638



Nanoforma serie mosaico 5mm
(29,75 x 29,75 cm - 11.71" x 11.71")

Nanoforma grey natural mosaico 2,5x2,5 G-1708



Nanoforma serie mosaico 5mm
(33,47 x 38,65 cm - 13.17" x 15.21")

Nanoforma grey natural mosaico brick G-1942

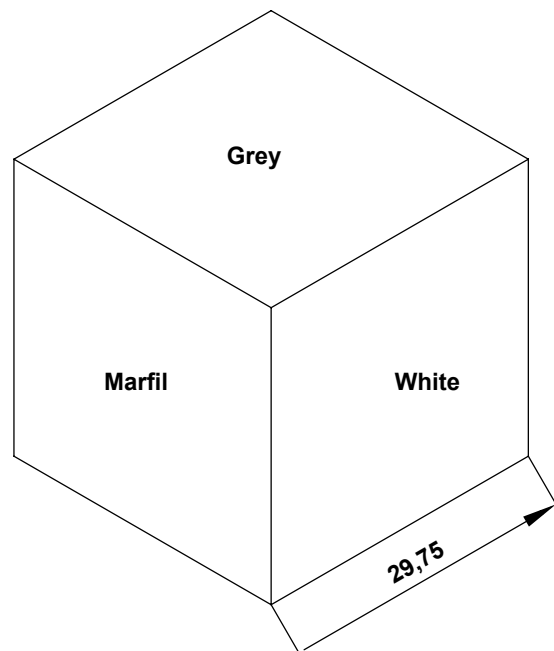

NATURAL

ACCESORIES COMPLEMENTOS		FINISH ACABADO	30X120	60X60
	Forma white peldaño		STUCCATO G-501	G-235
			PATINATO G-501	G-235
	Forma white peldaño ángulo		STUCCATO G-515	G-251
			PATINATO G-515	G-251
	Forma white gradone		STUCCATO G-767	G-543
			PATINATO G-767	G-543
	Forma white gradone ángulo		STUCCATO G-779	G-603
			PATINATO G-779	G-603

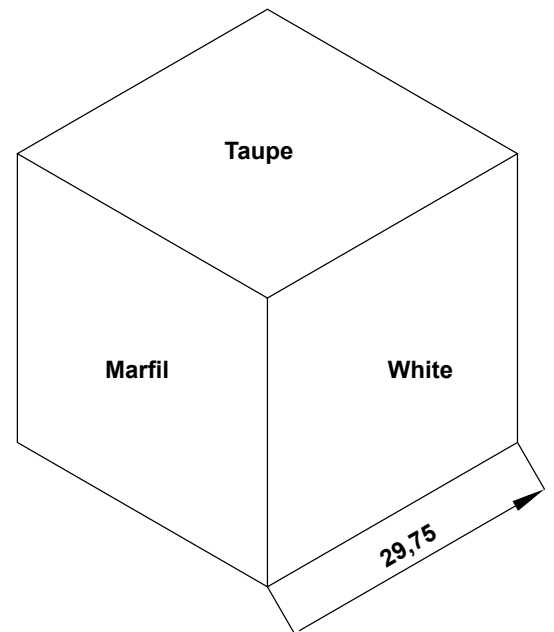


product: Forma grey patinato 60x120 & Nanoforma grey natural mosaico brick

11mm



Forma serie mosaico
(44,6 x 51,50 cm - 17.56" x 20.27")
Forma taupe patinato hexagono decor G-1708



Forma serie mosaico
(44,6 x 51,50 cm - 17.56" x 20.27")
Forma grey patinato hexagono decor G-1708



product: Forma taupe patinato hexagono decor



Regeneration & Nanoregeneration collection

Regeneration 90x90
89,46x89,46 cm - 35.22"x35.22"

Regeneration 45x90
44,63x89,46 cm - 17.57"x35.22"

Regeneration 30x90
29,69x89,46 cm - 11.68"x35.22"

Regeneration 30x60
29,75x59,55 cm - 11.71"x23.45"

Nanoregeneration 30x90
29,75 x 89,46 cm - 11.71" x 35.22"



Colour range / gama cromática

- WHITE GOLD
- GREY SILVER
- BLACK

NATURAL	DIN R10 <small>DIN 51130</small>	DCOF >0,42 <small>ANSI A 137.1-2012</small>	CLASE 1 <small>UNE-ENV 12633</small>
---------	-----------------------------------------------	-------------------------------------------------------------	---------------------------------------------------

LAPPATO	DIN R10 <small>DIN 51130</small>	DCOF >0,42 <small>ANSI A 137.1-2012</small>	CLASE 2 <small>UNE-ENV 12633</small>
---------	-----------------------------------------------	-------------------------------------------------------------	---------------------------------------------------

REGENERATION	3 COLOURS COLORES	4 SIZES FORMATOS	2 FINISH ACABADO	NATURAL LAPPATO	 11 mm
--------------	--------------------------------	-------------------------------	-------------------------------	--------------------	-----------

NANOREGENERATION	5 COLOURS COLORES	1 SIZES FORMATOS	2 FINISH ACABADO	NATURAL OVAL	 5 mm
------------------	--------------------------------	-------------------------------	-------------------------------	-----------------	----------


Test done in regeneration white lappato 90x90. Average test result value on November 2013. Consult specific product test result value before supplying. Prueba realizada sobre el producto regeneration white lappato 90x90. Valor de media a fecha Noviembre de 2013. Consultar valor de un producto específico antes del suministro.

Test done in regeneration grey natural 90x90. Average test result value on November 2013. Consult specific product test result value before supplying. Prueba realizada sobre el producto regeneration white natural 90x90. Valor de media a fecha Noviembre de 2013. Consultar valor de un producto específico antes del suministro.

REGENERATION & NANOREGENERATION WHITE

11mm

5mm



Regeneration serie 90x90 11mm
(89,46 x 89,46 cm - 35.22" x 35.22")

Regeneration white natural 90x90 G-1492
Regeneration white lappato 90x90 G-1506

Regeneration serie 45x90 11mm
(44,63 x 89,46 cm - 17.57" x 35.22")

Regeneration white natural 45x90 G-1284
Regeneration white lappato 45x90 G-1318

Regeneration serie 30x90 11mm
(29,69 x 89,46 cm - 11.68" x 35.22")

Regeneration white natural 30x90 G-1322
Regeneration white lappato 30x90 G-1362

Nanoregeneration serie 30x90 5mm
(29,75 x 89,46 cm - 11.71" x 35.22")

Nanoregeneration white natural 30x90 G-1224
Nanoregeneration white oval 30x90 G-1246

Regeneration serie 30x60 11mm
(29,75 x 59,55 cm - 11.71" x 23.45")

Regeneration white natural 30x60 G-1218
Regeneration white lappato 30x60 G-1250


Regeneration rodapie 7,5x90 11mm
(7,3 x 89,46 cm - 2.87" x 35.22")

Regeneration white natural rodapie 7,5x90 G-123

Regeneration rodapie 7,5x60 11mm
(7,3 x 59,55 cm - 2.87" x 23.45")

Regeneration white natural rodapie 7,5x60 G-93

SOLID 2cm collection




Regeneration solid 2 cm serie 50x100
(49,75 x 99,55 cm - 19.59" x 39.19")

Regeneration white solid 2cm 50x100 G-1258

Nanoregeneration serie mosaico 5mm
(29,75 x 29,75cm - 11.71" x 11.71")

Nanoregeneration white natural mosaico 2,5x2,5 G-1688



NATURAL

OVAL

ACCESORIES COMPLEMENTOS	FINISH ACABADO	GROUP GRUPO			
		90X90	45X90	30X90	30X60
	NATURAL	G-585	G-303	G-303	G-171
	LAPPATO	G-585	G-315	G-315	G-171
	NATURAL	G-609	G-315	G-315	G-187
	LAPPATO	G-609	G-323	G-323	G-187
	NATURAL	G-779	G-603	G-603	G-499
	LAPPATO	G-779	G-603	G-603	G-499
	NATURAL	G-829	G-623	G-623	G-559
	LAPPATO	G-829	G-623	G-623	G-559

RECTIFIED AND WITHOUT BEVEL EDGE FINISH PRODUCT / RECTIFICADO Y NO BISELADO
TILES WITH RANDOM SHADE AND ASPECT VARIATION / PRODUCTO CON ALTA VARIACIÓN CROMÁTICA Y DESTONIFICACIÓN EN COMPOSICIONES





product: Nanoregeneration white natural 30x90 & Nanoregeneration white oval 30x90



11mm

5mm



Regeneration serie 90x90 11mm
(89,46 x 89,46 cm - 35.22" x 35.22")

Regeneration grey natural 90x90 G-1492
Regeneration grey lappato 90x90 G-1506

Regeneration serie 45x90 11mm
(44,63 x 89,46 cm - 17.57" x 35.22")

Regeneration grey natural 45x90 G-1284
Regeneration grey lappato 45x90 G-1318

Regeneration serie 30x90 11mm
(29,69 x 89,46 cm - 11.71" x 35.22")

Regeneration grey natural 30x90 G-1322
Regeneration grey lappato 30x90 G-1362

Nanoregeneration serie 30x90 5mm
(29,75 x 89,46 cm - 11.71" x 35.22")

Nanoregeneration grey natural 30x90 G-1224
Nanoregeneration grey oval 30x90 G-1246

Regeneration serie 30x60 11mm
(29,75 x 59,55 cm - 11.71" x 23.45")

Regeneration grey natural 30x60 G-1218
Regeneration grey lappato 30x60 G-1250


Regeneration rodapie 7,5x90 11mm
(7,3 x 89,46 cm - 2.87" x 35.22")

Regeneration grey natural rodapié 7,5x90 G-123

Regeneration rodapie 7,5x60 11mm
(7,3 x 59,55 cm - 2.87" x 23.45")

Regeneration grey natural rodapié 7,5x60 G-93

SOLID 2cm collection




Regeneration solid 2 cm serie 50x100
(49,75 x 99,55 cm - 19.59" x 39.19")

Regeneration grey solid 2cm 50x100 G-1258

Nanoregeneration serie mosaico 5mm
(29,75 x 29,75cm - 11.71" x 11.71")

Nanoregeneration grey natural mosaico 2,5x2,5 G-1688



NATURAL

OVAL



ACCESORIES COMPLEMENTOS	FINISH ACABADO	GROUP GRUPO	90X90				45X90				30X90				30X60			
			NATURAL		LAPPATO		NATURAL		LAPPATO		NATURAL		LAPPATO		NATURAL		LAPPATO	
Regeneration grey peldaño			NATURAL		LAPPATO		NATURAL		LAPPATO		NATURAL		LAPPATO		NATURAL		LAPPATO	
			G-585	G-303	G-303	G-315	G-303	G-315	G-303	G-315	G-303	G-315	G-303	G-315	G-303	G-315		
Regeneration grey peldaño ángulo			NATURAL		LAPPATO		NATURAL		LAPPATO		NATURAL		LAPPATO		NATURAL		LAPPATO	
			G-609	G-315	G-315	G-323	G-315	G-323	G-315	G-323	G-315	G-323	G-315	G-323	G-315	G-323		
Regeneration grey gradone			NATURAL		LAPPATO		NATURAL		LAPPATO		NATURAL		LAPPATO		NATURAL		LAPPATO	
			G-779	G-603	G-603	G-623	G-603	G-623	G-603	G-623	G-603	G-623	G-603	G-623	G-603	G-623		
Regeneration grey gradone ángulo			NATURAL		LAPPATO		NATURAL		LAPPATO		NATURAL		LAPPATO		NATURAL		LAPPATO	
			G-829	G-623	G-623	G-633	G-623	G-633	G-623	G-633	G-623	G-633	G-623	G-633	G-623	G-633		





11mm

5mm



Regeneration serie 90x90 11mm
(89,46 x 89,46 cm - 35.22" x 35.22")

Regeneration grey natural 90x90 G-1492
Regeneration grey lappato 90x90 G-1506

Regeneration serie 45x90 11mm
(44,63 x 89,46 cm - 17.57" x 35.22")

Regeneration grey natural 45x90 G-1284
Regeneration grey lappato 45x90 G-1318

Regeneration serie 30x90 11mm
(29,69 x 89,46 cm - 11.68" x 35.22")

Regeneration grey natural 30x90 G-1322
Regeneration grey lappato 30x90 G-1362

Nanoregeneration serie 30x90 5mm
(29,75 x 89,46 cm - 11.71" x 35.22")

Nanoregeneration grey natural 30x90 G-1224
Nanoregeneration grey oval 30x90 G-1246

Regeneration serie 30x60 11mm
(29,75 x 59,55 cm - 11.71" x 23.45")

Regeneration grey natural 30x60 G-1218
Regeneration grey lappato 30x60 G-1250

Regeneration rodapie 7,5x90 11mm
(7,3 x 89,46 cm - 2.87" x 35.22")

Regeneration grey natural rodapié 7,5x90 G-123

Regeneration rodapie 7,5x60 11mm
(7,3 x 59,55 cm - 2.87" x 23.45")

Regeneration grey natural rodapié 7,5x60 G-93

SOLID 2cm collection



Regeneration solid 2 cm serie 50x100
(49,75 x 99,55 cm - 19.59" x 39.19")

Regeneration black solid 2cm 50x100 G-1258

Nanoregeneration serie mosaico 5mm
(29,75 x 29,75cm - 11.71" x 11.71")

Nanoregeneration grey natural mosaico 2,5x2,5 G-1688


NATURAL

OVAL

ACCESORIES COMPLEMENTOS	FINISH ACABADO	GROUP GRUPO	GROUP			
			90X90	45X90	30X90	30X60
Regeneration black peldaño	NATURAL	G-585	G-303	G-303	G-303	G-171
	LAPPATO		G-315	G-315	G-315	G-171
Regeneration black peldaño ángulo	NATURAL	G-609	G-315	G-315	G-315	G-187
	LAPPATO		G-323	G-323	G-323	G-187
Regeneration black gradone	NATURAL	G-779	G-603	G-603	G-603	G-499
	LAPPATO		G-779	G-603	G-603	G-499
Regeneration black gradone ángulo	NATURAL	G-829	G-623	G-623	G-623	G-559
	LAPPATO		G-829	G-623	G-623	G-559





product: Nanoregeneration black natural 30x90 / Nanoregeneration oval 30x90






REGENERATION

11mm



Regeneration decor moon serie 45x90
 (44,63 x 89,46 cm - 17,57" x 35,22")

Regeneration white natural decor moon 45x90	G-1884
Regeneration grey natural decor moon 45x90	G-1884
Regeneration black natural decor moon 45x90	G-1884

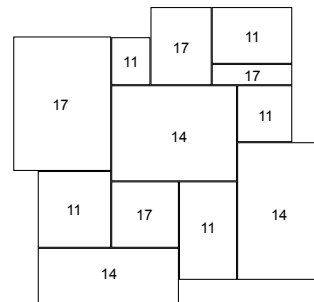


Regeneration circle moon (Ø 25 cm - 9.84")



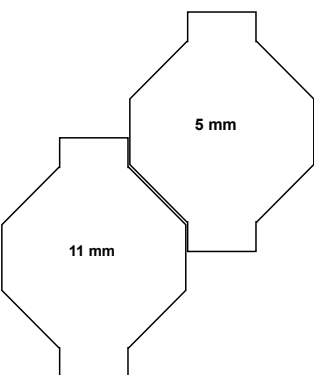
product: Regeneration grey natural decor moon 45x90 / Regeneration grey natural circle moon

11mm



Regeneration mosaico brick
(28,79 x 28,79 cm - 11.33" x 11.33")

Regeneration white natural mosaico brick	G-1942
Regeneration grey natural mosaico brick	G-1942
Regeneration black natural mosaico brick	G-1942



Nanoregeneration serie mosaico brick
(14,26 x 28,75 cm - 5.56" x 11.21")

Nanoregeneration white natural link	G-1780
Nanoregeneration grey natural link	G-1780
Nanoregeneration black natural link	G-1780



Regeneration serie 15x90 Ramp
(14,74 x 89,46 cm - 5.81" x 35.22")

Regeneration white natural lista 15x90 ramp	G-1638
Regeneration grey natural lista 15x90 ramp	G-1638
Regeneration black natural lista 15x90 ramp	G-1638




5mm



Nanoregeneration serie 30x90
(29,75 x 89,46 cm - 11.71" x 35.22")
Nanoregeneration gold oval 30x90 G-1884

5mm



Nanoregeneration serie 30x90
(29,75 x 89,46 cm - 11.71" x 35.22")
Nanoregeneration silver oval 30x90 G-1884



product: Nanoregeneration gold oval 30x90



Evolution & Nanoevolution collection

- Evolution 60x120**
59,55x119,3 cm - 23.45"x46.97"
- Evolution 90x90**
89,46x89,46 cm - 35.22"x35.22"
- Evolution 60x60**
59,55x59,55 cm - 23.45"x23.45"
- Evolution 30x60**
29,75x59,55 cm - 11.71"x23.45"
- Nanoevolution 30x60**
29,75x59,55 cm - 11.71"x23.45"
- Nanoevolution listas mix**
14,75x59,55 cm - 5.87"x23.45"
- 9,72x59,55 cm - 3.83"x23.45"
- 4,87x59,55 cm - 1.90"x23.45"



Colour range / gama cromática

- GREY
- IVORY
- ANTHRACITE
- BEIGE
- BLACK
- VISON
- WHITE
- MOSS
- SILVER

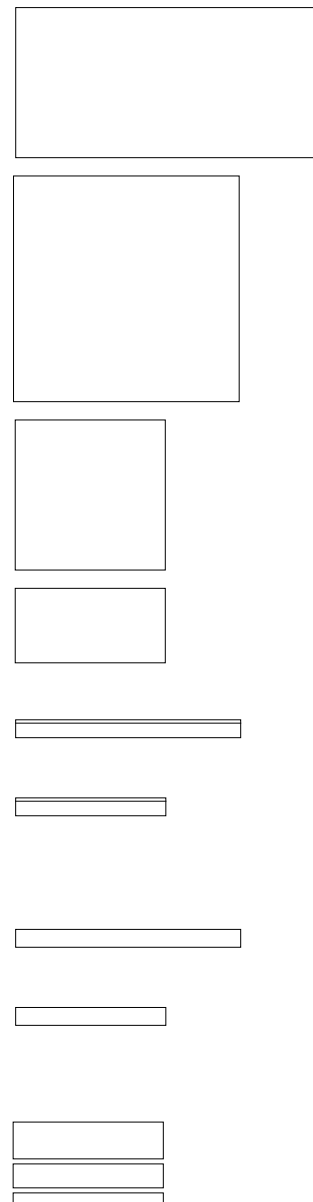
NATURAL	DIN R10 <small>DIN 51130</small>	DCOF >0,42 <small>ANSI A 137.1-2012</small>	CLASE 1 <small>UNE-ENV 12633</small>
STRIATO	DIN R10 <small>DIN 51130</small>	DCOF >0,42 <small>ANSI A 137.1-2012</small>	CLASS B <small>DIN 51097</small>
LAPPATO			CLASE 1 <small>UNE-ENV 12633</small>

EVOLUTION	8 COLOURS COLORES	4 SIZES FORMATOS	3 FINISH ACABADO	STRIATO NATURAL LAPPATO	 11 mm
NANOEVOLUTION	9 COLOURS COLORES	2 SIZES FORMATOS	1 FINISH ACABADO	STRIATO	 5 mm


Test done in evolution white striato 60x60. Average test result value on March 2011. Consult specific product test result value before supplying.
Prueba realizada sobre el producto evolution white striato 60x60. Valor de media a fecha Marzo de 2011. Consultar valor de un producto específico antes del suministro.
Test done in evolution grey striato 60x60. Average test result value on February 2011. Consult specific product test result value before supplying.
Prueba realizada sobre el producto evolution grey striato 60x60. Valor de media a fecha Febrero de 2011. Consultar valor de un producto específico antes del suministro.

11mm

5mm



Evolution serie 60x120 (59,55 x 119,3 cm - 23.45" x 46.97")	11mm
Evolution grey natural 60x120	G-1496
Evolution serie 90x90 (89,46 x 89,46 cm - 35.22" x 35.22")	11mm
Evolution grey natural 90x90	G-1496
Evolution serie 60x60 (59,55 x 59,55 cm - 23.45" x 23.45")	11mm
Evolution grey lappato 60x60	G-1368
Evolution grey striato 60x60	G-1330
Evolution grey natural 60x60	G-1330
Evolution / NANOEVOLUTION serie 30x60 (29,75 x 59,55 cm - 11.71" x 23.45")	11mm / 5mm
Evolution grey lappato 30x60 11mm	G-1298
Evolution grey striato 30x60 11mm	G-1258
NANOEVOLUTION grey striato 30x60 5mm	G-1240
Evolution rodapié 7,5x90 (7,3 x 89,46 cm - 2.87" x 35.22")	11mm
Evolution grey natural rodapié 7,5x90	G-131
Evolution rodapié 7,5x60 (7,3 x 59,55 cm - 2.87" x 23.45")	11mm
Evolution grey natural rodapié 7,5x60	G-99
Evolution grey lappato rodapié 7,5x60	G-97
Evolution grey striato rodapié 7,5x60	G-95
Evolution serie 7,5x90 (7,3 x 89,46 cm - 2.87" x 35.22")	11mm
Evolution grey natural lista 7,5x90	G-115
Evolution lista 7,5x60 (7,3 x 59,55 cm - 2.87" x 29,75")	11mm
Evolution grey natural lista 7,5x60	G-95
Evolution grey lappato lista 7,5x60	G-93
Evolution grey striato lista 7,5x60	G-91
NANOEVOLUTION lista mix 15x60 / 10x60 / 5x60 (14,75 x 59,55 cm - 5.87" x 23.45") (9,72 x 59,55 cm - 3.83" x 23.45") (4,84 x 59,55 cm - 1.90" x 23.45")	5mm
NANOEVOLUTION grey striato listas mix	G-1322



NANOEVOLUTION mosaico 5x5
(29,75 x 29,75 cm - 11.71" x 11.71")

NANOEVOLUTION grey striato mosaico 5x5 **G-1688**



Evolution mosaico brick **11mm**
(29,75 x 28 cm - 11.71" x 11.02")

Evolution grey striato mosaico brick **G-1822**



Evolution mosaico 5x5 **11mm**
(29,75 x 29,75 cm - 11.71" x 11.71")

Evolution grey lappato mosaico 5x5 **G-1688**


ACCESORIES COMPLEMENTOS	FINISH ACABADO	GROUP GRUPO			
		30X120	90X90	60X60	30X60
Evolution grey peldaño	NATURAL LAPPATO STRIATO	G-519 - -	G-570 - -	G-265 G-281 G-265	- G-195 G-171
Evolution grey peldaño ángulo	NATURAL LAPPATO STRIATO	- - -	- - -	G-281 G-299 G-281	- G-211 G-187
Evolution grey gradone	NATURAL LAPPATO STRIATO	G-795 - -	- - -	G-585 G-585 G-585	- G-499 G-499
Evolution grey gradone ángulo	NATURAL LAPPATO STRIATO	- - -	- - -	G-633 G-633 G-633	- G-559 G-559



EVOLUTION & NANOEVOLUTION ANTHRACITE

11mm

5mm



Evolution serie 60x120 (59,55 x 119,3 cm - 23.45" x 46.97")	11mm
Evolution anthracite natural 60x120	G-1496
Evolution serie 60x60 (59,55 x 59,55 cm - 23.45" x 23.45")	11mm
Evolution anthracite lappato 60x60	G-1368
Evolution anthracite striato 60x60	G-1330
Evolution anthracite natural 60x60	G-1330
Evolution / Nanoevoluton serie 30x60 (29,75 x 59,55 cm - 11.71" x 23.45")	11mm / 5mm
Evolution anthracite lappato 30x60 11mm	G-1298
Evolution anthracite striato 30x60 11mm	G-1258
Nanoevoluton anthracite striato 30x60 5mm	G-1240
Evolution rodapie 7,5x60 (7,3 x 59,55 cm - 2.87" x 23.45")	11mm
Evolution anthracite natural rodapié 7,5x60	G-99
Evolution anthracite lappato rodapié 7,5x60	G-97
Evolution anthracite striato rodapié 7,5x60	G-95
Evolution lista 7,5x60 (7,3 x 59,55 cm - 2.87" x 29.75")	11mm
Evolution anthracite natural lista 7,5x60	G-95
Evolution anthracite lappato lista 7,5x60	G-93
Evolution anthracite striato lista 7,5x60	G-91
Nanoevoluton lista mix 15x60 / 10x60 / 5x60 (14,75 x 59,55 cm - 5.87" x 23.45") (9,72 x 59,55 cm - 3.83" x 23.45") (4,84 x 59,55 cm - 1.90" x 23.45")	5mm
Nanoevoluton anthracite striato listas mix	G-1322



Evolution mosaico brick **11mm**
(29,75 x 28 cm - 11.71" x 11.02")

Evolution anthracite striato mosaico brick **G-1822**



Evolution mosaico 5x5 **11mm**
(29,75 x 29,75 cm - 11.71" x 11.71")

Evolution anthracite lappato mosaico 5x5 **G-1688**



Private house - Kiev (Ukraine) - Architects: U/ME ARCHITECTS: Vorotyntseva Veronika / Karpenko Irina

product: Evolution anthracite lappato 60x60

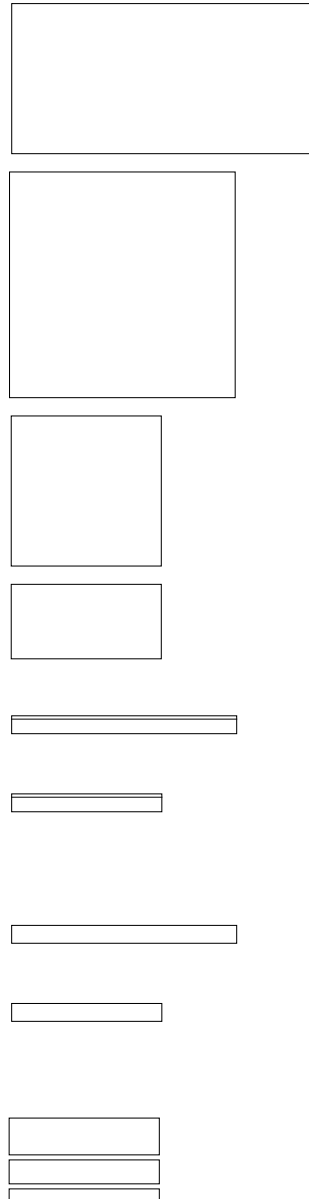
ACCESORIES COMPLEMENTOS	FINISH ACABADO	GROUP GRUPO			
		30X120	90X90	60X60	30X60
Evolution anthracite peldaño	NATURAL LAPPATO STRIATO	G-519 - -	G-570 - -	G-265 G-281 G-265	- G-195 G-171
Evolution anthracite peldaño ángulo	NATURAL LAPPATO STRIATO	- - -	- - -	G-281 G-299 G-281	- G-211 G-187
Evolution anthracite gradone	NATURAL LAPPATO STRIATO	G-795 - -	- - -	G-585 G-585 G-585	- G-499 G-499
Evolution anthracite gradone ángulo	NATURAL LAPPATO STRIATO	- - -	- - -	G-633 G-633 G-633	- G-559 G-559

RECTIFIED AND WITHOUT BEVEL EDGE FINISH PRODUCT / RECTIFICADO Y NO BISELADO
LIGHT TO MODERATE SHADE VARIATION WITHIN EACH CARTON / PRODUCTO CON LIGERA VARIACIÓN CROMÁTICA Y DESTONIFICACIÓN EN COMPOSICIONES

EVOLUTION & NANOEVOLUTION BLACK

11mm

5mm



Evolution serie 60x120 (59,55 x 119,3 cm - 23.45" x 46.97")	11mm
Evolution black natural 60x120	G-1496
Evolution serie 90x90 (89,46 x 89,46 cm - 35.22" x 35.22")	11mm
Evolution black natural 90x90	G-1496
Evolution serie 60x60 (59,55 x 59,55 cm - 23.45" x 23.45")	11mm
Evolution black lappato 60x60	G-1368
Evolution black striato 60x60	G-1330
Evolution black natural 60x60	G-1330
Evolution /Nanoevolution serie 30x60 (29,75 x 59,55 cm - 11.71" x 23.45")	11mm / 5mm
Evolution black lappato 30x60 11mm	G-1298
Evolution black striato 30x60 11mm	G-1258
Nanoevolution black striato 30x60 5mm	G-1240
Evolution rodapie 7,5x90 (7,3 x 89,46 cm - 2.87" x 35.22")	11mm
Evolution black natural rodapié 7,5x90	G-131
Evolution rodapie 7,5x60 (7,3 x 59,55 cm - 2.87" x 23.45")	11mm
Evolution black natural rodapié 7,5x60	G-99
Evolution black lappato rodapié 7,5x60	G-97
Evolution black striato rodapié 7,5x60	G-95
Evolution serie 7,5x90 (7,3 x 89,46 cm - 2.87" x 35.22")	11mm
Evolution black natural lista 7,5x90	G-115
Evolution lista 7,5x60 (7,3 x 59,55 cm - 2.87" x 29.75")	11mm
Evolution black natural lista 7,5x60	G-95
Evolution black lappato lista 7,5x60	G-93
Evolution black striato lista 7,5x60	G-91
Nanoevolution lista mix 15x60 / 10x60 / 5x60 (14,75 x 59,55 cm - 5.87" x 23.45") (9,72 x 59,55 cm - 3.83" x 23.45") (4,84 x 59,55 cm - 1.90" x 23.45")	5mm
Nanevolution black striato listas mix	G-1322



Evolution mosaico brick
(29,75 x 28 cm - 11.71" x 11.02") **11mm**
Evolution black striato mosaico brick **G-1822**



Evolution mosaico 5x5
(29,75 x 29,75 cm - 11.71" x 11.71") **11mm**
Evolution black lappato mosaico 5x5 **G-1688**

ACCESORIES COMPLEMENTOS	FINISH ACABADO	GROUP GRUPO			
		30X120	90X90	60X60	30X60
Evolution black peldaño	NATURAL LAPPATO STRIATO	G-519 - -	G-570 - -	G-265 G-281 G-265	- G-195 G-171
Evolution black peldaño ángulo	NATURAL LAPPATO STRIATO	- - -	- - -	G-281 G-299 G-281	- G-211 G-187
Evolution black gradone	NATURAL LAPPATO STRIATO	G-795 - -	- - -	G-585 G-585 G-585	- G-499 G-499
Evolution black gradone ángulo	NATURAL LAPPATO STRIATO	- - -	- - -	G-633 G-633 G-633	- G-559 G-559

RECTIFIED AND WITHOUT BEVEL EDGE FINISH PRODUCT / RECTIFICADO Y NO BISELADO
LIGHT TO MODERATE SHADE VARIATION WITHIN EACH CARTON / PRODUCTO CON LIGERA VARIACIÓN CROMÁTICA Y DESTONIFICACIÓN EN COMPOSICIONES

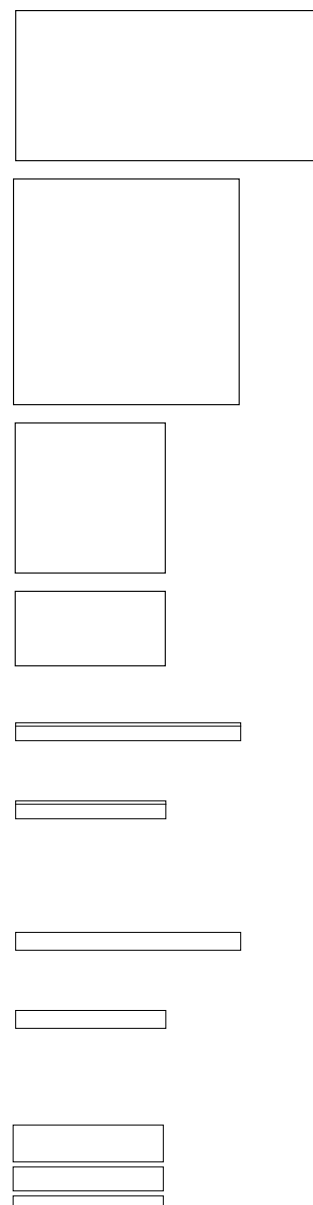


product: Evolution black striato mosaico brick

EVOLUTION & NANOEVOLUTION WHITE

11mm

5mm



Evolution serie 60x120 (59,55 x 119,3 cm - 23.45" x 46.97")	11mm
Evolution white natural 60x120	G-1516
Evolution serie 90x90 (89,46 x 89,46 cm - 35.22" x 35.22")	11mm
Evolution white natural 90x90	G-1516
Evolution serie 60x60 (59,55 x 59,55 cm - 23.45" x 23.45")	11mm
Evolution white lappato 60x60	G-1410
Evolution white striato 60x60	G-1372
Evolution white natural 60x60	G-1372
Evolution / Nanoevolution serie 30x60 (29,75 x 59,55 cm - 11.71" x 23.45")	11mm / 5mm
Evolution white lappato 30x60 11mm	G-1330
Evolution white striato 30x60 11mm	G-1298
Nanoevolution white striato 30x60 5mm	G-1240
Evolution rodapie 7,5x90 (7,3 x 89,46 cm - 2.87" x 35.22")	11mm
Evolution white natural rodapie 7,5x90	G-147
Evolution rodapie 7,5x60 (7,3 x 59,55 cm - 2.87" x 23.45")	11mm
Evolution white natural rodapie 7,5x60	G-109
Evolution white lappato rodapie 7,5x60	G-99
Evolution white striato rodapie 7,5x60	G-97
Evolution serie 7,5x90 (7,3 x 89,46 cm - 2.87" x 35.22")	11mm
Evolution white natural lista 7,5x90	G-119
Evolution lista 7,5x60 (7,3 x 59,55 cm - 2.87" x 29,75")	11mm
Evolution white natural lista 7,5x60	G-99
Evolution white lappato lista 7,5x60	G-95
Evolution white striato lista 7,5x60	G-93
Nanoevolution lista mix 15x60 / 10x60 / 5x60 (14,75 x 59,55 cm - 5.87" x 23.45") (9,72 x 59,55 cm - 3.83" x 23.45") (4,84 x 59,55 cm - 1.90" x 23.45")	5mm
Nanoevolution white striato listas mix	G-1322



Evolution mosaico brick **11mm**
(29,75 x 28 cm - 11.71" x 11.02")

Evolution white striato mosaico brick **G-1822**




Evolution mosaico 5x5 **11mm**
(29,75 x 29,75 cm - 11.71" x 11.71")

Evolution white lappato mosaico 5x5 **G-1688**

ACCESORIES COMPLEMENTOS	FINISH ACABADO	GROUP GRUPO			
		30X120	90X90	60X60	30X60
Evolution white peldaño	NATURAL LAPPATO STRIATO	G-519 - -	G-570 - -	G-281 G-303 G-281	- G-211 G-195
Evolution white peldaño ángulo	NATURAL LAPPATO STRIATO	- - -	- - -	G-299 G-315 G-299	- G-227 G-187
Evolution white gradone	NATURAL LAPPATO STRIATO	G-795 - -	- - -	G-585 G-585 G-585	- G-499 G-499
Evolution white gradone ángulo	NATURAL LAPPATO STRIATO	- - -	- - -	G-633 G-633 G-633	- G-559 G-559

RECTIFIED AND WITHOUT BEVEL EDGE FINISH PRODUCT / RECTIFICADO Y NO BISELADO
LIGHT TO MODERATE SHADE VARIATION WITHIN EACH CARTON / PRODUCTO CON LIGERA VARIACIÓN CROMÁTICA Y DESTONIFICACIÓN EN COMPOSICIONES




NOVOTEL Hotel - Hannover (Germany) - Architect: XIAWORKS

product: Evolution white lappato 90x90

11mm

5mm



Evolution serie 60x120 11mm
(59,55 x 119,3 cm - 23.45" x 46.97")

Evolution ivory natural 60x120 G-1486

Evolution serie 60x60 11mm
(59,55 x 59,55 cm - 23.45" x 23.45")

Evolution ivory lappato 60x60 G-1352

Evolution ivory striato 60x60 G-1314

Evolution ivory natural 60x60 G-1314

Evolution / Nanoevoluton serie 30x60 11mm / 5mm
(29,75 x 59,55 cm - 11.71" x 23.45")

Evolution ivory lappato 30x60 11mm G-1282

Evolution ivory striato 30x60 11mm G-1242

Nanoevolution ivory striato 30x60 5mm G-1240

Evolution rodapie 7,5x60 11mm
(7,3 x 59,55 cm - 2.87" x 23.45")

Evolution ivory natural rodapié 7,5x60 G-103

Evolution ivory lappato rodapié 7,5x60 G-97

Evolution ivory striato rodapié 7,5x60 G-95

Evolution lista 7,5x60 11mm
(7,3 x 59,55 cm - 2.87" x 29,75")

Evolution ivory natural lista 7,5x60 G-97

Evolution ivory lappato lista 7,5x60 G-93


Evolution ivory striato lista 7,5x60 G-91

Nanoevolution lista mix 15x60 / 10x60 / 5x60 5mm
(14,75 x 59,55 cm - 5.87" x 23.45")

(9,72 x 59,55 cm - 3.83" x 23.45")

(4,84 x 59,55 cm - 1.90" x 23.45")

Nanevolution ivory striato listas mix G-1322



Nanoevolution mosaico 5x5 5mm
(29,75 x 29,75 cm - 11.71" x 11.71")

Nanoevolution ivory striato mosaico 5x5 G-1688



Evolution mosaico brick 11mm
(29,75 x 28 cm - 11.71" x 11.02")

Evolution ivory striato mosaico brick G-1822



Evolution mosaico 5x5 11mm
(29,75 x 29,75 cm - 11.71" x 11.71")

Evolution ivory lappato mosaico 5x5 G-1688

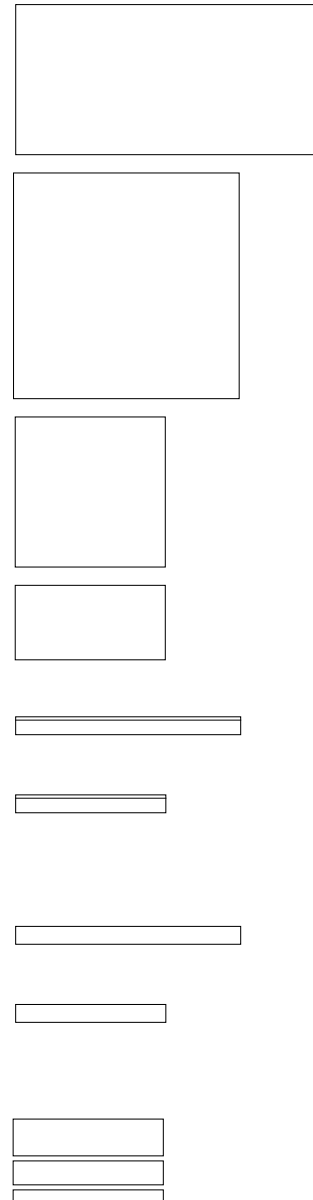
ACCESORIES COMPLEMENTOS	FINISH ACABADO	GROUP		
		30X120	60X60	30X60
Evolution ivory peldaño	NATURAL	G-519	G-265	-
	LAPPATO	-	G-281	G-195
	STRIATO	-	G-265	G-171
Evolution ivory peldaño ángulo	NATURAL	-	G-281	-
	LAPPATO	-	G-299	G-211
	STRIATO	-	G-281	G-187
Evolution ivory gradone	NATURAL	G-795	G-585	-
	LAPPATO	-	G-585	G-499
	STRIATO	-	G-585	G-499
Evolution ivory gradone ángulo	NATURAL	-	G-633	-
	LAPPATO	-	G-633	G-559
	STRIATO	-	G-633	G-559



EVOLUTION & NANOEVOLUTION BEIGE

11mm

5mm




Evolution serie 60x120 (59,55 x 119,3 cm - 23.45" x 46.97")	11mm
Evolution beige natural 60x120	G-1486
Evolution serie 90x90 (89,46 x 89,46 cm - 35.22" x 35.22")	11mm
Evolution beige natural 90x90	G-1486
Evolution serie 60x60 (59,55 x 59,55 cm - 23.45" x 23.45")	11mm
Evolution beige lappato 60x60	G-1352
Evolution beige striato 60x60	G-1314
Evolution beige natural 60x60	G-1314
Evolution / NANOEVOLUTION serie 30x60 (29,75 x 59,55 cm - 11.71" x 23.45")	11mm / 5mm
Evolution grey beige lappato 30x60	G-1282
Evolution grey beige striato 30x60	G-1242
NANOEVOLUTION beige striato 30x60	G-1240
Evolution rodapie 7,5x90 (7,3 x 89,46 cm - 2.87" x 35.22")	11mm
Evolution beige natural rodapie 7,5x90	G-139
Evolution rodapie 7,5x60 (7,3 x 59,55 cm - 2.87" x 23.45")	11mm
Evolution beige natural rodapie 7,5x60	G-103
Evolution beige lappato rodapie 7,5x60	G-97
Evolution beige striato rodapie 7,5x60	G-95
Evolution serie 7,5x90 (7,3 x 89,46 cm - 2.87" x 35.22")	11mm
Evolution beige natural lista 7,5x90	G-117
Evolution lista 7,5x60 (7,3 x 59,55 cm - 2.87" x 29,75")	11mm
Evolution beige natural lista 7,5x60	G-97
Evolution beige lappato lista 7,5x60	G-93
Evolution beige striato lista 7,5x60	G-91
NANOEVOLUTION lista mix 15x60 / 10x60 / 5x60 (14,75 x 59,55 cm - 5.87" x 23.45") (9,72 x 59,55 cm - 3.83" x 23.45") (4,84 x 59,55 cm - 1.90" x 23.45")	5mm
NANOEVOLUTION beige striato listas mix	G-1322



Evolution mosaico brick **11mm**
(29,75 x 28 cm - 11.71" x 11.02")

Evolution beige striato mosaico brick **G-1822**



Evolution mosaico 5x5 **11mm**
(29,75 x 29,75 cm - 11.71" x 11.71")

Evolution beige lappato mosaico 5x5 **G-1688**

ACCESORIES COMPLEMENTOS	FINISH ACABADO	GROUP GRUPO			
		30X120	90X90	60X60	30X60
Evolution beige peldaño	NATURAL LAPPATO STRIATO	G-519 - -	G-570 - -	G-265 G-281 G-265	- G-195 G-171
Evolution beige peldaño ángulo	NATURAL LAPPATO STRIATO	- - -	- - -	G-281 G-299 G-281	- G-211 G-187
Evolution beige gradone	NATURAL LAPPATO STRIATO	G-795 - -	- - -	G-585 G-585 G-585	- G-499 G-499
Evolution beige gradone ángulo	NATURAL LAPPATO STRIATO	- - -	- - -	G-633 G-633 G-633	- G-559 G-559

RECTIFIED AND WITHOUT BEVEL EDGE FINISH PRODUCT / RECTIFICADO Y NO BISELADO
LIGHT TO MODERATE SHADE VARIATION WITHIN EACH CARTON / PRODUCTO CON LIGERA VARIACIÓN CROMÁTICA Y DESTONIFICACIÓN EN COMPOSICIONES



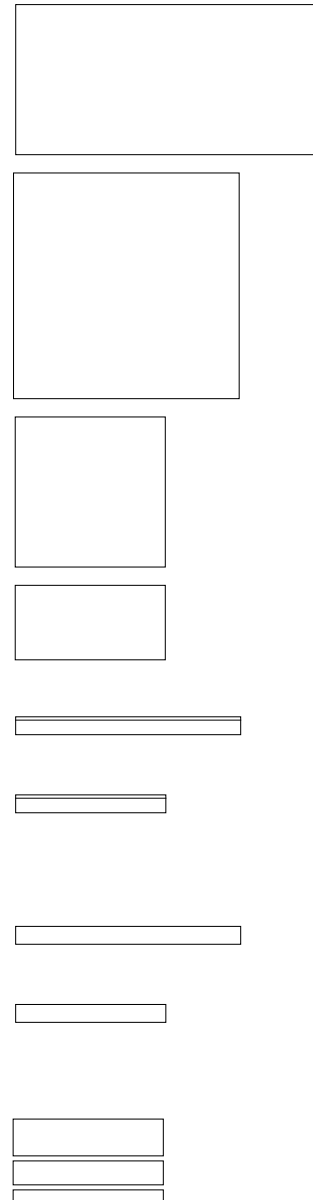
Bisztró restaurant - Budapest (HUNGARY) - Architect: ADAMDESIGN STUDIO KFT. SZILAS ÁDÁM

product: Evolution beige natural 60x60

EVOLUTION & NANOEVOLUTION VISON

11mm


5mm



Evolution serie 60x120 (59,55 x 119,3 cm - 23.45" x 46.97")	11mm
Evolution vison natural 60x120	G-1496
Evolution serie 90x90 (89,46 x 89,46 cm - 35.22" x 35.22")	11mm
Evolution vison natural 90x90	G-1496
Evolution serie 60x60 (59,55 x 59,55 cm - 23.45" x 23.45")	11mm
Evolution vison lappato 60x60	G-1368
Evolution vison striato 60x60	G-1330
Evolution vison natural 60x60	G-1330
Evolution / Nanoevolution serie 30x60 (29,75 x 59,55 cm - 11.71" x 23.45")	11mm / 5mm
Evolution vison beige lappato 30x60	G-1298
Evolution vison beige striato 30x60	G-1258
Nanoevolution vison striato 30x60	G-1240
Evolution rodapie 7,5x90 (7,3 x 89,46 cm - 2.87" x 35.22")	11mm
Evolution vison natural rodapié 7,5x90	G-131
Evolution rodapie 7,5x60 (7,3 x 59,55 cm - 2.87" x 23.45")	11mm
Evolution vison natural rodapié 7,5x60	G-99
Evolution vison lappato rodapié 7,5x60	G-97
Evolution vison striato rodapié 7,5x60	G-95
Evolution serie 7,5x90 (7,3 x 89,46 cm - 2.87" x 35.22")	11mm
Evolution vison natural lista 7,5x90	G-115
Evolution lista 7,5x60 (7,3 x 59,55 cm - 2.87" x 29,75")	11mm
Evolution vison natural lista 7,5x60	G-95
Evolution vison lappato lista 7,5x60	G-93
Evolution vison striato lista 7,5x60	G-91
Nanoevolution lista mix 15x60 / 10x60 / 5x60 (14,75 x 59,55 cm - 5.87" x 23.45") (9,72 x 59,55 cm - 3.83" x 23.45") (4,84 x 59,55 cm - 1.90" x 23.45")	5mm
Nanevolution vison striato listas mix	G-1322



Evolution mosaico brick **11mm**
(29,75 x 28 cm - 11.71" x 11.02")
Evolution vison striato mosaico brick **G-1822**



Evolution mosaico 5x5 **11mm**
(29,75 x 29,75 cm - 11.71" x 11.71")
Evolution vison lappato mosaico 5x5 **G-1688**







ACCESORIES COMPLEMENTOS	FINISH ACABADO	GROUP GRUPO			
		30X120	90X90	60X60	30X60
Evolution vison peldaño	NATURAL LAPPATO STRIATO	G-519 - -	G-570 - -	G-265 G-281 G-265	- G-195 G-171
Evolution vison peldaño ángulo	NATURAL LAPPATO STRIATO	- - -	- - -	G-281 G-299 G-281	- G-211 G-187
Evolution vison gradone	NATURAL LAPPATO STRIATO	G-795 - -	- - -	G-585 G-585 G-585	- G-499 G-499
Evolution vison gradone ángulo	NATURAL LAPPATO STRIATO	- - -	- - -	G-633 G-633 G-633	- G-559 G-559

RECTIFIED AND WITHOUT BEVEL EDGE FINISH PRODUCT / RECTIFICADO Y NO BISELADO
LIGHT TO MODERATE SHADE VARIATION WITHIN EACH CARTON / PRODUCTO CON LIGERA VARIACIÓN CROMÁTICA Y DESTONIFICACIÓN EN COMPOSICIONES


product: Evolution vison natural 90x90

11mm

5mm



Evolution serie 60x120 (59,55 x 119,3 cm - 23.45" x 46.97")	11mm
Evolution moss natural 60x120	G-1496
Evolution serie 60x60 (59,55 x 59,55 cm - 23.45" x 23.45")	11mm
Evolution moss lappato 60x60	G-1368
Evolution moss striato 60x60	G-1330
Evolution moss natural 60x60	G-1330
Evolution / Nanoevolution serie 30x60 (29,75 x 59,55 cm - 11.71" x 23.45")	11mm / 5mm
Evolution moss lappato 30x60 11mm	G-1298
Evolution moss striato 30x60 11mm	G-1258
Nanoevolution moss striato 30x60 5mm	G-1240
Evolution rodapié 7,5x60 (7,3 x 59,55 cm - 2.87" x 23.45")	11mm
Evolution moss natural rodapié 7,5x60	G-99
Evolution moss lappato rodapié 7,5x60	G-97
Evolution moss striato rodapié 7,5x60	G-95
Evolution lista 7,5x60 (7,3 x 59,55 cm - 2.87" x 29,75")	11mm
Evolution moss natural lista 7,5x60	G-95
Evolution moss lappato lista 7,5x60	G-93
Evolution moss striato lista 7,5x60	G-91
Nanoevolution lista mix 15x60 / 10x60 / 5x60 (14,75 x 59,55 cm - 5.87" x 23.45") (9,72 x 59,55 cm - 3.83" x 23.45") (4,84 x 59,55 cm - 1.90" x 23.45")	5mm
Nanoevolution moss striato listas mix	G-1322



Nanoevolution mosaico 5x5
(29,75 x 29,75 cm - 11.71" x 11.71")

5mm

Nanoevolution moss striato mosaico 5x5

G-1688




Evolution mosaico brick
(29,75 x 28 cm - 11.71" x 11.02")

11mm

Evolution moss striato mosaico brick

G-1822



Evolution mosaico 5x5
(29,75 x 29,75 cm - 11.71" x 11.71")

11mm


Evolution moss lappato mosaico 5x5

G-1688

ACCESORIES COMPLEMENTOS	FINISH ACABADO	GROUP GRUPO		
		30X120	60X60	30X60
Evolution moss peldaño	NATURAL LAPPATO STRIATO	G-519 - -	G-265 G-281 G-265	- G-195 G-171
Evolution moss peldaño ángulo	NATURAL LAPPATO STRIATO	- - -	G-281 G-299 G-281	- G-211 G-187
Evolution moss gradone	NATURAL LAPPATO STRIATO	G-795 - -	G-585 G-585 G-585	- G-499 G-499
Evolution moss gradone ángulo	NATURAL LAPPATO STRIATO	- - -	G-633 G-633 G-633	- G-559 G-559



5mm



Nanoevolution serie 30x60
(29,75 x 59,55 cm - 11.71" x 23.45")

Nanoevolution silver striato 30x60 G-1850



Nanoevolution lista 7,5x60
(7,3 x 59,55 cm - 2.87" x 23.45")

Nanoevolution silver striato lista 7,5x60 G-147



Silver



Gold



Champagne



Leather

Nanoevolution serie taco
(9,90 x 29,75 cm - 3.90" x 11.71")*

Nanoevolution silver taco G-227
Nanoevolution gold taco G-227
Nanoevolution champagne taco G-265
Nanoevolution leather taco G-155



Silver



Gold



Champagne




Leather

Nanoevolution serie mosaico
(9,90 x 29,75 cm - 3.90" x 11.71")*

Nanoevolution silver mosaico sin fin G-355
Nanoevolution gold mosaico sin fin G-355
Nanoevolution champagne mosaico sin fin G-401
Nanoevolution leather mosaico sin fin G-265

*TACO 15X15 AND MOSAICO SIN FIN ARE NATURAL PRODUCTS MADE THROUGH A HANDMADE PROCESS. THEREFORE, ITS POSSIBLE SHADE OR SIZE VARIATIONS MUST BE CONSIDERED AS TYPICAL FEATURES OF THE MATERIAL AND THEY WILL NOT BE ADMITTED IN A CLAIM.
*TACO 15X15 Y MOSAICO SIN FIN SON PRODUCTOS NATURALES FABRICADOS ARTESANALMENTE, POR LO QUE POSIBLES VARIACIONES DE TONO O DIMENSION DEBEN CONSIDERARSE PROPIAS DEL MATERIAL Y NO SERÁ OBJETO DE RECLAMACIÓN.



product: Nanoevolution silver striato 30x60 / Nanoevolution silver striato lista 7,5x60



> “Arquitectura es la expresion de una idea en forma concreta”

Howard Robertson

“Architecture is the expression of an idea into concrete form”

Howard Robertson

Colour range / gama cromática

- GREY
- WHITE
- BROWN
- BEIGE

Beton collection

Beton 45x90
44,63x89,46 cm - 17.57”x35.22”

Beton 22,5x90
22,215x89,46 cm - 8.75”x35.22”

Beton 60x60
59,55x59,55 cm - 23.45”x23.45”

Beton 30x60
29,75x59,55 cm - 11.71”x23.45”











NATURAL	DIN R10 <small>DIN 51130</small>	PTV > 24 <small>MODERATE SLIP POTENTIAL BS EN 13036-4</small>	CLASE 1 <small>UNE-ENV 12633</small>
---------	-----------------------------------------------	-----------------------------------------------------------------------------------	---------------------------------------------------

LAPPATO		PTV > 24 <small>MODERATE SLIP POTENTIAL BS EN 13036-4</small>	CLASE 1 <small>UNE-ENV 12633</small>
---------	--	-----------------------------------------------------------------------------------	---------------------------------------------------

Test done in Beton grey natural 30x60. Average test result value on March 2008. Consult specific product test result value before supplying.
Prueba realizada sobre el producto beton grey natural 30x60. Valor de media a fecha Marzo de 2008. Consultar valor de un producto específico antes del suministro.

4 COLOURS COLORES	4 SIZES FORMATOS	2 FINISH ACABADO	NATURAL LAPPATO	11 mm
--------------------------------	-------------------------------	-------------------------------	--------------------	--------------



	Beton serie 45x90 (44,63 x 89,46 cm - 17.57" x 35.22")	
	Beton grey lappato 45x90	G-1410
	Beton grey natural 45x90	G-1372
	Beton serie 22,5x90 (22,215 x 89,46 cm - 8.57" x 35.22")	
	Beton grey lappato 22,5x90	G-1452
	Beton serie 60x60 (59,55 x 59,55 cm - 11.71" x 23.45")	
	Beton grey lappato 60x60	G-1410
	Beton serie 30x60 (29,75 x 59,55 cm - 11.71" x 23.45")	
	Beton grey lappato 30x60	G-1298
	Beton grey natural 30x60	G-1258
	Beton rodapie 7,5x90 (7,3 x 89,46 cm - 2.87" x 35.22")	
	Beton grey natural rodapié 7,5x90	G-131
	Beton rodapie 7,5x60 (7,3 x 59,55 cm - 2.87" x 23.45")	
	Beton grey natural rodapié 7,5x60	G-95
	Beton lista 7,5x90 (7,3 x 89,46 cm - 2.87" x 35.22")	
	Beton grey lappato lista 7,5x90	G-119
	Beton grey natural lista 7,5x90	G-117
	Beton lista 7,5x60 (7,3 x 59,55 cm - 2.87" x 29,75")	
	Beton grey lappato lista 7,5x60	G-93
	Beton grey natural lista 7,5x60	G-91



Beton serie mosaico
(29,75 x 29,75 cm - 11.71" x 11.71")

Beton grey lappato mosaico sin fin G-1756



Beton serie mosaico
(29,75 x 29,75 cm - 11.71" x 11.71")

Beton grey lappato mosaico 5x5 G-1688











Beton serie 30x60
(29,75 x 59,55 cm - 11.71" x 23.45")

Beton grey lappato preincisión 7,5x60 G-1492




Beton serie 45x90
(44,63 x 89,46 cm - 17.57" x 35.22")

Beton grey lappato preincisión 11,25x90 G-1576

ACCESORIES COMPLEMENTOS	FINISH ACABADO	GROUP GRUPO	45X90	60X60	30X60
 Beton grey peldaño	NATURAL	G-323	-	G-171	
 Beton grey peldaño angulo	LAPPATO	G-333	G-303	G-195	
 Beton grey gradone	NATURAL	G-333	-	G-187	
 Beton grey gradone ángulo	LAPPATO	G-345	G-315	G-211	
 Beton grey gradone	NATURAL	G-623	-	G-499	
 Beton grey gradone ángulo	LAPPATO	G-623	G-585	G-499	
 Beton grey gradone	NATURAL	G-645	-	G-559	
 Beton grey gradone ángulo	LAPPATO	G-645	G-633	G-559	




11mm




Beton serie 30x60
(29,75 x 59,55 cm - 11.71" x 23.45")
Beton white lappato 30x60 G-1330



Beton serie mosaico sin fin
(29,75 x 29,75 cm - 11.71" x 11.71")
Beton white lappato mosaico sin fin G-1756



Beton serie mosaico 5x5
(29,75 x 29,75 cm - 11.71" x 11.71")
Beton white lappato mosaico 5x5 G-1688



Beton preincisión 7,5x60
(29,75 x 59,55 cm - 11.71" x 23.45")
Beton white lappato preincisión 7,5x60 G-1492

ACCESORIES COMPLEMENTOS	FINISH ACABADO	GROUP GRUPO
Beton white peldaño	LAPPATO	G-211
Beton white peldaño ángulo	LAPPATO	G-227
Beton white gradone	LAPPATO	G-499
Beton white gradone ángulo	LAPPATO	G-559

RECTIFIED AND WITHOUT BEVEL EDGE FINISH PRODUCT / RECTIFICADO Y NO BISELADO
TILES WITH RANDOM SHADE AND ASPECT VARIATION / PRODUCTO CON ALTA VARIACIÓN CROMÁTICA Y DESTONIFICACIÓN EN COMPOSICIONES



product: Beton white lappato 60x60

11mm



Beton serie 45x90
(44,63 x 89,46 cm - 17.57" x 35.22")

Beton brown lappato 45x90 G-1410




Beton serie 22,5x90
(22,215 x 89,46 cm - 8.57" x 35.22")

Beton brown lappato 22,5x90 G-1452



Beton serie 30x60
(29,75 x 59,55 cm - 11.71" x 23.45")

Beton brown natural 30x60 G-1258




Beton rodapié 7,5x60
(7,3 x 59,55 cm - 2.87" x 23.45")

Beton brown natural rodapié 7,5x60 G-95



Beton lista 7,5x90
(7,3 x 89,46 cm - 2.87" x 35.22")

Beton brown lappato lista 7,5x90 G-119



Beton lista 7,5x60
(7,3 x 59,55 cm - 2.87" x 29,75")

Beton brown natural lista 7,5x60 G-91




Beton serie 45x90
(44,63 x 89,46 cm - 17.57" x 35.22")

Beton brown lappato preincisión 11,25x90 G-1576

ACCESORIES COMPLEMENTOS	FINISH ACABADO	GROUP GRUPO	45X90	30X60
Beton brown peldaño	NATURAL LAPPATO	G-171 -	- G-333	G-171 -
Beton brown peldaño ángulo	NATURAL LAPPATO	G-187 -	- G-345	G-187 -
Beton brown gradone	NATURAL LAPPATO	G-499 -	- G-623	G-499 -
Beton brown gradone ángulo	NATURAL LAPPATO	G-559 -	- G-645	G-559 -



RECTIFIED AND WITHOUT BEVEL EDGE FINISH PRODUCT / RECTIFICADO Y NO BISELADO
TILES WITH RANDOM SHADE AND ASPECT VARIATION / PRODUCTO CON ALTA VARIACIÓN CROMÁTICA Y DESTONIFICACIÓN EN COMPOSICIONES



Bar Gelateria Papillon - Iseo, Italy - architect: GIACOMO CATTANI

product: Beton brown lappato 22,5x90

11mm



Beton serie 60x60
(59,55 cm x 59,55 cm - 11.71" x 23.45")

Beton beige lappato 60x60 G-1410

Beton serie 30x60
(29,75 x 59,55 cm - 11.71" x 23.45")

Beton beige lappato 30x60 G-1298
Beton beige natural 30x60 G-1258

Beton rodapie 7,5x60
(7,3 x 59,55 cm - 2.87" x 23.45")

Beton beige natural rodapié 7,5x60 G-95


Beton lista 7,5x60
(7,3 x 59,55 cm - 2.87" x 29,75")

Beton beige lappato lista 7,5x60 G-93
Beton beige natural lista 7,5x60 G-91



Beton serie mosaico
(29,75 x 29,75 cm - 11.71" x 11.71")

Beton beige lappato mosaico sin fin G-1756



Beton serie mosaico
(29,75 x 29,75 cm - 11.71" x 11.71")

Beton beige lappato mosaico 5x5 G-1688



Beton serie 30x60
(29,75 x 59,55 cm - 11.71" x 23.45")

Beton beige lappato preincisión 7,5x60 G-1492

ACCESORIES COMPLEMENTOS	FINISH ACABADO	GROUP GRUPO	
		60X60	30X60
Beton beige peldaño	NATURAL LAPPATO	- G-303	G-171 G-195
Beton beige peldaño angulo	NATURAL LAPPATO	- G-315	G-187 G-211
Beton beige gradone	NATURAL LAPPATO	- G-585	G-499 G-499
Beton beige gradone ángulo	NATURAL LAPPATO	- G-633	G-559 G-559

RECTIFIED AND WITHOUT BEVEL EDGE FINISH PRODUCT / RECTIFICADO Y NO BISELADO
TILES WITH RANDOM SHADE AND ASPECT VARIATION / PRODUCTO CON ALTA VARIACIÓN CROMÁTICA Y DESTONIFICACIÓN EN COMPOSICIONES



Starbucks Cofee - Paris, France - architects: AGENCE EZCT

product: Beton beige lappato 60x60



“Arquitectura; anticipación y recuerdo la ubican en el tiempo, ausencia y presencia la sitúan en el espacio”

Eduardo Carretero

“Architecture; anticipation and remembering the place in time, the absence and presence located in space”

Eduardo Carretero

Microcement collection

Microcement 60x120
59,55 x119,3 cm - 23.45”x 46.97”

Microcement 60x60
59,55 x 59,55 cm - 23.45”x23.45”

Microcement 30x60
29,75x59,55 cm - 11.71”x23.45”



Colour range / gama cromática



- GREY
- WHITE
- VISON
- BROWN

NATURAL	DIN R10 <small>DIN 51130</small>	PTV > 24 <small>MODERATE SLIP POTENTIAL BS EN 13036-4</small>	CLASE 2 <small>UNE-ENV 12633</small>
LAPPATO			CLASE 1 <small>UNE-ENV 12633</small>

Test done in microcement grey natural 30x60. Average test result value on August 2008. Consult specific product test result value before supplying.
Prueba realizada sobre el producto microcement grey natural 30x60. Valor de media a fecha Agosto de 2008. Consultar valor de un producto específico antes del suministro.


4 COLOURS COLORES	3 SIZES FORMATOS	2 FINISH ACABADO	NATURAL LAPPATO	11 mm
--------------------------------	-------------------------------	-------------------------------	--------------------	--------------

11mm



Microcement serie 60x120
(59,55 x 119,3 cm - 23.45" x 46.97")

Microcement grey lappato 60x120 G-1536
Microcement grey natural 60x120 G-1516



Microcement serie 60x60
(59,55 x 59,55 cm - 23.45" x 23.45")

Microcement grey lappato 60x60 G-1410
Microcement grey natural 60x60 G-1372

Microcement serie 5x5
(29,75 x 29,75 cm - 11.71" x 11.71")

Microcement grey lappato mosaico 5x5 G-1688

Microcement serie 30x60
(29,75 x 59,55 cm - 11.71" x 23.45")

Microcement grey lappato 30x60 G-1298
Microcement grey natural 30x60 G-1258



Microcement serie rodapié-60
(7,27 x 59,55 cm - 2.87" x 23.45")

Microcement grey natural rodapié 7,5x60 G-95

Microcement serie 30x60
(29,75 x 59,55 cm - 11.71" x 23.45")

Microcement grey lappato preincisión 10x60 G-1472

Microcement lista 7,5x60
(7,3 x 59,55 cm - 2.87" x 29,75")

Microcement grey lappato lista 7,5x60 G-93
Microcement grey natural lista 7,5x60 G-91

ACCESORIES COMPLEMENTOS	FINISH ACABADO	GROUP GRUPO		
		30X120	60X60	30X60
Microcement grey peldaño	NATURAL	G-519	G-281	G-171
	LAPPATO	G-519	G-303	G-195
Microcement grey peldaño ángulo	NATURAL	-	G-299	G-187
	LAPPATO	-	G-315	G-211
Microcement grey gradone	NATURAL	G-795	G-585	G-499
	LAPPATO	G-795	G-585	G-499
Microcement grey gradone ángulo	NATURAL	-	G-633	G-559
	LAPPATO	-	G-633	G-559


RECTIFIED AND WITHOUT BEVEL EDGE FINISH PRODUCT / RECTIFICADO Y NO BISELADO
TILES WITH RANDOM SHADE AND ASPECT VARIATION / PRODUCTO CON ALTA VARIACIÓN CROMÁTICA Y DESTONIFICACIÓN EN COMPOSICIONES



Clinica Dentalis - Granada (Spain)

product: Microcement grey lappato 60x120

11mm



Microcement serie 60x120
(59,55 x 119,3 cm - 23.45" x 46.97")


Microcement white lappato 60x120 G-1556

Microcement serie 30x60
(29,75 x 59,55 cm - 11.71" x 23.45")

Microcement white lappato 30x60 G-1330


Microcement lista 7,5x60
(7,3 x 59,55 cm - 2.87" x 29,75")

Microcement white lappato lista 7,5x60 G-95



Microcement serie 5x5
(29,75 x 29,75 cm - 11.71" x 11.71")

Microcement white lappato mosaico 5x5 G-1688




Microcement serie 30x60
(29,75 x 59,55 cm - 11.71" x 23.45")

Microcement white lappato preincisión 10x60 G-1472

ACCESORIES COMPLEMENTOS	FINISH ACABADO	GROUP GRUPO	30X120	30X60
Microcement white peldaño	LAPPATO		G-519	G-211
Microcement white peldaño ángulo	LAPPATO		-	G-227
Microcement white gradone	LAPPATO		G-795	G-499
Microcement white gradone ángulo	LAPPATO		-	G-559

RECTIFIED AND WITHOUT BEVEL EDGE FINISH PRODUCT / RECTIFICADO Y NO BISELADO
TILES WITH RANDOM SHADE AND ASPECT VARIATION / PRODUCTO CON ALTA VARIACIÓN CROMÁTICA Y DESTONIFICACIÓN EN COMPOSICIONES

11mm




Microcement serie 60x120
(59,55 x 119,3 cm - 23.45" x 46.97")

Microcement vison lappato 60x120 G-1536

ACCESORIES COMPLEMENTOS	FINISH ACABADO	GROUP GRUPO	30X120
Microcement vison peldaño	NATURAL LAPPATO		- G-519
Microcement vison peldaño ángulo	NATURAL LAPPATO		- G-543
Microcement vison gradone	NATURAL LAPPATO		- G-795
Microcement vison gradone ángulo	NATURAL LAPPATO		- G-815

RECTIFIED AND WITHOUT BEVEL EDGE FINISH PRODUCT / RECTIFICADO Y NO BISELADO
TILES WITH RANDOM SHADE AND ASPECT VARIATION / PRODUCTO CON ALTA VARIACIÓN CROMÁTICA Y DESTONIFICACIÓN EN COMPOSICIONES

11mm



Microcement serie 60x120
(59,55 x 119,3 cm - 23.45" x 46.97")

Microcement brown lappato 60x120 G-1544

Microcement serie 60x60
(59,55 x 59,55 cm - 23.45" x 23.45")

Microcement brown lappato 60x60 G-1426

ACCESORIES COMPLEMENTOS		FINISH ACABADO	GROUP	
			30X120	60X60
	Microcement brown peldaño	LAPPATO	G-519	G-315
	Microcement brown peldaño ángulo	LAPPATO	-	G-333
	Microcement brown gradone	LAPPATO	G-795	G-585
	Microcement brown gradone ángulo	LAPPATO	-	G-633

RECTIFIED AND WITHOUT BEVEL EDGE FINISH PRODUCT / RECTIFICADO Y NO BISELADO
TILES WITH RANDOM SHADE AND ASPECT VARIATION / PRODUCTO CON ALTA VARIACIÓN CROMÁTICA Y DESTONIFICACIÓN EN COMPOSICIONES



Siemens Technopark Mülheim GMBH & Co.KG - Mülheim (Germany) - Architect: Amen - JZ Architekten

product: Microcement brown natural 30x60



Anarchy collection

Anarchy 90x90

89,46x89,46 cm - 35.22"x35.22"

Anarchy 60x60

59,55x59,55 cm - 23.45"x23.45"

Anarchy 30x60

29,75x59,55 cm - 11.71"x23.45"



Colour range / gama cromática


- WHITE
- BEIGE
- GREY
- GREEN
- IVORY

NATURAL	DIN R9 <small>DIN 51130</small>	PTV > 24 <small>MODERATE SLIP POTENTIAL BS EN 13036-4</small>	CLASE 1 <small>UNE-ENV 12633</small>
---------	----------------------------------------------	---------------------------------------------------------------------------------------	---------------------------------------------------


* Test done in Anarchy anthracite natural 60x60. Average test result value on September 2012. Consult specific product test result value before supplying.
Possibility of other tests by request. Every natural finish product can be manufactured on a higher non slip grade by request.
Prueba realizada sobre el producto Anarchy anthracite natural 60x60. Valor de media a fecha de Septiembre de 2012. Consultar valor de un producto específico antes del suministro.
Posibilidad de realizar ensayos diferentes. Los productos con acabado mate pueden ser fabricados con un grado de antideslizamiento mayor bajo solicitud expresa.

5 COLOURS COLORES	3 SIZES FORMATOS	1 FINISH ACABADO	NATURAL	 11 mm
--------------------------------	-------------------------------	-------------------------------	---------	-----------

11mm




Anarchy serie 90x90
(89,46 x 89,46 cm - 35.22" x 35.22")
Anarchy white natural 90x90 G-1492



Anarchy serie 60x60
(59,55 x 59,55 cm - 23.45" x 23.45")
Anarchy white natural 60x60 G-1284




Anarchy serie 30x60
(29,75 x 59,55 cm - 11.71" x 23.45")
Anarchy white natural 30x60 G-1218



Anarchy rodapie 7,5x90
(7,3 x 89,46 cm - 2.87" x 35.22")
Anarchy white natural rodapie 7,5x90 G-139




Anarchy rodapie 7,5x60
(7,3 x 59,55 cm - 2.87" x 23.45")
Anarchy white natural rodapie 7,5x60 G-93



Anarchy lista 7,5x90
(7,3 x 89,46 cm - 2.87" x 35.22")
Anarchy white natural lista 7,5x90 G-117



Anarchy lista 7,5x60
(7,3 x 59,55 cm - 2.87" x 23.45")
Anarchy white natural lista 7,5x60 G-89



Anarchy mosaico plane
(29,75 x 29,75 cm - 11.71" x 11.71")
Anarchy white natural mosaico plane G-1708



Anarchy mosaico letters
(29,75 x 29,75 cm - 11.71" x 11.71")
Anarchy white natural mosaico letters G-1844

ACCESORIES COMPLEMENTOS		FINISH ACABADO		GROUP GRUPO		
				90X90	60X60	30X60
	Anarchy white peldaño		NATURAL	G-585	G-265	G-171
	Anarchy white peldaño ángulo		NATURAL	G-609	G-281	G-187
	Anarchy white gradone		NATURAL	G-779	G-559	G-499
	Anarchy white gradone ángulo		NATURAL	G-829	G-623	G-559

RECTIFIED AND WITHOUT BEVEL EDGE FINISH PRODUCT / RECTIFICADO Y NO BISELADO
TILES WITH RANDOM SHADE AND ASPECT VARIATION / PRODUCTO CON ALTA VARIACIÓN CROMÁTICA Y DESTONIFICACIÓN EN COMPOSICIONES


ALL MOSAIC ARE MADE WITH A RANDOM COMBINATION OF PIECES /
COMBINACIÓN DE MOSAICO CON TESELAS ALEATORIAS




JONSVOLLS KVARTALET - Bergen (Norway) - Architect: Arkitektgruppen Cubus

product: Anarchy white natural 90x90

11mm




Anarchy serie 90x90
(89,46 x 89,46 cm - 35.22" x 35.22")
Anarchy ivory natural 90x90 G-1492




Anarchy serie 60x60
(59,55 x 59,55 cm - 23.45" x 23.45")
Anarchy ivory natural 60x60 G-1284




Anarchy serie 30x60
(29,75 x 59,55 - 11.71" x 23.45")
Anarchy ivory natural 30x60 G-1218



Anarchy rodapie 7,5x90
(7,3 x 89,46 cm - 2.87" x 35.22")
Anarchy ivory natural rodapié 7,5x90 G-139




Anarchy rodapie 7,5x60
(7,3 x 59,55 cm - 2.87" x 23.45")
Anarchy ivory natural rodapié 7,5x60 G-93




Anarchy lista 7,5x90
(7,3 x 89,46 cm - 2.87" x 35.22")
Anarchy ivory natural lista 7,5x90 G-117



Anarchy lista 7,5x60
(7,3 x 59,55 cm - 2.87" x 23.45")
Anarchy ivory natural lista 7,5x60 G-89



Anarchy mosaico plane
(29,75 x 29,75 cm - 11.71" x 11.71")
Anarchy ivory natural mosaico plane G-1708



Anarchy mosaico letters
(29,75 x 29,75 cm - 11.71" x 11.71")
Anarchy ivory natural mosaico letters G-1844



ACCESORIES COMPLEMENTOS		FINISH ACABADO	GROUP GRUPO	90X90	60X60	30X60
	Anarchy ivory peldaño	NATURAL		G-585	G-265	G-171
	Anarchy ivory peldaño ángulo	NATURAL		G-609	G-281	G-187
	Anarchy ivory gradone	NATURAL		G-779	G-559	G-499
	Anarchy ivory gradone ángulo	NATURAL		G-829	G-623	G-559

RECTIFIED AND WITHOUT BEVEL EDGE FINISH PRODUCT / RECTIFICADO Y NO BISELADO
TILES WITH RANDOM SHADE AND ASPECT VARIATION / PRODUCTO CON ALTA VARIACIÓN CROMÁTICA Y DESTONIFICACIÓN EN COMPOSICIONES


ALL MOSAIC ARE MADE WITH A RANDOM COMBINATION OF PIECES /
COMBINACIÓN DE MOSAICO CON TESELAS ALEATORIAS



Bipa Parfumerien - Vienna (Austria) SMERTNIK KRAUT ARCHITEKTEN

product: Anarchy ivory natural 60x60

11mm



Anarchy serie 60x60
(59,55 x 59,55 cm - 23.45" x 23.45")
Anarchy beige natural 60x60 G-1284


ACCESORIES COMPLEMENTOS	FINISH ACABADO	GROUP GRUPO
Anarchy beige peldaño	NATURAL	G-265
Anarchy beige peldaño angulo	NATURAL	G-281
Anarchy beige gradone	NATURAL	G-559
Anarchy beige gradone ángulo	NATURAL	G-623

RECTIFIED AND WITHOUT BEVEL EDGE FINISH PRODUCT / RECTIFICADO Y NO BISELADO
TILES WITH RANDOM SHADE AND ASPECT VARIATION / PRODUCTO CON ALTA VARIACIÓN CROMÁTICA Y DESTONIFICACIÓN EN COMPOSICIONES



product: Anarchy beige natural 60x60

11mm




Anarchy serie 90x90
(89,46 x 89,46 cm - 35.22" x 35.22")

Anarchy grey natural 90x90 G-1492



Anarchy serie 60x60
(59,55 x 59,55 cm - 23.45" x 23.45")

Anarchy grey natural 60x60 G-1284



Anarchy serie 30x60
(29,75 x 59,55 cm - 11.71" x 23.45")

Anarchy grey natural 30x60 G-1218



Anarchy rodapíe 7,5x90
(7,3 x 89,46 cm - 2.87" x 35.22")

Anarchy grey natural rodapíe 7,5x90 G-139



Anarchy rodapíe 7,5x60
(7,3 x 59,55 cm - 2.87" x 23.45")

Anarchy grey natural rodapíe 7,5x60 G-93



Anarchy lista 7,5x90
(7,3 x 89,46 cm - 2.87" x 35.22")

Anarchy grey natural lista 7,5x90 G-117



Anarchy lista 7,5x60
(7,3 x 59,55 cm - 2.87" x 23.45")

Anarchy grey natural lista 7,5x60 G-89




Anarchy mosaico plane
(29,75 x 29,75 cm - 11.71" x 11.71")

Anarchy grey natural mosaico plane G-1708




Anarchy mosaico letters
(29,75 x 29,75 cm - 11.71" x 11.71")

Anarchy grey natural mosaico letters G-1844



ACCESORIES COMPLEMENTOS	FINISH ACABADO	GROUP GRUPO		
		90X90	60X60	30X60
Anarchy grey peldaño	NATURAL	G-585	G-265	G-171
Anarchy grey peldaño ángulo	NATURAL	G-609	G-281	G-187
Anarchy grey gradone	NATURAL	G-779	G-559	G-499
Anarchy grey gradone ángulo	NATURAL	G-829	G-623	G-559

11mm



Anarchy serie 60x60
(59,55 x 59,55 cm - 23.45" x 23.45")

Anarchy green natural 60x60 G-1372



Anarchy serie 30x60
(29,75 x 59,55 - 11.71" x 23.45")

Anarchy green natural 30x60 G-1298



Anarchy rodapie 7,5x60
(7,3 x 59,55 cm - 2.87" x 23.45")

Anarchy green natural rodapié 7,5x60 G-97



Anarchy lista 7,5x60
(7,3 x 59,55 cm - 2.87" x 23.45")

Anarchy green natural lista 7,5x60 G-93

ACCESORIES COMPLEMENTOS		FINISH ACABADO	60X60	30X60
	Anarchy green peldaño	NATURAL	G-281	G-195
	Anarchy green peldaño angulo	NATURAL	G-299	G-211
	Anarchy green gradone	NATURAL	G-585	G-499
	Anarchy green gradone ángulo	NATURAL	G-633	G-559

RECTIFIED AND WITHOUT BEVEL EDGE FINISH PRODUCT / RECTIFICADO Y NO BISELADO
TILES WITH RANDOM SHADE AND ASPECT VARIATION / PRODUCTO CON ALTA VARIACIÓN CROMÁTICA Y DESTONIFICACIÓN EN COMPOSICIONES



product: Anarchy white natural 60x60 - Anarchy green natural 60x60



Concrete selection

Outdoor 60x60

59,55x59,55 cm - 23.45"x23.45"

Line 30x60

29,75x59,55 cm - 11.71"x23.45"

Urban 30x30


29,75x29,75 cm - 11.71"x11.71"

City 45x45

44,63x44,63 cm - 17.57"x17.57"



11mm



Outdoor serie 60x60
(59,55 x 59,55 cm - 23.45" x 23.45")

Outdoor grey natural 60x60 G-1292

ACCESORIES COMPLEMENTOS	FINISH ACABADO	GROUP GRUPO
Outdoor grey peldaño	NATURAL	G-265
Outdoor grey peldaño ángulo	NATURAL	G-281
Outdoor grey gradone	NATURAL	G-559
Outdoor grey gradone ángulo	NATURAL	G-623

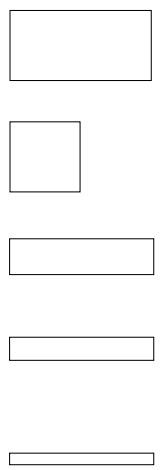
RECTIFIED AND WITHOUT BEVEL EDGE FINISH PRODUCT / RECTIFICADO Y NO BISELADO
TILES WITH RANDOM SHADE AND ASPECT VARIATION / PRODUCTO CON ALTA VARIACIÓN CROMÁTICA Y DESTONIFICACIÓN EN COMPOSICIONES




product: Outdoor grey natural 60x60

NEWSTONE ANTRACITA

11mm




Line serie 30x60 (29,75 x 59,55 cm - 11.71" x 23.45")	
Line antracita lappato 30x60	G-1258
Line antracita natural 30x60	G-1234
Urban serie 30x30 (29,75 x 29,75 cm - 11.71" x 11.71")	
Urban antracita lappato 30x30	G-1258
Urban antracita natural 30x30	G-1234
Line lista 15x60 (14,74 x 59,55 cm - 5.80" x 23.45")	
Line antracita lappato lista 15x60	G-89
Line antracita natural lista 15x60	G-87
Line lista 10x60 (9,74 x 59,55 cm - 3.84" x 23.45")	
Line antracita lappato lista 10x60	G-87
Line antracita natural lista 10x60	G-85
Line lista 5x60 (4,75 x 59,55 cm - 1.87" x 23.45")	
Line antracita lappato lista 5x60	G-85
Line antracita natural lista 5x60	G-83



Urban mosaico 5x5 (29,75 x 29,75 cm - 11.71" x 11.71")	
Urban antracita lappato mosaico 5x5	G-1638
Urban antracita lappato preincisión 5x5	G-1482



Urban mosaico 5x10 (29,75 x 29,75 cm - 11.71" x 11.71")	
Urban antracita lappato mosaico 5x10	G-1638
Urban antracita lappato preincisión 5x10	G-1482



Urban preincisión 5x30 (29,75 x 29,75 cm - 11.71" x 11.71")	
Urban antracita lappato preincisión 5x30	G-1426



Urban preincisión 10x30 (29,75 x 29,75 cm - 11.71" x 11.71")	
Urban antracita lappato preincisión 10x30	G-1426

ACCESORIES COMPLEMENTOS	FINISH ACABADO	GROUP GRUPO	
		30X60	30X30
	LAPPATO	G-171	G-171
	NATURAL	G-171	G-171
	LAPPATO	G-187	G-187
	NATURAL	G-187	G-187
	LAPPATO	G-499	G-499
	NATURAL	G-499	G-499
	LAPPATO	G-559	G-559
	NATURAL	G-559	G-559

RECTIFIED AND WITHOUT BEVEL EDGE FINISH PRODUCT / RECTIFICADO Y NO BISELADO
TILES WITH RANDOM SHADE AND ASPECT VARIATION / PRODUCTO CON ALTA VARIACIÓN CROMÁTICA Y DESTONIFICACIÓN EN COMPOSICIONES



Private house - Rusia - architect: KOVALENKO ARCHITECTS

product: Line antracita lappato 30x60

11mm




Urban serie 30x30
(11.71" x 11.71" - 29,75 x 29,75 cm)
Urban vison natural 30x30 G-1218

ACCESORIES COMPLEMENTOS	FINISH ACABADO	GROUP GRUPO	30X30
Newstone vison peldaño	NATURAL	-	G-171
Newstone vison peldaño ángulo	NATURAL	-	G-187
Newstone vison gradone	NATURAL	-	G-499
Newstone vison gradone ángulo	NATURAL	-	G-559

RECTIFIED AND WITHOUT BEVEL EDGE FINISH PRODUCT / RECTIFICADO Y NO BISELADO
TILES WITH RANDOM SHADE AND ASPECT VARIATION / PRODUCTO CON ALTA VARIACIÓN CROMÁTICA Y DESTONIFICACIÓN EN COMPOSICIONES

11mm



Line serie 30x60
(29,75 x 59,55 cm - 11,71" x 23,45")
Line gris natural 30x60 G-1218

City serie 45x45
(44,63 x 44,63 cm - 17,57" x 17,57")
City gris natural 45x45 G-1218

Line lista 15x60
(14,74 x 59,55 cm - 5,80" x 23,45")
Line gris natural lista 15x60 G-85

Line lista 10x60
(9,74 x 59,55 cm - 3,84" x 23,45")
Line gris natural lista 10x60 G-83

Line lista 5x60
(4,75 x 59,55 cm - 1,87" x 23,45")
Line gris natural lista 5x60 G-81

ACCESORIES COMPLEMENTOS	FINISH ACABADO	GROUP GRUPO	30X60	45X45
Newstone gris peldaño	NATURAL	-	G-171	G-171
Newstone gris peldaño ángulo	NATURAL	-	G-187	G-187
Newstone gris gradone	NATURAL	-	G-499	G-499
Newstone gris gradone ángulo	NATURAL	-	G-559	G-559

RECTIFIED AND WITHOUT BEVEL EDGE FINISH PRODUCT / RECTIFICADO Y NO BISELADO
TILES WITH RANDOM SHADE AND ASPECT VARIATION / PRODUCTO CON ALTA VARIACIÓN CROMÁTICA Y DESTONIFICACIÓN EN COMPOSICIONES



Encaustic 2.0 & Encaustic collection

Encaustic 2.0 30x30
29,75x29,75 cm - 11.71"x11.71"

Encaustic 30x30
29,75x29,75 cm - 11.71"x11.71"



encaustic
Colour range / gama cromática

- BLUE MIX
- BEIGE
- GRAPHITE
- GREY
- BLACK

encaustic 2.0
Colour range / gama cromática


- CIRCLE
- CROSS
- COAL
- WHITE

NATURAL	DIN R10 <small>DIN 51130</small>	DCOF >0,42 <small>ANSI A 137.1-2012</small>	PTV > 24 <small>MODERATE SLIP POTENTIAL BS EN 13036-4</small>	CLASE 1 <small>UNE-ENV 12633</small>
LAPPATO	DIN R10 <small>DIN 51130</small>	DCOF >0,42 <small>ANSI A 137.1-2012</small>	PTV > 36 <small>MODERATE SLIP POTENTIAL BS EN 13036-4</small>	CLASE 2 <small>UNE-ENV 12633</small>

Test done in encaustic 2.0 white decor lappato 30x30. Average test result value on July 2017. Consult specific product test result value before supplying.
Prueba realizada sobre el producto encaustic 2.0 white decor lappato 30x30. Valor de media a fecha Julio de 2017. Consultar valor de un producto específico antes del suministro.

9 COLOURS COLORES	1 SIZES FORMATOS	2 FINISH ACABADO	NATURAL LAPPATO	11 mm
-------------------------	------------------------	------------------------	--------------------	-------

11mm



4 pzs

4 pzs



Encaustic 2.0 serie 30x30
(29,75 x 29,75 cm - 11.71" x 11.71")


Encaustic coal decor lappato 30x30 G-1314



product: Encaustic 2.0 coal decor lappato 30x30



11mm



4 pzs

4 pzs




Encaustic 2.0 serie 30x30
(29,75 x 29,75 cm - 11.71" x 11.71")

Encaustic white decor lappato 30x30 G-1314



product: Encaustic 2.0 white decor lappato 30x30

11mm



4 pzs

4 pzs

Encaustic 2.0 serie 30x30
(29,75 x 29,75 cm - 11.71" x 11.71")

Encaustic cross decor lappato 30x30 G-1314



product: Encaustic 2.0 cross decor lappato 30x30

11mm



Encaustic 2.0 serie 30x30
(29,75 x 29,75 cm - 11.71" x 11.71")


Encaustic circle decor lappato 30x30 G-1314



product: Encaustic 2.0 circle decor lappato 30x30

ENCAUSTIC BLUE MIX DECOR

11mm



4 pzs

4 pzs



Encaustic serie 30x30
(29,75 x 29,75 cm - 11.71" x 11.71")

Encaustic blue mix decor 30x30 G-1284



CAYO RESTAURANT - Oslo (Norway) architect: INTERIORPLAN

product: Encaustic blue mix decor 30x30

11mm



4 pzs

4 pzs



Encaustic serie 30x30
(29,75 x 29,75 cm - 11.71" x 11.71")

Encaustic beige decor 30x30


G-1284



product: Encaustic beige decor 30x30

ENCAUSTIC GRAPHITE DECOR

11mm



4 pzs

4 pzs



Encaustic serie 30x30
(29,75 x 29,75 cm - 11.71" x 11.71")

Encaustic graphite decor 30x30 G-1284



product: Encaustic graphite decor 30x30




Encaustic serie 30x30
(29,75 x 29,75 cm - 11.71" x 11.71")
Encaustic grey natural 30x30 G-1284

ACCESORIES COMPLEMENTOS		FINISH ACABADO	GROUP GRUPO 30x30
	Encaustic grey natural gradone	NATURAL	G-471
	Encaustic grey natural gradone ángulo	NATURAL	G-527



product: Encaustic grey natural 30x30



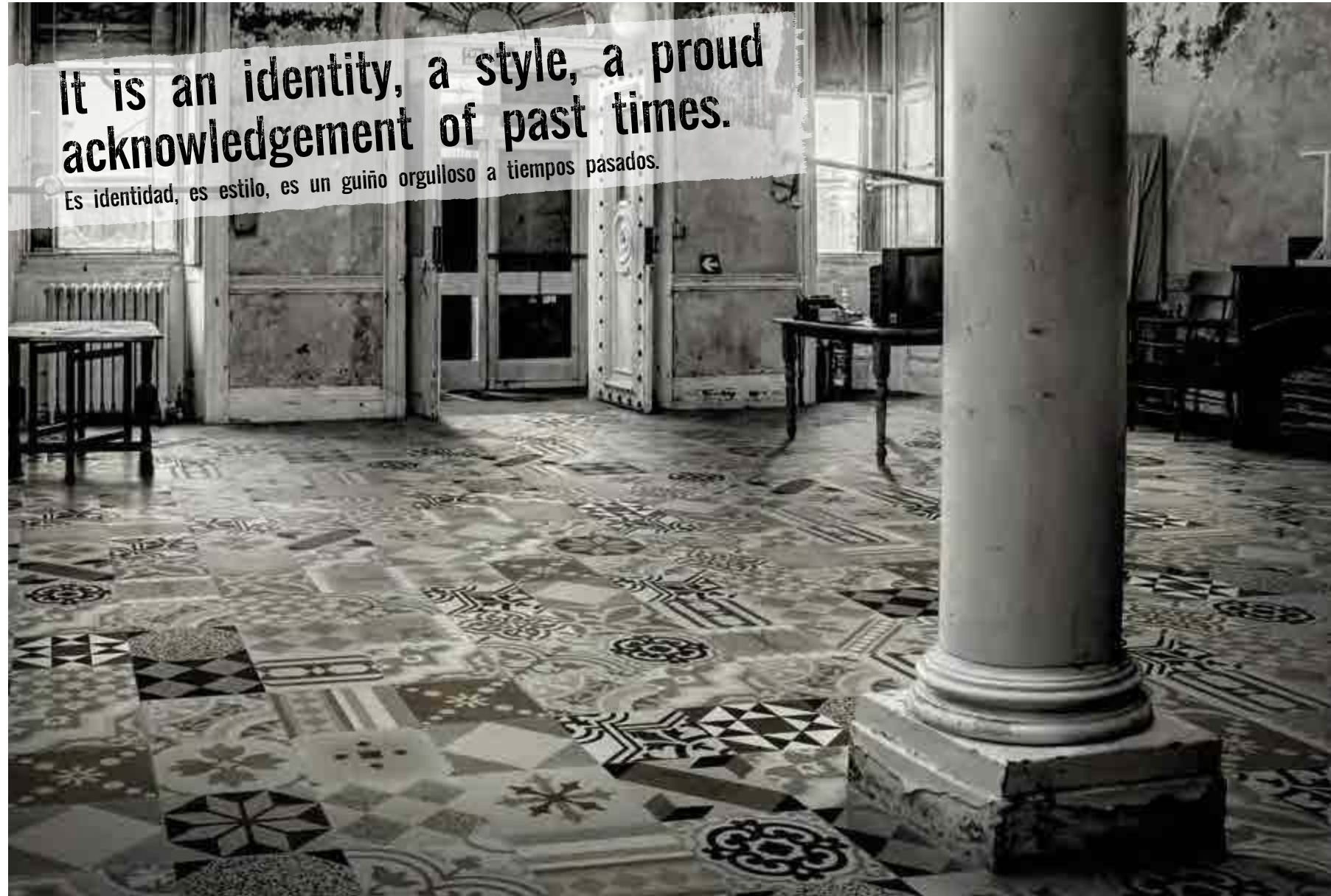


Encaustic serie 30x30
(29,75 x 29,75 cm - 11.71" x 11.71")
Encaustic black natural 30x30 G-1284

ACCESORIES COMPLEMENTOS		FINISH ACABADO	GROUP GRUPO 30x30
	Encaustic black natural gradone	NATURAL	G-471
	Encaustic black natural gradone ángulo	NATURAL	G-527



product: Encaustic black natural 30x30



It is an identity, a style, a proud acknowledgement of past times.
 Es identidad, es estilo, es un guiño orgulloso a tiempos pasados.

Hydraulic collection

Hydraulic 30x30
 29,75x29,75 cm - 11.71"x11.71"



Colour range / gama cromática

- PATCHWORK
- GREY
- BLACK
- BLUE

NATURAL	DIN R10	DCOF >0,42	PTV > 24 MODERATE SLIP POTENTIAL	CLASE 1
	DIN 91130	ANSI A 137.1-2012	BS EN 13036-4	UNE-ENV 12833

Test done in Hydraulic grey natural 30x30. Average test result value on January 2014. Consult specific product test result value before supplying.
 Prueba realizada sobre el producto Hydraulic grey natural 30x30. Valor de media a fecha Enero de 2014. Consultar valor de un producto específico antes del suministro.

4 COLOURS COLORES	1 SIZES FORMATOS	1 FINISH ACABADO	NATURAL	 11 mm
--------------------------------	-------------------------------	-------------------------------	---------	-----------

HYDRAULIC PATCHWORK

11mm



Hydraulic serie 30x30
(29.75 x 29.75 cm - 11.71" x 11.71")
Hydraulic patchwork natural 30x30 G-1284

HYDRAULIC PATCHWORK:
27 different aleatory patterns



product: Hydraulic patchwork natural 30x30 - 27 DIFFERENT ALEATORY PATTERNS



11mm



4 pzs

4 pzs



Hydraulic serie 30x30
(29,75 x 29,75 cm - 11.71" x 11.71")


Hydraulic grey natural 30x30

G-1284



product: Hydraulic grey natural 30x30





4 pzs

4 pzs



Hydraulic serie 30x30
(29,75 x 29,75 cm - 11.71" x 11.71")

Hydraulic black natural 30x30

G-1284



product: Hydraulic black natural 30x30

HYDRAULIC BLUE

11mm



Hydraulic serie 30x30
(29,75 x 29,75 cm - 11.71" x 11.71")
Hydraulic blue natural 30x30 G-1284



product: Hydraulic blue natural 30x30



A.mano collection

A.mano 30x30
29,75x29,75 cm - 11.71"x11.71"

A.mano 15x30
14,78x29,75 cm - 5.82"x11.71"

A.mano 7,5x30
7,29x29,75 cm - 2.87"x11.71"



Colour range / gama cromática

- BLACK
- GREY
- WHITE
- ROSSO





NATURAL	DIN R10	DCOF >0,42	PTV > 24 MODERATE SLIP POTENTIAL	CLASE 1
	<small>DIN 51130</small>	<small>ANSI A 137.1-2012</small>	<small>BS EN 13036-4</small>	<small>UNE-ENV 12633</small>








Test done in A.mano rosso decor 30x30. Average test result value on July 2016. Consult specific product test result value before supplying.
Prueba realizada sobre el producto A.mano rosso decor. Valor de media a fecha Julio de 2016. Consultar valor de un producto específico antes del suministro.

4 COLOURS COLORES	3 SIZES FORMATOS	2 FINISH ACABADO	NATURAL DECOR	11 mm
--------------------------------	-------------------------------	-------------------------------	------------------	--------------

11mm




	A.mano serie 30x30 (29,75 x 29,75 cm - 11.71" x 11.71")	
	A.mano black natural 30x30	G-1284
	A.mano serie 15x30 (14,73 x 29,75 cm - 5.79" x 11.71")	
	A.mano black natural 15x30	G-1470
	A.mano serie 7,5x30 (7,29 x 29,75 cm - 2.87" x 11.71")	
	A.mano black natural 7,5x30	G-1544
	A.mano serie 30x30 (29,75 x 29,75 cm - 11.71" x 11.71")	
	A.mano black natural mosaico 30x30	G-1654


	ACCESORIES COMPLEMENTOS		FINISH ACABADO		GROUP GRUPO
	A.mano black gradone		NATURAL / DECOR	G-471	
	A.mano black gradone ángulo		NATURAL / DECOR	G-527	

RECTIFIED AND WITHOUT BEVEL EDGE FINISH PRODUCT / RECTIFICADO Y NO BISELADO
TILES WITH RANDOM SHADE AND ASPECT VARIATION / PRODUCTO CON ALTA VARIACION CROMÁTICA Y DESTONIFICACION EN COMPOSICIONES

11mm







	A.mano serie 30x30 (29,75 x 29,75 cm - 11.71" x 11.71")	
	A.mano black decor 30x30	G-1284










product: A.mano black natural 30x30, black natural gradone 30x30

11mm




	A.mano serie 30x30 (29,75 x 29,75 cm - 11.71" x 11.71")	
	A.mano grey natural 30x30	G-1284
	A.mano serie 15x30 (14,78 x 29,75 cm - 5.82" x 11.71")	
	A.mano grey natural 15x30	G-1470
	A.mano serie 7,5x30 (7,29 x 29,75 cm - 2.87" x 11.71")	
	A.mano grey natural 7,5x30	G-1544
	A.mano serie 30x30 (29,75 x 29,75 cm - 11.71" x 11.71")	
	A.mano grey natural mosaico 30x30	G-1654

	ACCESORIES COMPLEMENTOS		FINISH ACABADO		GROUP GRUPO
	A.mano grey gradone		NATURAL / DECOR	G-471	
	A.mano grey gradone ángulo		NATURAL / DECOR	G-527	

RECTIFIED AND WITHOUT BEVEL EDGE FINISH PRODUCT / RECTIFICADO Y NO BISELADO
TILES WITH RANDOM SHADE AND ASPECT VARIATION / PRODUCTO CON ALTA VARIACION CROMÁTICA Y DESTONIFICACION EN COMPOSICIONES

11mm







	A.mano serie 30x30 (29,75 x 29,75 cm - 11.71" x 11.71")	
	A.mano grey decor 30x30	G-1284










product: A.mano grey decor 30x30

11mm




	A.mano serie 30x30 (29,75 x 29,75 cm - 11.71" x 11.71")	
	A.mano white natural 30x30	G-1284
	A.mano serie 15x30 (14,73 x 29,75 cm - 5.79" x 11.71")	
	A.mano white natural 15x30	G-1470
	A.mano serie 7,5x30 (7,29 x 29,75 cm - 2.87" x 11.71")	
	A.mano white natural 7,5x30	G-1544
	A.mano serie 30x30 (29,75 x 29,75 cm - 11.71" x 11.71")	
	A.mano white natural mosaico 30x30	G-1654

	ACCESORIES COMPLEMENTOS		
	A.mano black gradone		NATURAL / DECOR G-471
	A.mano black gradone ángulo		NATURAL / DECOR G-527

RECTIFIED AND WITHOUT BEVEL EDGE FINISH PRODUCT / RECTIFICADO Y NO BISELADO
TILES WITH RANDOM SHADE AND ASPECT VARIATION / PRODUCTO CON ALTA VARIACION CROMÁTICA Y DESTONIFICACION EN COMPOSICIONES

11mm



	A.mano serie 30x30 (29,75 x 29,75 cm - 11.71" x 11.71")	
	A.mano white decor 30x30	G-1284







product: A.mano white natural 30x30, black natural 30x30


11mm










11mm



	A.mano serie 30x30 (29,75 x 29,75 cm - 11.71" x 11.71")	
	A.mano rosso natural 30x30	G-1284
	A.mano serie 15x30 (14,73 x 29,75 cm - 5.79" x 11.71")	
	A.mano rosso natural 15x30	G-1470
	A.mano serie 7,5x30 (7,29 x 29,75 cm - 2.87" x 11.71")	
	A.mano rosso natural 7,5x30	G-1544
	A.mano serie 30x30 (29,75 x 29,75 cm - 11.71" x 11.71")	
	A.mano rosso natural mosaico 30x30	G-1654

	A.mano serie 30x30 (29,75 x 29,75 cm - 11.71" x 11.71")	
	A.mano rosso decor 30x30	G-1284

	ACCESORIES COMPLEMENTOS		FINISH ACABADO		GROUP GRUPO
	A.mano rosso gradone		NATURAL / DECOR	G-471	
	A.mano rosso gradone ángulo		NATURAL / DECOR	G-527	

RECTIFIED AND WITHOUT BEVEL EDGE FINISH PRODUCT / RECTIFICADO Y NO BISELADO
TILES WITH RANDOM SHADE AND ASPECT VARIATION / PRODUCTO CON ALTA VARIACION CROMÁTICA Y DESTONIFICACION EN COMPOSICIONES



product: A.mano rosso decor 30x30 & rosso decor gradone 30x30



Terrazzo collection

Terrazzo 30x30
29,75x29,75 cm - 11.71"x11.71"



Colour range / gama cromática

MOSS GREY
BLACK
WHITE
BROWN

NATURAL	DIN R10	DCOF >0,42	PTV > 24 MODERATE SLIP POTENTIAL	CLASE 1
	DIN 51130	ANSI A 137.1-2012	BS EN 13036-4	UNE-ENV 12633

Test done in Terrazzo brown decor 30x30. Average test result value on September 2014. Consult specific product test result value before supplying.
Prueba realizada sobre el producto Terrazzo brown decor 30x30. Valor de media a fecha de Septiembre de 2014. Consultar valor de un producto específico antes del suministro.

5 COLOURS COLORES	1 SIZES FORMATOS	1 FINISH ACABADO	NATURAL	 11 mm
--------------------------------	-------------------------------	-------------------------------	---------	-----------

11mm



Terrazzo serie 30x30
(29,75 x 29,75 cm - 11.71" x 11.71")
Terrazzo moss decor 30x30 G-1284

11mm




Terrazzo serie 30x30
(29,75 x 29,75 cm - 11.71" x 11.71")
Terrazzo moss natural 30x30 G-1284




product: Terrazzo moss decor & moss natural 30x30

11mm




Terrazzo serie 30x30
(29,75 x 29,75 cm - 11.71" x 11.71")
Terrazzo black decor 30x30 G-1284

11mm



Terrazzo serie 30x30
(29,75 x 29,75 cm - 11.71" x 11.71")
Terrazzo black natural 30x30 G-1284



TEATRO CAFE - Bergen (Norway)

product: Terrazzo black decor 30x30

11mm



Terrazzo serie 30x30
(29,75 x 29,75 cm - 11.71" x 11.71")
Terrazzo brown decor 30x30 G-1284

11mm



Terrazzo serie 30x30
(29,75 x 29,75 cm - 11.71" x 11.71")
Terrazzo brown natural 30x30 G-1284



product: Terrazzo brown decor 30x30

TERRAZO GREY DECOR

11mm



Terrazzo serie 30x30
(29,75 x 29,75 cm - 11.71" x 11.71")
Terrazzo grey decor 30x30 G-1284

TERRAZO WHITE NATURAL

11mm



Terrazzo serie 30x30
(29,75 x 29,75 cm - 11.71" x 11.71")
Terrazzo white natural 30x30 G-1284



product: Terrazzo grey decor 30x30 - Nanoterratec white natural 90x90



colour range / gama cromática

WHITE
GREY
BLACK
BEIGE

Terratec & Nanoterratec 7.0 collection

Terratec 60x60

59,55 x 59,55 cm - 23.44" x 23.44"

Nanoterratec 7.0 90x90

89,46 x 89,46 cm - 35.22" x 35.22"

NATURAL	DIN R10 DIN 51130	DCOF > 0,42 ANSI A137.1 S-9.6.1	PTV > 24 MODERATE SLIP POTENTIAL BS 7976-2	CLASE 1 UNE-ENV 12633
LAPPATO	DIN R10 DIN 51130	DCOF > 0,42 ANSI A137.1 S-9.6.1	PTV > 24 MODERATE SLIP POTENTIAL BS 7976-2	CLASE 3 UNE-ENV 12633



DIN 51130 - Test done in Nanoterratec 7.0 black natural 45x90 & lappato 45x90. Average test result value on September 2014. Consult specific product test result value before supplying.

DIN 51130 - Prueba realizada sobre el producto Nanoterratec black natural 45x90 y lappato 45x90. Valor de media a fecha de Marzo de 2016. Consultar valor de un producto específico antes del suministro.

DIN 51097 - Test done in Nanoterratec 7.0 black natural 45x90 & lappato 45x90. Average test result value on September 2014. Consult specific product test result value before supplying.

DIN 51097 - Prueba realizada sobre el producto Nanoterratec black natural 45x90 y lappato 45x90. Valor de media a fecha de Marzo de 2016. Consultar valor de un producto específico antes del suministro.

ANSI A137.1 S-9.6.1 - Test done in Nanoterratec 7.0 black natural 45x90 & lappato 45x90. Average test result value on September 2014. Consult specific product test result value before supplying.

ANSI A137.1 S-9.6.1 - Prueba realizada sobre el producto Nanoterratec black natural/lappato 45x90. Valor de media a fecha de Marzo de 2016. Consultar valor de un producto específico antes del suministro.

BS EN 7976-2 - Test done in Nanoterratec 7.0 black natural 45x90 & lappato 45x90. Average test result value on September 2014. Consult specific product test result value before supplying.

BS EN 7976-2 - Prueba realizada sobre el producto Nanoterratec black natural 45x90 y lappato 45x90. Valor de media a fecha de Marzo de 2016. Consultar valor de un producto específico antes del suministro.

UNE-ENV 12633 - Test done in Nanoterratec 7.0 black natural 45x90 & lappato 45x90. Average test result value on September 2014. Consult specific product test result value before supplying.

UNE-ENV 12633 - Prueba realizada sobre el producto Nanoterratec black natural 45x90 y lappato 45x90. Valor de media a fecha de Marzo de 2016. Consultar valor de un producto específico antes del suministro.

Test done in Terratec black natural 60x60. Average test result value on September 2014. Consult specific product test result value before supplying.

Prueba realizada sobre el producto Terratec black lappato 60x60. Valor de media a fecha de Septiembre de 2014. Consultar valor de un producto específico antes del suministro.



TERRATEC

2 COLOURS COLORES	1 SIZES FORMATOS	2 FINISH ACABADO	NATURAL LAPPATO	 11 mm
--------------------------------	-------------------------------	-------------------------------	--------------------	------------------------------------------------------------------------------------------------

NANOTERRATEC


3 COLOURS COLORES	1 SIZES FORMATOS	2 FINISH ACABADO	NATURAL LAPPATO	 7 mm
--------------------------------	-------------------------------	-------------------------------	--------------------	-----------------------------------------------------------------------------------------------

7mm



Nanoterratec 7.0 serie 90x90 7mm
(89,46 x 89,46 cm - 35.22" x 35.22")

Nanoterratec 7.0 white natural 90x90 G-1486
Nanoterratec 7.0 white lappato 90x90 G-1506



Nanoterratec 7.0 rodaple 7,5x90 7mm
(7,3 x 89,46 cm - 2.87" x 35.22")

Nanoterratec 7.0 white natural rodaplé 7,5x90 G-139



Nanoterratec 7.0 lista 7,5x90 7mm
(7,3 x 89,46 cm - 2.87" x 35.22")

Nanoterratec 7.0 white natural lista 7,5x90 G-119
Nanoterratec 7.0 white lappato lista 7,5x90 G-125

ACCESORIES COMPLEMENTOS		FINISH ACABADO	GROUP GRUPO
	Nanoterratec white peldaño	NATURAL LAPPATO	G-559 G-570
	Nanoterratec white peldaño ángulo	NATURAL LAPPATO	G-570 G-583
	Nanoterratec white gradone	NATURAL LAPPATO	G-779 G-779
	Nanoterratec white gradone ángulo	NATURAL LAPPATO	G-829 G-829

RECTIFIED AND WITHOUT BEVEL EDGE FINISH PRODUCT / RECTIFICADO Y NO BISELADO
TILES WITH RANDOM SHADE AND ASPECT VARIATION / PRODUCTO CON ALTA VARIACIÓN CROMÁTICA Y DESTONIFICACIÓN EN COMPOSICIONES



product: Nanoterratec white lappato 90X90

11mm

7mm



Nanoterratec 7.0 serie 90x90 7mm
(89,46 x 89,46 cm - 35.22" x 35.22")

Nanoterratec 7.0 grey natural 90x90 G-1466



Terratec serie 60x60 11mm
(59,55 x 59,55 cm - 23.45" x 23.45")

Terratec grey lappato 60x60 G-1368



Nanoterratec 7.0 rodapie 7,5x90 7mm
(7,3 x 89,46 cm - 2.87" x 35.22")

Nanoterratec 7.0 grey natural rodapie 7,5x90 G-131



Nanoterratec 7.0 lista 7,5x90 7mm
(7,3 x 89,46 cm - 2.87" x 35.22")

Nanoterratec 7.0 grey natural lista 7,5x90 G-115



Terratec lista 7,5x60 11mm
(7,3 x 59,55 cm - 2.87" x 23.45")

Terratec grey lappato lista 7,5x60 G-99


ACCESORIES COMPLEMENTOS		FINISH ACABADO		GROUP GRUPO				
		90X90		60X60				
	Nanoterratec grey peldaño		NATURAL LAPPATO	G-543	Terratec grey peldaño	NATURAL LAPPATO	-	281
	Nanoterratec grey peldaño ángulo		NATURAL LAPPATO	G-559	Terratec grey peldaño ángulo	NATURAL LAPPATO	-	299
	Nanoterratec grey gradone		NATURAL LAPPATO	G-779	Terratec grey gradone	NATURAL LAPPATO	-	585
	Nanoterratec grey gradone ángulo		NATURAL LAPPATO	G-829	Terratec grey gradone ángulo	NATURAL LAPPATO	-	633

RECTIFIED AND WITHOUT BEVEL EDGE FINISH PRODUCT / RECTIFICADO Y NO BISELADO
TILES WITH RANDOM SHADE AND ASPECT VARIATION / PRODUCTO CON ALTA VARIACIÓN CROMÁTICA Y DESTONIFICACIÓN EN COMPOSICIONES



product: Nanoterratec 7.0 grey natural 90x90

7mm




Nanoterratec 7.0 serie 90x90 7mm
(89,46 x 89,46 cm - 35.22" x 35.22")

Nanoterratec 7.0 black natural 90x90 G-1466



Nanoterratec 7.0 rodapie 7,5x90 7mm
(7,3 x 89,46 cm - 2.87" x 35.22")

Nanoterratec 7.0 black natural rodapié 7,5x90 G-131



Nanoterratec 7.0 lista 7,5x90 7mm
(7,3 x 89,46 cm - 2.87" x 35.22")

Nanoterratec 7.0 black natural lista 7,5x90 G-115


ACCESORIES COMPLEMENTOS		FINISH ACABADO		GROUP GRUPO	
	Nanoterratec black peldaño	, 9.8 mm."/>	NATURAL	G-543	90X90
	Nanoterratec black peldaño ángulo	, 9.8 mm."/>	NATURAL	G-559	
	Nanoterratec black gradone	, 30 mm."/>	NATURAL	G-779	
	Nanoterratec black gradone ángulo	, 30 mm."/>	NATURAL	G-829	

RECTIFIED AND WITHOUT BEVEL EDGE FINISH PRODUCT / RECTIFICADO Y NO BISELADO
TILES WITH RANDOM SHADE AND ASPECT VARIATION / PRODUCTO CON ALTA VARIACIÓN CROMÁTICA Y DESTONIFICACIÓN EN COMPOSICIONES



product: Nanoterratec 7.0 black natural 90x90 / Terratec white natural 60x60

11mm



Terratec serie 60x60 11mm
(59,55 x 59,55 cm - 23.45" x 23.45")


Terratec beige natural 60x60 G-1330

Terratec rodapie 7,5x60 11mm
(7,3 x 59,55 cm - 2.87" x 23.45")

Terratec beige natural rodapié 7,5x60 G-103

Terratec lista 7,5x60 11mm
(7,3 x 59,55 cm - 2.87" x 23.45")

Terratec beige natural lista 7,5x60 G-97



Terratec serie mosaico 11mm
(29,75 x 29,75 cm - 11.71" x 11.71")

Terratec beige mosaico 5x5 G-1732

ACCESORIES COMPLEMENTOS		FINISH ACABADO		GROUP GRUPO	
	Terratec beige peldaño	, 9.8 mm."/>	NATURAL	G-265	60X60
	Terratec beige peldaño ángulo	, 9.8 mm."/>	NATURAL	G-281	60X60
	Terratec beige gradone	, 30 mm."/>	NATURAL	G-585	60X60
	Terratec beige gradone ángulo	, 30 mm."/>	NATURAL	G-633	60X60

RECTIFIED AND WITHOUT BEVEL EDGE FINISH PRODUCT / RECTIFICADO Y NO BISELADO
TILES WITH RANDOM SHADE AND ASPECT VARIATION / PRODUCTO CON ALTA VARIACIÓN CROMÁTICA Y DESTONIFICACIÓN EN COMPOSICIONES



product: Terratec beige 60x60



Marble 7.0 collection

Marble 7.0 90x90
89,46 x 89,46 cm - 35.22" x 35.22"

Marble 7.0 60x120
59,55 x 119,3 cm - 23.45" x 46.97"

Marble 7.0 60x60
59,55 x 59,55 cm - 23,45" x 23,45"



colour range / gama cromática



- JOLIE
- CALACATTA
- AGATE
- PETRIFIED WOOD

NATURAL	DIN R10	PTV > 24 MODERATE SLIP POTENTIAL	CLASE 1
	DIN 51130	BS 7876-2	UNE-ENV 12633

BS 7876-2 - Test done in Marble jolie natural and Marble calacatta natural 90x90. Average test result value on July 2017. Consult specific product test result value before supplying.
 BS 7876-2 - Prueba realizada sobre el producto Marble jolie natural and Marble calacatta natural 90x90. Valor de media a fecha de julio 2017. Consultar valor de un producto específico antes del suministro.
 UNE-ENV 12633 - Test done in Marble jolie natural and Marble calacatta natural 90x90. Average test result value on July 2017. Consult specific product test result value before supplying.
 UNE-ENV 12633 - Prueba realizada sobre el producto Marble jolie natural and Marble calacatta natural 90x90. Valor de media a fecha de julio 2017. Consultar valor de un producto específico antes del suministro.


4 COLOURS COLORES	3 SIZES FORMATOS	2 FINISH ACABADO	POLISHED NATURAL	7 mm
--------------------------------	-------------------------------	-------------------------------	---------------------	-------------

7mm



Marble 7.0 serie 90x90
(89,46 x 89,46 cm - 35.22" x 35.22")




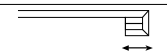
Marble 7.0 jolie polished 90x90 G-1442
Marble 7.0 jolie natural 90x90 G-1372



Marble 7.0 serie mosaico
(29,75 x 29,75 cm - 11.71" x 11.71")

Marble 7.0 jolie natural mosaico 5x5 G-1822




ACCESORIES COMPLEMENTOS	FINISH ACABADO	GROUP GRUPO
 Marble 7.0 jolie gradone	 ↑ 1.165 ±3% ↓ 29.6 mm ±3% 1.299 ±3% 33 mm ±3%	POLISHED G-779 NATURAL G-749
 Marble 7.0 jolie gradone ángulo	 ↑ 1.165 ±3% ↓ 29.6 mm ±3% 1.299 ±3% 33 mm ±3%	POLISHED G-829 NATURAL G-815

RECTIFIED AND WITHOUT BEVEL EDGE FINISH PRODUCT / RECTIFICADO Y NO BISELADO
TILES WITH RANDOM SHADE AND ASPECT VARIATION / PRODUCTO CON LIGERA VARIACIÓN CROMÁTICA Y DESTONIFICACIÓN EN COMPOSICIONES

product: Marble 7.0 jolie polished 90x90

7mm



Marble 7.0 serie 90x90
(89,46 x 89,46 cm - 35.22" x 35.22")

Marble 7.0 calacatta polished 90x90
Marble 7.0 calacatta natural 90x90

G-1442
G-1372



Marble 7.0 serie mosaico
(29,75 x 29,75 cm - 11.71" x 11.71")

Marble 7.0 calacatta natural mosaico 5x5

G-1822

ACCESORIES COMPLEMENTOS	FINISH ACABADO	GROUP GRUPO
<p>Marble 7.0 calacatta gradone</p>	<p>POLISHED</p> <p>NATURAL</p>	<p>G-779</p> <p>G-749</p>
<p>Marble 7.0 calacatta gradone ángulo</p>	<p>POLISHED</p> <p>NATURAL</p>	<p>G-829</p> <p>G-815</p>

RECTIFIED AND WITHOUT BEVEL EDGE FINISH PRODUCT / RECTIFICADO Y NO BISELADO
TILES WITH RANDOM SHADE AND ASPECT VARIATION / PRODUCTO CON LIGERA VARIACIÓN CROMÁTICA Y DESTONIFICACIÓN EN COMPOSICIONES



product: Marble 7.0 jolie & calacatta polished 90x90, calacatta natural 90x90 & polished mosaico listas



7mm



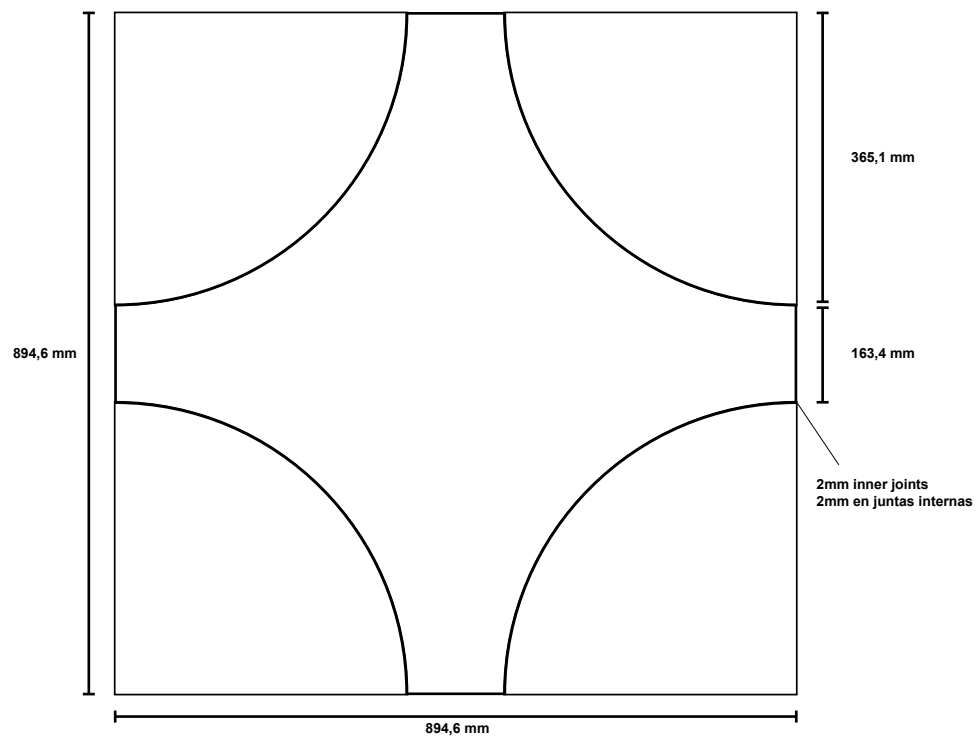
Marble 7.0 serie 90x90
(89,46 x 89,46 cm - 35,22" x 35,22")

Marble 7.0 jolie polished decor 90x90 G-1942



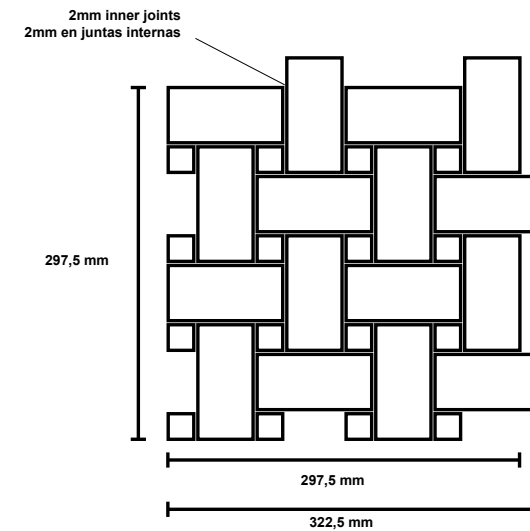
Marble 7.0 serie 90x90
(89,46 x 89,46 cm - 35,22" x 35,22")

Marble 7.0 calacatta polished decor 90x90 G-1942



Marble 7.0 serie mosaico
(29,75 x 29,75 cm - 11,71" x 11,71")

Marble 7.0 jolie polished mosaico mix G-1884



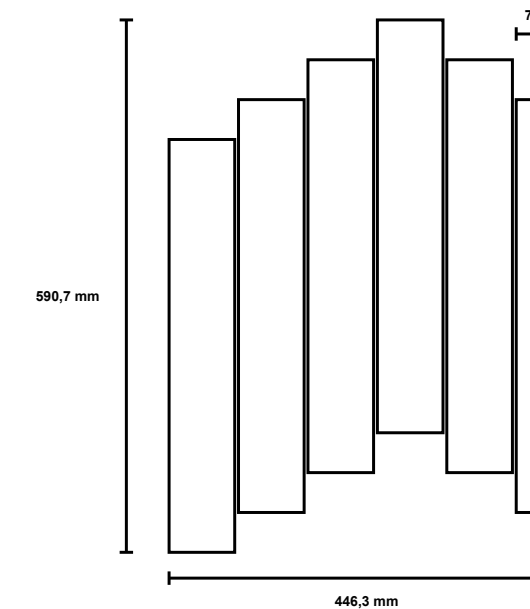
Marble 7.0 serie mosaico
(29,75 x 29,75 cm - 11,71" x 11,71")

Marble 7.0 calacatta polished mosaico mix G-1884




Marble 7.0 serie mosaico
(44,63 x 44,63 cm - 17,57" x 17,57")

Marble 7.0 polished mosaico listas G-1870





7mm



Marble 7.0 serie 90x90
(89,46 x 89,46 cm - 35.22" x 35.22")

Marble 7.0 agate polished 90x90

G-1442






7mm



Petrified Wood serie 60x120
(59,55 x 119,3 cm - 23,45" x 46,97")

Petrified wood polished 60x120 **G-1442**



Petrified Wood serie 60x60
(59,55 x 59,55 cm - 23,45" x 23,45")

Petrified wood polished 60x60 **G-1298**







Nanoessence 7.0 collection

Nanoessence 7.0 90x90
89,46 x 89,46 cm - 35.22" x 35.22"

Nanoessence 7.0 45x90
44,63 x 89,46 cm - 17.57" x 35.22"

Nanoessence 7.0 30x60
29,75 x 59,55 cm - 11.71" x 23.45"



colour range / gama cromática

- BLACK
- WHITE
- BEIGE
- BROWN

LAPPATO	DIN R10	DCOF > 0,42	CLASE 2
	DIN 51130	ANSI A137.1 S-9.6.1	UNE-ENV 12633

DIN 51130 - Test done in Nanoessence 7.0 beige lappato 45x90. Average test result value on August 2015. Consult specific product test result value before supplying.
 DIN 51130 - Prueba realizada sobre el producto Nanoessence 7.0 beige lappato 45x90. Valor de media a fecha de Agosto de 2015. Consultar valor de un producto específico antes del suministro.
 ANSI A137.1 S-9.6.1 - Test done in Nanoessence 7.0 beige lappato 45x90. Average test result value on December 2015. Consult specific product test result value before supplying.
 ANSI A137.1 S-9.6.1 - Prueba realizada sobre el producto Nanoessence 7.0 beige lappato 45x90. Valor de media a fecha de Diciembre de 2015. Consultar valor de un producto específico antes del suministro.

4 COLOURS COLORES	3 SIZES FORMATOS	1 FINISH ACABADO	LAPPATO	7 mm
-------------------------	------------------------	------------------------	---------	------

7mm



	Nanoessence 7.0 serie 90x90 (89,46 x 89,46 cm - 35.22" x 35.22")	
	Nanoessence 7.0 black lappato 90x90	G-1410
	Nanoessence 7.0 serie 45x90 (44,63 x 89,46 cm - 17.57" x 35.22")	
	Nanoessence 7.0 black lappato 45x90	G-1250
	Nanoessence 7.0 serie 30x60 (29,75 x 59,55 cm - 11.71" x 23.45")	
	Nanoessence 7.0 black lappato 30x60	G-1232
	Nanoessence 7.0 serie 10x60 (9,77 x 48,37 cm - 3.84" x 19.04")	
	Nanoessence 7.0 black lappato chevron 7x60	G-1654
	Nanoessence 7.0 lista 10x60 (9,74 x 59,55 cm - 3.83" x 23.45")	
	Nanoessence 7.0 black lappato lista 10x60	G-1426
	Nanoessence 7.0 lista 7,5x60 (7,3 x 59,55 cm - 2.87" x 23.45")	
	Nanoessence 7.0 black lappato lista 7,5x60	G-89
	Nanoessence 7.0 lista 7x90 (7,3 x 89,46 cm - 2.87" x 35.22")	
	Nanoessence 7.0 black lappato lista 7,5x90	G-109
	Nanoessence 7.0 serie rodapié-90 (7,27 x 89,46 cm - 2.87" x 35.22")	
	Nanoessence 7.0 black lappato rodapié 7,5x90	G-125
	Nanoessence 7.0 serie rodapié-60 (7,27 x 59,55 cm - 2.87" x 23.45")	
	Nanoessence 7.0 black lappato rodapié 7,5x60	G-91





Nanoessence 7.0 serie mosaico
(29,75 x 29,75 cm - 11.71" x 11.71")
Nanoessence 7.0 black lappato mosaico 2,5x2,5 **G-1708**



	ACCESORIES COMPLEMENTOS		FINISH ACABADO		GROUP GRUPO	30x60	45x90	90x90
	Nanoessence 7.0 black peldaño		LAPPATO			G-163	G-303	G-559
	Nanoessence 7.0 black peldaño ángulo		LAPPATO			G-179	G-315	G-570
	Nanoessence 7.0 black gradone		LAPPATO			G-499	G-603	G-779
	Nanoessence 7.0 black gradone ángulo		LAPPATO			G-559	G-623	G-829

7mm



Nanoessence 7.0 serie 90x90
(89,46 x 89,46 cm - 35.22" x 35.22")

Nanoessence 7.0 white lappato 90x90 G-1410



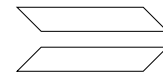
Nanoessence 7.0 serie 45x90
(44,63 x 89,46 cm - 17.57" x 35.22")

Nanoessence 7.0 white lappato 45x90 G-1250




Nanoessence 7.0 serie 30x60
(29,75 x 59,55 cm - 11.71" x 23.45")

Nanoessence 7.0 white lappato 30x60 G-1232




Nanoessence 7.0 serie 10x60
(9,77 x 48,37 cm - 3.84" x 19.04")

Nanoessence 7.0 white lappato chevron 7x60 G-1654




Nanoessence 7.0 lista 10x60
(9,74 x 59,55 cm - 3.83" x 23.45")

Nanoessence 7.0 white lappato lista 10x60 G-1426



Nanoessence 7.0 lista 7.5x60
(7,3 x 59,55 cm - 2.87" x 23.45")

Nanoessence 7.0 white lappato lista 7,5x60 G-89




Nanoessence 7.0 lista 7x90
(7,3 x 89,46 cm - 2.87" x 35.22")

Nanoessence 7.0 white lappato lista 7,5x90 G-109




Nanoessence 7.0 serie rodapié-90
(7,27 x 89,46 cm - 2.87" x 35.22")

Nanoessence 7.0 white lappato rodapié 7,5x90 G-125



Nanoessence 7.0 serie rodapié-60
(7,27 x 59,55 cm - 2.87" x 23.45")

Nanoessence 7.0 white lappato rodapié 7,5x60 G-91




Nanoessence 7.0 serie mosaico
(29,75 x 29,75 cm - 11.71" x 11.71")

Nanoessence 7.0 white lappato mosaico 2,5x2,5 G-1708



ACCESORIES COMPLEMENTOS	FINISH ACABADO	GROUP	GROUP		
			30x60	45x90	90x90
Nanoessence 7.0 white peldaño	LAPPATO	G-163	G-303	G-559	
Nanoessence 7.0 white peldaño ángulo	LAPPATO	G-179	G-315	G-570	
Nanoessence 7.0 white gradone	LAPPATO	G-499	G-603	G-779	
Nanoessence 7.0 white gradone ángulo	LAPPATO	G-559	G-623	G-829	

7mm



Nanoessence 7.0 serie 90x90
(89,46 x 89,46 cm - 35.22" x 35.22")

Nanoessence 7.0 beige lappato 90x90 G-1410




Nanoessence 7.0 serie 45x90
(44,63 x 89,46 cm - 17.57" x 35.22")

Nanoessence 7.0 beige lappato 45x90 G-1250




Nanoessence 7.0 serie 30x60
(29,75 x 59,55 cm - 11.71" x 23.45")

Nanoessence 7.0 beige lappato 30x60 G-1232



Nanoessence 7.0 serie 10x60
(9,77 x 48,37 cm - 3.84" x 19.04")

Nanoessence 7.0 beige lappato chevron 7x60 G-1654




Nanoessence 7.0 lista 10x60
(9,74 x 59,55 cm - 3.83" x 23.45")

Nanoessence 7.0 beige lappato lista 10x60 G-1426




Nanoessence 7.0 lista 7.5x60
(7,3 x 59,55 cm - 2.87" x 23.45")

Nanoessence 7.0 beige lappato lista 7,5x60 G-89




Nanoessence 7.0 lista 7x90
(7,3 x 89,46 cm - 2.87" x 35.22")

Nanoessence 7.0 beige lappato lista 7,5x90 G-109




Nanoessence 7.0 serie rodapié-90
(7,27 x 89,46 cm - 2.87" x 35.22")

Nanoessence 7.0 beige lappato rodapié 7,5x90 G-125



Nanoessence 7.0 serie rodapié-60
(7,27 x 59,55 cm - 2.87" x 23.45")

Nanoessence 7.0 beige lappato rodapié 7,5x60 G-91




Nanoessence 7.0 serie mosaico
(29,75 x 29,75 cm - 11.71" x 11.71")

Nanoessence 7.0 beige lappato mosaico 2,5x2,5 G-1708

ACCESORIES COMPLEMENTOS		FINISH ACABADO		GROUP GRUPO		
				30x60	45x90	90x90
	Nanoessence 7.0 beige peldaño		LAPPATO	G-163	G-303	G-559
	Nanoessence 7.0 beige peldaño ángulo		LAPPATO	G-179	G-315	G-570
	Nanoessence 7.0 beige gradone		LAPPATO	G-499	G-603	G-779
	Nanoessence 7.0 beige gradone ángulo		LAPPATO	G-559	G-623	G-829


RECTIFIED AND WITHOUT BEVEL EDGE FINISH PRODUCT / RECTIFICADO Y NO BISELADO
TILES WITH RANDOM SHADE AND ASPECT VARIATION / PRODUCTO CON LIGERA VARIACIÓN CROMÁTICA Y DESTONIFICACIÓN EN COMPOSICIONES



HOTEL GRAND LUXOR - BENIDORM (SPAIN) - arq. GRUPO SANTAMARIA.

product: Nanoessence 7.0 beige lappato 90x90 / Nanoessence 7.0 brown lappato 10x60

7mm



Nanoessence 7.0 serie 90x90
(89,46 x 89,46 cm - 35.22" x 35.22")

Nanoessence 7.0 brown lappato 90x90 G-1410




Nanoessence 7.0 serie 45x90
(44,63 x 89,46 cm - 17.57" x 35.22")

Nanoessence 7.0 brown lappato 45x90 G-1250




Nanoessence 7.0 serie 30x60
(29,75 x 59,55 cm - 11.71" x 23.45")

Nanoessence 7.0 brown lappato 30x60 G-1232




Nanoessence 7.0 serie 10x60
(9,77 x 48,37 cm - 3.84" x 19.04")

Nanoessence 7.0 brown lappato chevron 7x60 G-1654




Nanoessence 7.0 lista 10x60
(9,74 x 59,55 cm - 3.83" x 23.45")

Nanoessence 7.0 brown lappato lista 10x60 G-1426



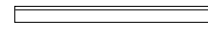
Nanoessence 7.0 lista 7,5x60
(7,3 x 59,55 cm - 2.87" x 23.45")

Nanoessence 7.0 brown lappato lista 7,5x60 G-89




Nanoessence 7.0 lista 7x90
(7,3 x 89,46 cm - 2.87" x 35.22")

Nanoessence 7.0 brown lappato lista 7,5x90 G-109




Nanoessence 7.0 serie rodapié-90
(7,27 x 89,46 cm - 2.87" x 35.22")

Nanoessence 7.0 brown lappato rodapié 7,5x90 G-125



Nanoessence 7.0 serie rodapié-60
(7,27 x 59,55 cm - 2.87" x 23.45")

Nanoessence 7.0 brown lappato rodapié 7,5x60 G-91



Nanoessence 7.0 serie mosaico
(29,75 x 29,75 cm - 11.71" x 11.71")

Nanoessence 7.0 brown lappato mosaico 2,5x2,5 G-1708

ACCESORIES COMPLEMENTOS	FINISH ACABADO	GROUP GRUPO	30x60	45x90	90x90
Nanoessence 7.0 brown peldaño	LAPPATO	G-163 G-303 G-559			
Nanoessence 7.0 brown peldaño ángulo	LAPPATO	G-179 G-315 G-570			
Nanoessence 7.0 brown gradone	LAPPATO	G-499 G-603 G-779			
Nanoessence 7.0 brown gradone ángulo	LAPPATO	G-559 G-623 G-829			

RECTIFIED AND WITHOUT BEVEL EDGE FINISH PRODUCT / RECTIFICADO Y NO BISELADO
TILES WITH RANDOM SHADE AND ASPECT VARIATION / PRODUCTO CON LIGERA VARIACIÓN CROMÁTICA Y DESTONIFICACIÓN EN COMPOSICIONES



product: Nanoessence 7.0 brown lappato 90x90

7mm



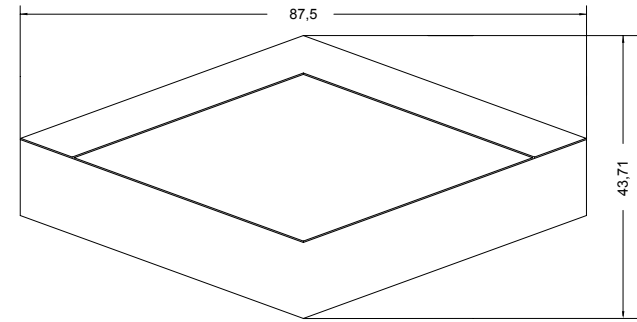
Nanoessence 7.0 serie decor
(27,82 x 87,5 cm - 10,95° x 34,44°)

Nanoessence 7.0 beige lappato diamond decor G-1942



Nanoessence 7.0 serie decor
(27,82 x 87,5 cm - 10,95° x 34,44°)

Nanoessence 7.0 black lappato diamond decor G-1942



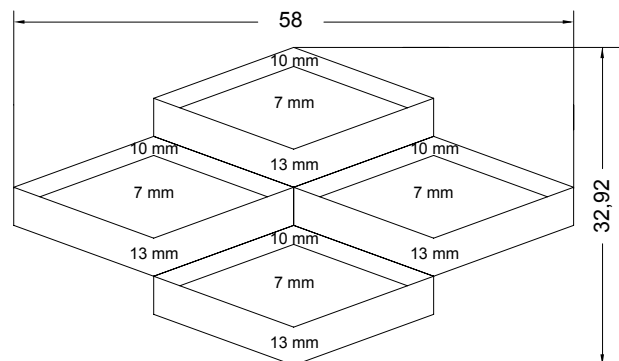
Nanoessence 7.0 serie mosaico brick
(18,44 x 58 cm - 7,25° x 22,83°)


Nanoessence 7.0 beige lappato mosaico brick G-1980



Nanoessence 7.0 serie mosaico brick
(18,44 x 58 cm - 7,25° x 22,83°)

Nanoessence 7.0 black lappato mosaico brick G-1980





SIMPLICITY IS
THE ULTIMATE
SOPHISTICATION.

LEONARDO DA VINCI

colour range / gama cromática

BLACK
ANTHRACITE
WHITE
BEIGE
GREY

Nanoconcept 7.0 collection

Nanoconcept 7.0 90x90

89,46 x 89,46 cm - 35.22" x 35.22"

Nanoconcept 7.0 45x90

44,63 x 89,46 cm - 17.57" x 35.22"

Nanoconcept 7.0 30x60

29,75 x 59,55 cm - 11.71" x 23.45"

Nanoconcept 7.0 15x90

14,77 x 89,46 cm - 5.80" x 35.22"

Nanoconcept 7.0 7,5X45

7,30 x 44,63 cm - 2.87" x 17.57"

Nanoconcept 7.0 chevron 15x90

14,77 x 73,71 cm - 5.80" x 29.02"

Nanoconcept 7.0 chevron 7,5x45

7,30 x 36,33 cm - 2.85" x 14.30"

Concept solid 2cm 50x100

49,75 cm x 99,55 cm - 19.59" x 39.19"

NATURAL RIGATO INCROCIATO	DIN R10 DIN 51130	CLASS C DIN 51097	DCOF > 0,42 ANSI A137.1 S-9.6.1	PTV > 36 LOW SLIP POTENTIAL BS EN 13036-4	CLASE 1 UNE-ENV 12633
SOLID 2CM	DIN R11 DIN 51130	CLASS C DIN 51097	DCOF > 0,42 ANSI A137.1 S-9.6.1	PTV > 36 LOW SLIP POTENTIAL BS EN 13036-4	CLASE 1 UNE-ENV 12633

DIN 51130 - Test done in Nanoconcept 7.0 grey natural 45x90. Average test result value on March 2016. Consult specific product test result value before supplying.
DIN 51097 - Prueba realizada sobre el producto Nanoconcept 7.0 grey natural 45x90. Valor de media a fecha de Marzo de 2016. Consultar valor de un producto específico antes del suministro.
DIN 51097 - Test done in Nanoconcept 7.0 grey natural 45x90. Average test result value on March 2016. Consult specific product test result value before supplying.
DIN 51097 - Prueba realizada sobre el producto Nanoconcept 7.0 grey natural 45x90. Valor de media a fecha de Marzo de 2016. Consultar valor de un producto específico antes del suministro.
ANSI A137.1 S-9.6.1 - Test done in Nanoconcept 7.0 grey natural 45x90. Average test result value on March 2016. Consult specific product test result value before supplying.
ANSI A137.1 S-9.6.1 - Prueba realizada sobre el producto Nanoconcept 7.0 grey natural 45x90. Valor de media a fecha de Marzo de 2016. Consultar valor de un producto específico antes del suministro.
BS EN 13036-4 - Test done in Nanoconcept 7.0 grey natural 45x90. Average test result value on March 2016. Consult specific product test result value before supplying.
BS EN 13036-4 - Prueba realizada sobre el producto Nanoconcept 7.0 grey natural 45x90. Valor de media a fecha de Marzo de 2016. Consultar valor de un producto específico antes del suministro.
UNE-ENV 12633 - Test done in Nanoconcept 7.0 grey natural 45x90. Average test result value on March 2016. Consult specific product test result value before supplying.
UNE-ENV 12633 - Prueba realizada sobre el producto Nanoconcept 7.0 grey natural 45x90. Valor de media a fecha de Marzo de 2016. Consultar valor de un producto específico antes del suministro.




5 COLOURS COLORES	7 SIZES FORMATOS	3 FINISH ACABADO	NATURAL RIGATO INCROCIATO	 7 mm
3 COLOURS COLORES	1 SIZES FORMATOS	1 FINISH ACABADO	SOLID	 20 mm

7mm



	Nanoconcept 7.0 serie 90x90 (89,46 x 89,46 cm - 35,22" x 35,22")	
	Nanoconcept 7.0 black natural 90x90	G-1372
	Nanoconcept 7.0 serie 45x90 (44,63 x 89,46 cm - 17,57" x 35,22")	
	Nanoconcept 7.0 black natural 45x90	G-1250
	Nanoconcept 7.0 serie 30x60 (29,75 x 59,55 cm - 11,71" x 23,45")	
	Nanoconcept 7.0 black natural 30x60	G-1232
	Nanoconcept 7.0 serie 15x90 (14,77 x 89,46 cm - 5,80" x 35,22")	
	Nanoconcept 7.0 black natural lista 15x90	G-1362
	Nanoconcept 7.0 serie 7,5x45 (7,30 x 44,63 cm - 2,87" x 17,57")	
	Nanoconcept 7.0 black natural lista 7,5x45	G-1506
	Nanoconcept 7.0 serie 15x90 (14,77 x 73,71 cm - 5,80" x 29,02")	
	Nanoconcept 7.0 black natural chevron 15x90	G-1598
	Nanoconcept 7.0 serie 7,5x45 (7,30 x 36,33 cm - 2,85" x 14,30")	
	Nanoconcept 7.0 black natural chevron 7,5x45	G-1732
	Nanoconcept 7.0 serie rodapié-90 (7,30 x 89,46 cm - 2,87" x 35,22")	
	Nanoconcept 7.0 black natural rodapié 7,5x90	G-125



Nanoconcept 7.0 serie mosaico
(29,75 x 29,75 cm - 11,71" x 11,71")
Nanoconcept 7.0 black natural mosaico 5x5 **G-1638**


ACCESORIES COMPLEMENTOS	FINISH ACABADO	45x90	90x90
Nanoconcept 7.0 black peldaño	NATURAL	G-303	G-559
Nanoconcept 7.0 black peldaño ángulo	NATURAL	G-315	G-570
Nanoconcept 7.0 black gradone	NATURAL	G-603	G-779
Nanoconcept 7.0 black gradone ángulo	NATURAL	G-623	G-829

RECTIFIED AND WITHOUT BEVEL EDGE FINISH PRODUCT / RECTIFICADO Y NO BISELADO
TILES WITH MODERATE SHADE AND ASPECT VARIATION / PRODUCTO CON LIGERA CROMÁTICA Y DESTONIFICACIÓN EN COMPOSICIONES



product: Nanoconcept 7.0 black natural 45x90

7mm



Nanoconcept 7.0 serie 45x90
(44,63 x 89,46 cm - 17,57" x 35,22")

Nanoconcept 7.0 black rigato 45x90 G-1250



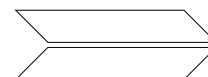
Nanoconcept 7.0 serie 15x90
(14,77 x 89,46 cm - 5,80" x 35,22")

Nanoconcept 7.0 black rigato lista 15x90 G-1362



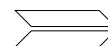
Nanoconcept 7.0 serie 7,5x45
(7,30 x 44,63 cm - 2,87" x 17,57")

Nanoconcept 7.0 black rigato lista 7,5x45 G-1506



Nanoconcept 7.0 serie 15x90
(14,77 x 73,71 cm - 5,80" x 29,02")

Nanoconcept 7.0 black rigato chevron 15x90 G-1598



Nanoconcept 7.0 serie 7,5x45
(7,30 x 36,33 cm - 2,85" x 14,30")

Nanoconcept 7.0 black rigato chevron 7,5x45 G-1732

ACCESORIES COMPLEMENTOS	FINISH ACABADO	GROUP GRUPO
Nanoconcept 7.0 black peldaño	RIGATO	G-303
Nanoconcept 7.0 black peldaño ángulo	RIGATO	G-315
Nanoconcept 7.0 black gradone	RIGATO	G-603
Nanoconcept 7.0 black gradone ángulo	RIGATO	G-623




product: Nanoconcept 7.0 black rigato chevron 7,5x45 / Nanoconcept 7.0 black rigato lista 15x90 / Nanoconcept 7.0 black natural 45x90 / Nanoconcept 7.0 black natural mosaico 5x5

7mm



Nanoconcept 7.0 serie 45x90
(44,63 x 89,46 cm - 17,57" x 35,22")

Nanoconcept 7.0 black incrociato 45x90 G-1250




Nanoconcept 7.0 serie 15x90
(14,77 x 89,46 cm - 5,80" x 35,22")

Nanoconcept 7.0 black incrociato lista 15x90 G-1362



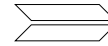
Nanoconcept 7.0 serie 7,5x45
(7,30 x 44,63 cm - 2,87" x 17,57")

Nanoconcept 7.0 black incrociato lista 7,5x45 G-1506



Nanoconcept 7.0 serie 15x90
(14,77 x 73,71 cm - 5,80" x 29,02")

Nanoconcept 7.0 black incrociato chevron 15x90 G-1598



Nanoconcept 7.0 serie 7,5x45
(7,30 x 36,33 cm - 2,85" x 14,30")

Nanoconcept 7.0 black incrociato chevron 7,5x45 G-1732

ACCESORIES COMPLEMENTOS	FINISH ACABADO	GROUP GRUPO
<p>Nanoconcept 7.0 black peldaño</p>	INCROCIATO	G-303
<p>Nanoconcept 7.0 black peldaño ángulo</p>	INCROCIATO	G-315
<p>Nanoconcept 7.0 black gradone</p>	INCROCIATO	G-603
<p>Nanoconcept 7.0 black gradone ángulo</p>	INCROCIATO	G-623

RECTIFIED AND WITHOUT BEVEL EDGE FINISH PRODUCT / RECTIFICADO Y NO BISELADO
TILES WITH MODERATE SHADE AND ASPECT VARIATION / PRODUCTO CON LIGERA CROMÁTICA Y DESTONIFICACIÓN EN COMPOSICIONES



product: Nanoconcept 7.0 black incrociato lista 15x90

7mm



	Nanoconcept 7.0 serie 90x90 (89,46 x 89,46 cm - 35.22" x 35.22")	
	Nanoconcept 7.0 anthracite natural 90x90	G-1372
	Nanoconcept 7.0 serie 45x90 (44,63 x 89,46 cm - 17.57" x 35.22")	
	Nanoconcept 7.0 anthracite natural 45x90	G-1250
	Nanoconcept 7.0 serie 30x60 (29,75 x 59,55 cm - 11.71" x 23.45")	
	Nanoconcept 7.0 anthracite natural 30x60	G-1232
	Nanoconcept 7.0 serie 15x90 (14,77 x 89,46 cm - 5.80" x 35.22")	
	Nanoconcept 7.0 anthracite natural lista 15x90	G-1362
	Nanoconcept 7.0 serie 7,5x45 (7,30 x 44,63 cm - 2.87" x 17.57")	
	Nanoconcept 7.0 anthracite natural lista 7,5x45	G-1506
	Nanoconcept 7.0 serie 15x90 (14,77 x 73,71 cm - 5.80" x 29.02")	
	Nanoconcept 7.0 anthracite natural chevron 15x90	G-1598
	Nanoconcept 7.0 serie 7,5x45 (7,30 x 36,33 cm - 2.85" x 14.30")	
	Nanoconcept 7.0 anthracite natural chevron 7,5x45	G-1732
	Nanoconcept 7.0 serie rodapié-90 (7,30 x 89,46 cm - 2.87" x 35.22")	
	Nanoconcept 7.0 anthracite natural rodapié 7,5x90	G-125
SOLID 2cm collection		
	Concept solid 2 cm serie 50x100 (49,75 x 99,55 cm - 19.59" x 39.19")	
	Concept anthracite solid 2cm 50x100	G-1258



Nanoconcept 7.0 serie mosaico
(29,75 x 29,75 cm - 11.71" x 11.71")
Nanoconcept 7.0 anthracite natural mosaico 5x5 G-1638




ACCESORIES COMPLEMENTOS	FINISH ACABADO	GROUP GRUPO
	45x90	90x90
	NATURAL	G-303 G-559
	NATURAL	G-315 G-570
	NATURAL	G-603 G-779
	NATURAL	G-623 G-829

7mm



Nanoconcept 7.0 serie 45x90
(44,63 x 89,46 cm - 17,57" x 35,22")

Nanoconcept 7.0 anthracite rigato 45x90 G-1250




Nanoconcept 7.0 serie 15x90
(14,77 x 89,46 cm - 5,80" x 35,22")

Nanoconcept 7.0 anthracite rigato lista 15x90 G-1362




Nanoconcept 7.0 serie 7,5x45
(7,30 x 44,63 cm - 2,87" x 17,57")

Nanoconcept 7.0 anthracite rigato lista 7,5x45 G-1506



Nanoconcept 7.0 serie 15x90
(14,77 x 73,71 cm - 5,80" x 29,02")

Nanoconcept 7.0 anthracite rigato chevron 15x90 G-1598



Nanoconcept 7.0 serie 7,5x45
(7,30 x 36,33 cm - 2,85" x 14,30")

Nanoconcept 7.0 anthracite rigato chevron 7,5x45 G-1732

ACCESORIES COMPLEMENTOS	FINISH ACABADO	GROUP GRUPO
Nanoconcept 7.0 anthracite peldaño	RIGATO	G-303
Nanoconcept 7.0 anthracite peldaño ángulo	RIGATO	G-315
Nanoconcept 7.0 anthracite gradone	RIGATO	G-603
Nanoconcept 7.0 anthracite gradone ángulo	RIGATO	G-623

RECTIFIED AND WITHOUT BEVEL EDGE FINISH PRODUCT / RECTIFICADO Y NO BISELADO
TILES WITH MODERATE SHADE AND ASPECT VARIATION / PRODUCTO CON LIGERA CROMÁTICA Y DESTONIFICACIÓN EN COMPOSICIONES



product: Nanoconcept 7.0 anthracite rigato 45x90 & Materia white flame 45x90

7mm



	Nanoconcept 7.0 serie 45x90 (44,63 x 89,46 cm - 17,57" x 35,22")	
	Nanoconcept 7.0 anthracite incrociato 45x90	G-1250
	Nanoconcept 7.0 serie 15x90 (14,77 x 89,46 cm - 5,80" x 35,22")	
	Nanoconcept 7.0 anthracite incrociato lista 15x90	G-1362
	Nanoconcept 7.0 serie 7,5x45 (7,30 x 44,63 cm - 2,87" x 17,57")	
	Nanoconcept 7.0 anthracite incrociato lista 7,5x45	G-1506
	Nanoconcept 7.0 serie 15x90 (14,77 x 73,71 cm - 5,80" x 29,02")	
	Nanoconcept 7.0 anthracite incrociato chevron 15x90	G-1598
	Nanoconcept 7.0 serie 7,5x45 (7,30 x 36,33 cm - 2,85" x 14,30")	
	Nanoconcept 7.0 anthracite incrociato chevron 7,5x45	G-1732


ACCESORIES COMPLEMENTOS	FINISH ACABADO	GROUP GRUPO
Nanoconcept 7.0 anthracite peldaño	INCROCIATO	45x90 G-303
Nanoconcept 7.0 anthracite peldaño ángulo	INCROCIATO	G-315
Nanoconcept 7.0 anthracite gradone	INCROCIATO	G-603
Nanoconcept 7.0 anthracite gradone ángulo	INCROCIATO	G-623

RECTIFIED AND WITHOUT BEVEL EDGE FINISH PRODUCT / RECTIFICADO Y NO BISELADO
TILES WITH MODERATE SHADE AND ASPECT VARIATION / PRODUCTO CON LIGERA CROMÁTICA Y DESTONIFICACIÓN EN COMPOSICIONES



product: Nanoconcept 7.0 anthracite incrociato 45x90

CONCEPT ANTHRACITE SOLID 2CM



7mm



	Nanoconcept 7.0 serie 90x90 (89,46 x 89,46 cm - 35.22" x 35.22")	
	Nanoconcept 7.0 grey natural 90x90	G-1372
	Nanoconcept 7.0 serie 45x90 (44,63 x 89,46 cm - 17.57" x 35.22")	
	Nanoconcept 7.0 grey natural 45x90	G-1250
	Nanoconcept 7.0 serie 30x60 (29,75 x 59,55 cm - 11.71" x 23.45")	
	Nanoconcept 7.0 grey natural 30x60	G-1232
	Nanoconcept 7.0 serie 15x90 (14,77 x 89,46 cm - 5.80" x 35.22")	
	Nanoconcept 7.0 grey natural lista 15x90	G-1362
	Nanoconcept 7.0 serie 7,5x45 (7,30 x 44,63 cm - 2.87" x 17.57")	
	Nanoconcept 7.0 grey natural lista 7,5x45	G-1506
	Nanoconcept 7.0 serie 15x90 (14,77 x 73,71 cm - 5.80" x 29.02")	
	Nanoconcept 7.0 grey natural chevron 15x90	G-1598
	Nanoconcept 7.0 serie 7,5x45 (7,30 x 36,33 cm - 2.85" x 14.30")	
	Nanoconcept 7.0 grey natural chevron 7,5x45	G-1732
	Nanoconcept 7.0 serie rodapié-90 (7,30 x 89,46 cm - 2.87" x 35.22")	
	Nanoconcept 7.0 grey natural rodapié 7,5x90	G-125
SOLID 2cm collection		
	Concept solid 2 cm serie 50x100 (49,75 x 99,55 cm - 19.59" x 39.19")	
	Concept grey solid 2cm 50x100	G-1258



Nanoconcept 7.0 serie mosaico
(29,75 x 29,75 cm - 11.71" x 11.71")
Nanoconcept 7.0 grey natural mosaico 5x5 **G-1638**




ACCESORIES COMPLEMENTOS		FINISH ACABADO	GROUP	
			45x90	90x90
	Nanoconcept 7.0 grey peldaño	 NATURAL	G-303	G-559
	Nanoconcept 7.0 grey peldaño ángulo	NATURAL	G-315	G-570
	Nanoconcept 7.0 grey gradone	NATURAL	G-603	G-779
	Nanoconcept 7.0 grey gradone ángulo	NATURAL	G-623	G-829

7mm



Nanoconcept 7.0 serie 45x90
(44,63 x 89,46 cm - 17,57" x 35,22")

Nanoconcept 7.0 grey rigato 45x90 **G-1250**




Nanoconcept 7.0 serie 15x90
(14,77 x 89,46 cm - 5,80" x 35,22")

Nanoconcept 7.0 grey rigato lista 15x90 **G-1362**




Nanoconcept 7.0 serie 7,5x45
(7,30 x 44,63 cm - 2,87" x 17,57")

Nanoconcept 7.0 grey rigato lista 7,5x45 **G-1506**



Nanoconcept 7.0 serie 15x90
(14,77 x 73,71 cm - 5,80" x 29,02")

Nanoconcept 7.0 grey rigato chevron 15x90 **G-1598**



Nanoconcept 7.0 serie 7,5x45
(7,30 x 36,33 cm - 2,85" x 14,30")

Nanoconcept 7.0 grey rigato chevron 7,5x45 **G-1732**

ACCESORIES COMPLEMENTOS		FINISH ACABADO		GROUP GRUPO	
	Nanoconcept 7.0 grey peldaño		RIGATO	45x90 G-303	
	Nanoconcept 7.0 grey peldaño ángulo		RIGATO	G-315	
	Nanoconcept 7.0 grey gradone		RIGATO	G-603	
	Nanoconcept 7.0 grey gradone ángulo		RIGATO	G-623	






RECTIFIED AND WITHOUT BEVEL EDGE FINISH PRODUCT / RECTIFICADO Y NO BISELADO
TILES WITH MODERATE SHADE AND ASPECT VARIATION / PRODUCTO CON LIGERA CROMÁTICA Y DESTONIFICACIÓN EN COMPOSICIONES














product: Nanoconcept 7.0 grey rigato 45x90

7mm



	Nanoconcept 7.0 serie 45x90 (44,63 x 89,46 cm - 17,57" x 35,22")	
	Nanoconcept 7.0 grey incrociato 45x90	G-1250
	Nanoconcept 7.0 serie 15x90 (14,77 x 89,46 cm - 5,80" x 35,22")	
	Nanoconcept 7.0 grey incrociato lista 15x90	G-1362
	Nanoconcept 7.0 serie 7,5x45 (7,30 x 44,63 cm - 2,87" x 17,57")	
	Nanoconcept 7.0 grey incrociato lista 7,5x45	G-1506
	Nanoconcept 7.0 serie 15x90 (14,77 x 73,71 cm - 5,80" x 29,02")	
	Nanoconcept 7.0 grey incrociato chevron 15x90	G-1598
	Nanoconcept 7.0 serie 7,5x45 (7,30 x 36,33 cm - 2,85" x 14,30")	
	Nanoconcept 7.0 grey incrociato chevron 7,5x45	G-1732

	ACCESORIES COMPLEMENTOS		FINISH ACABADO		GROUP GRUPO
	Nanoconcept 7.0 grey peldaño		INCROCIATO		G-303
	Nanoconcept 7.0 grey peldaño ángulo		INCROCIATO		G-315
	Nanoconcept 7.0 grey gradone		INCROCIATO		G-603
	Nanoconcept 7.0 grey gradone ángulo		INCROCIATO		G-623


RECTIFIED AND WITHOUT BEVEL EDGE FINISH PRODUCT / RECTIFICADO Y NO BISELADO
TILES WITH MODERATE SHADE AND ASPECT VARIATION / PRODUCTO CON LIGERA CROMÁTICA Y DESTONIFICACIÓN EN COMPOSICIONES



product: Nanoconcept 7.0 grey natural / rigato / incrociato 15x90 & Nanoconcept 7.0 black natural 45x90



7mm



Nanoconcept 7.0 serie 90x90
(89,46 x 89,46 cm - 35.22" x 35.22")

Nanoconcept 7.0 white natural 90x90 G-1372



Nanoconcept 7.0 serie 45x90
(44,63 x 89,46 cm - 17.57" x 35.22")

Nanoconcept 7.0 white natural 45x90 G-1250




Nanoconcept 7.0 serie 30x60
(29,75 x 59,55 cm - 11.71" x 23.45")

Nanoconcept 7.0 white natural 30x60 G-1232




Nanoconcept 7.0 serie 15x90
(14,77 x 89,46 cm - 5.80" x 35.22")

Nanoconcept 7.0 white natural lista 15x90 G-1362



Nanoconcept 7.0 serie 7,5x45
(7,30 x 44,63 cm - 2.87" x 17.57")

Nanoconcept 7.0 white natural lista 7,5x45 G-1506



Nanoconcept 7.0 serie 15x90
(14,77 x 73,71 cm - 5.80" x 29.02")

Nanoconcept 7.0 white natural chevron 15x90 G-1598



Nanoconcept 7.0 serie 7,5x45
(7,30 x 36,33 cm - 2.85" x 14.30")

Nanoconcept 7.0 white natural chevron 7,5x45 G-1732



Nanoconcept 7.0 serie rodapié-90
(7,30 x 89,46 cm - 2.87" x 35.22")

Nanoconcept 7.0 white natural rodapié 7,5x90 G-125



Nanoconcept 7.0 serie mosaico
(29,75 x 29,75 cm - 11.71" x 11.71")

Nanoconcept 7.0 white natural mosaico 5x5 G-1638

ACCESORIES COMPLEMENTOS		FINISH ACABADO		GROUP GRUPO	
		45x90		90x90	
	Nanoconcept 7.0 white peldaño		NATURAL	G-303	G-559
	Nanoconcept 7.0 white peldaño ángulo		NATURAL	G-315	G-570
	Nanoconcept 7.0 white gradone		NATURAL	G-603	G-779
	Nanoconcept 7.0 white gradone ángulo		NATURAL	G-623	G-829

RECTIFIED AND WITHOUT BEVEL EDGE FINISH PRODUCT / RECTIFICADO Y NO BISELADO
TILES WITH MODERATE SHADE AND ASPECT VARIATION / PRODUCTO CON LIGERA CROMÁTICA Y DESTONIFICACIÓN EN COMPOSICIONES



product: Nanoconcept 7.0 white natural 90x90


7mm



	Nanoconcept 7.0 serie 45x90 (44,63 x 89,46 cm - 17,57" x 35,22")	
	Nanoconcept 7.0 white rigato 45x90	G-1250
	Nanoconcept 7.0 serie 15x90 (14,77 x 89,46 cm - 5,80" x 35,22")	
	Nanoconcept 7.0 white rigato lista 15x90	G-1362
	Nanoconcept 7.0 serie 7,5x45 (7,30 x 44,63 cm - 2,87" x 17,57")	
	Nanoconcept 7.0 white rigato lista 7,5x45	G-1506
	Nanoconcept 7.0 serie 15x90 (14,77 x 73,71 cm - 5,80" x 29,02")	
	Nanoconcept 7.0 white rigato chevron 15x90	G-1598
	Nanoconcept 7.0 serie 7,5x45 (7,30 x 36,33 cm - 2,85" x 14,30")	
	Nanoconcept 7.0 white rigato chevron 7,5x45	G-1732


	ACCESORIES COMPLEMENTOS		FINISH ACABADO		GROUP GRUPO
	Nanoconcept 7.0 white peldaño		RIGATO		45x90
		$\downarrow 0,291^{+3\%}$ $\downarrow 7,4 \text{ mm } \pm 2\%$			
	Nanoconcept 7.0 white peldaño ángulo		RIGATO		G-303
		$\downarrow 0,291^{+3\%}$ $\downarrow 7,4 \text{ mm } \pm 2\%$			
	Nanoconcept 7.0 white gradone		RIGATO		G-315
		$\uparrow 1,165^{+3\%}$ $\downarrow 29,6 \text{ mm } \pm 3\%$ $\downarrow 1,299^{+3\%}$ $\leftarrow 33 \text{ mm } \pm 3\%$			
	Nanoconcept 7.0 white gradone ángulo		RIGATO		G-603
		$\uparrow 1,165^{+3\%}$ $\downarrow 29,6 \text{ mm } \pm 3\%$ $\downarrow 1,299^{+3\%}$ $\leftarrow 33 \text{ mm } \pm 3\%$			

RECTIFIED AND WITHOUT BEVEL EDGE FINISH PRODUCT / RECTIFICADO Y NO BISELADO
TILES WITH MODERATE SHADE AND ASPECT VARIATION / PRODUCTO CON LIGERA CROMÁTICA Y DESTONIFICACIÓN EN COMPOSICIONES




product: Nanoconcept 7.0 white rigato 45x90 & Materia black flame 45x90

7mm



Nanoconcept 7.0 serie 45x90
(44,63 x 89,46 cm - 17,57" x 35,22")

Nanoconcept 7.0 white incrociato 45x90 G-1250




Nanoconcept 7.0 serie 15x90
(14,77 x 89,46 cm - 5,80" x 35,22")

Nanoconcept 7.0 white incrociato lista 15x90 G-1362



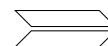
Nanoconcept 7.0 serie 7,5x45
(7,30 x 44,63 cm - 2,87" x 17,57")

Nanoconcept 7.0 white incrociato lista 7,5x45 G-1506



Nanoconcept 7.0 serie 15x90
(14,77 x 73,71 cm - 5,80" x 29,02")

Nanoconcept 7.0 white incrociato chevron 15x90 G-1598



Nanoconcept 7.0 serie 7,5x45
(7,30 x 36,33 cm - 2,85" x 14,30")

Nanoconcept 7.0 white incrociato chevron 7,5x45 G-1732

ACCESORIES COMPLEMENTOS	FINISH ACABADO	GROUP GRUPO
<p>Nanoconcept 7.0 white peldaño</p>	<p>INCROCIATO</p>	<p>45x90 G-303</p>
<p>Nanoconcept 7.0 white peldaño ángulo</p>	<p>INCROCIATO</p>	<p>G-315</p>
<p>Nanoconcept 7.0 white gradone</p>	<p>INCROCIATO</p>	<p>G-603</p>
<p>Nanoconcept 7.0 white gradone ángulo</p>	<p>INCROCIATO</p>	<p>G-623</p>

RECTIFIED AND WITHOUT BEVEL EDGE FINISH PRODUCT / RECTIFICADO Y NO BISELADO
TILES WITH MODERATE SHADE AND ASPECT VARIATION / PRODUCTO CON LIGERA CROMÁTICA Y DESTONIFICACIÓN EN COMPOSICIONES



product: Nanoconcept 7.0 white incrociato 45x90, Nanoconcept 7.0 white natural 45x90 & Nanoconcept 7.0 white rigato 45x90

NANOCONCEPT 7.0 BEIGE NATURAL

7mm



	Nanoconcept 7.0 serie 90x90 (89,46 x 89,46 cm - 35,22" x 35,22")	
	Nanoconcept 7.0 beige natural 90x90	G-1372
	Nanoconcept 7.0 serie 45x90 (44,63 x 89,46 cm - 17,57" x 35,22")	
	Nanoconcept 7.0 beige natural 45x90	G-1250
	Nanoconcept 7.0 serie 30x60 (29,75 x 59,55 cm - 11,71" x 23,45")	
	Nanoconcept 7.0 beige natural 30x60	G-1232
	Nanoconcept 7.0 serie 15x90 (14,77 x 89,46 cm - 5,80" x 35,22")	
	Nanoconcept 7.0 beige natural lista 15x90	G-1362
	Nanoconcept 7.0 serie 7,5x45 (7,30 x 44,63 cm - 2,87" x 17,57")	
	Nanoconcept 7.0 beige natural lista 7,5x45	G-1506
	Nanoconcept 7.0 serie 15x90 (14,77 x 73,71 cm - 5,80" x 29,02")	
	Nanoconcept 7.0 beige natural chevron 15x90	G-1598
	Nanoconcept 7.0 serie 7,5x45 (7,30 x 36,33 cm - 2,85" x 14,30")	
	Nanoconcept 7.0 beige natural chevron 7,5x45	G-1732
	Nanoconcept 7.0 serie rodapié-90 (7,30 x 89,46 cm - 2,87" x 35,22")	
	Nanoconcept 7.0 beige natural rodapié 7,5x90	G-125
SOLID 2cm collection		
	Concept solid 2 cm serie 50x100 (49,75 x 99,55 cm - 19,59" x 39,19")	
	Concept beige solid 2cm 50x100	G-1258



Nanoconcept 7.0 serie mosaico
(29,75 x 29,75 cm - 11,71" x 11,71")
Nanoconcept 7.0 beige natural mosaico 5x5 G-1638



ACCESORIES COMPLEMENTOS	FINISH ACABADO	GROUP GRUPO
 Nanoconcept 7.0 beige peldaño	NATURAL	45x90 G-303 / 90x90 G-559
 Nanoconcept 7.0 beige peldaño ángulo	NATURAL	G-315 / G-570
 Nanoconcept 7.0 beige gradone	NATURAL	G-603 / G-779
 Nanoconcept 7.0 beige gradone ángulo	NATURAL	G-623 / G-829

RECTIFIED AND WITHOUT BEVEL EDGE FINISH PRODUCT / RECTIFICADO Y NO BISELADO
TILES WITH MODERATE SHADE AND ASPECT VARIATION / PRODUCTO CON LIGERA CROMÁTICA Y DESTONIFICACIÓN EN COMPOSICIONES


product: Nanoconcept 7.0 beige natural 90x90 & Nanoconcept 7.0 beige rigato 45x90

7mm



Nanoconcept 7.0 serie 45x90
(44,63 x 89,46 cm - 17,57" x 35,22")

Nanoconcept 7.0 beige rigato 45x90 G-1250




Nanoconcept 7.0 serie 15x90
(14,77 x 89,46 cm - 5,80" x 35,22")

Nanoconcept 7.0 beige rigato lista 15x90 G-1362




Nanoconcept 7.0 serie 7,5x45
(7,30 x 44,63 cm - 2,87" x 17,57")

Nanoconcept 7.0 beige rigato lista 7,5x45 G-1506



Nanoconcept 7.0 serie 15x90
(14,77 x 73,71 cm - 5,80" x 29,02")

Nanoconcept 7.0 beige rigato chevron 15x90 G-1598



Nanoconcept 7.0 serie 7,5x45
(7,30 x 36,33 cm - 2,85" x 14,30")

Nanoconcept 7.0 beige rigato chevron 7,5x45 G-1732

ACCESORIES COMPLEMENTOS	FINISH ACABADO	GROUP GRUPO
Nanoconcept 7.0 beige peldaño	RIGATO	45x90 G-303
Nanoconcept 7.0 beige peldaño ángulo	RIGATO	G-315
Nanoconcept 7.0 beige gradone	RIGATO	G-603
Nanoconcept 7.0 beige gradone ángulo	RIGATO	G-623

RECTIFIED AND WITHOUT BEVEL EDGE FINISH PRODUCT / RECTIFICADO Y NO BISELADO
TILES WITH MODERATE SHADE AND ASPECT VARIATION / PRODUCTO CON LIGERA CROMÁTICA Y DESTONIFICACIÓN EN COMPOSICIONES



product: Nanoconcept 7.0 beige rigato chevron 15x90

7mm



	Nanoconcept 7.0 serie 45x90 (44,63 x 89,46 cm - 17,57" x 35,22")	
	Nanoconcept 7.0 beige incrociato 45x90	G-1250
	Nanoconcept 7.0 serie 15x90 (14,77 x 89,46 cm - 5,80" x 35,22")	
	Nanoconcept 7.0 beige incrociato lista 15x90	G-1362
	Nanoconcept 7.0 serie 7,5x45 (7,30 x 44,63 cm - 2,87" x 17,57")	
	Nanoconcept 7.0 beige incrociato lista 7,5x45	G-1506
	Nanoconcept 7.0 serie 15x90 (14,77 x 73,71 cm - 5,80" x 29,02")	
	Nanoconcept 7.0 beige incrociato chevron 15x90	G-1598
	Nanoconcept 7.0 serie 7,5x45 (7,30 x 36,33 cm - 2,85" x 14,30")	
	Nanoconcept 7.0 beige incrociato chevron 7,5x45	G-1732

	ACCESORIES COMPLEMENTOS		FINISH ACABADO		GROUP GRUPO
	Nanoconcept 7.0 beige peldaño		INCROCIATO		G-303
	Nanoconcept 7.0 beige peldaño ángulo		INCROCIATO		G-315
	Nanoconcept 7.0 beige gradone		INCROCIATO		G-603
	Nanoconcept 7.0 beige gradone ángulo		INCROCIATO		G-623


RECTIFIED AND WITHOUT BEVEL EDGE FINISH PRODUCT / RECTIFICADO Y NO BISELADO
TILES WITH MODERATE SHADE AND ASPECT VARIATION / PRODUCTO CON LIGERA CROMÁTICA Y DESTONIFICACIÓN EN COMPOSICIONES




product: Nanoconcept 7.0 beige incrociato 45x90

NANOCONCEPT 7.0


7mm




Nanoconcept 7.0 serie decor ramp
(44,63 x 44,63 cm - 17,57" x 17,57")
Nanoconcept 7.0 black mix decor G-1884




Nanoconcept 7.0 serie decor ramp
(44,63 x 44,63 cm - 17,57" x 17,57")
Nanoconcept 7.0 anthracite mix decor G-1884



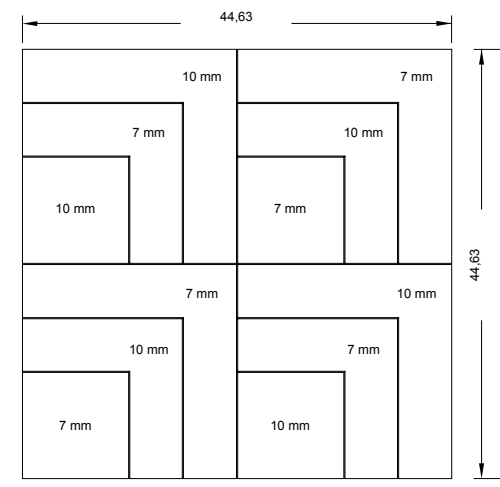
Nanoconcept 7.0 serie decor ramp
(44,63 x 44,63 cm - 17,57" x 17,57")
Nanoconcept 7.0 grey mix decor G-1884



Nanoconcept 7.0 serie decor ramp
(44,63 x 44,63 cm - 17,57" x 17,57")
Nanoconcept 7.0 beige mix decor G-1884



Nanoconcept 7.0 serie decor ramp
(44,63 x 44,63 cm - 17,57" x 17,57")
Nanoconcept 7.0 white mix decor G-1884



* 10 mm: incrociato finish * 7 mm: natural finish





Sybarum 7.0 collection

Sybarum 7.0 60x120
59,55 x 119,3 cm - 23.45" x 46.97"

Sybarum 7.0 60x60
59,55 x 59,55 cm - 23.45" x 23.45"

Sybarum 7.0 30x120
29,67 x 119,3 cm - 11,68" x 46,97"

Sybarum 7.0 solid 2cm 50x100
49,75 cm x 99,55 cm - 19.59" x 39.19"



colour range / gama cromática

- WHITE
- BLACK
- BEIGE

SCAVATO	DIN R10 <small>DIN 51130</small>	CLASE 1 <small>UNE-ENV 12633</small>	PTV > 24 <small>MODERATE SLIP POTENTIAL BS EN 13036-4</small>
SILK			PTV > 24 <small>HIGH SLIP POTENTIAL BS EN 13036-4</small>
NON-SLIP	DIN R11 <small>DIN 51130</small>	CLASE 3 <small>UNE-ENV 12633</small>	PTV > 36 <small>LOW SLIP POTENTIAL BS EN 13036-4</small>





3 COLOURS COLORES	3 SIZES FORMATOS	3 FINISH ACABADO	SILK SCAVATO NON-SLIP	 7 mm
--------------------------------	-------------------------------	-------------------------------	-----------------------------	----------

2 COLOURS COLORES	1 SIZES FORMATOS	1 FINISH ACABADO	SOLID	 20 mm
--------------------------------	-------------------------------	-------------------------------	-------	-----------

BS EN 13036-4 - Test done in Sybarum Beige 60x60 silk, scavato & natural. Average test result value on February 2017. Consult specific product test result value before supplying.
BS EN 13036-4 - Prueba realizada sobre el producto Sybarum Beige 60x60 silk, scavato & natural. Valor de media a fecha de Febrero 2017. Consultar valor de un producto específico antes del suministro.
UNE-ENV 12633 - Test done in Sybarum Beige 60x60 silk, scavato & natural. Average test result value on February 2017. Consult specific product test result value before supplying.
UNE-ENV 12633 - Prueba realizada sobre el producto Sybarum Beige 60x60 silk, scavato & natural. Valor de media a fecha de Febrero 2017. Consultar valor de un producto específico antes del suministro.

7mm

7mm



Sybarum 7.0 serie 60x120 (59,55 x 119,3 cm - 23.45" x 46.97")	
Sybarum 7.0 white silk 60x120	G-1282
Sybarum 7.0 white scavato 60x120	G-1282
Sybarum 7.0 serie 30x120 (29,67 x 119,3 cm - 11.68" x 46.97")	
Sybarum 7.0 white silk 30x120	G-1362
Sybarum 7.0 white scavato 30x120	G-1362
Sybarum 7.0 serie 60x60 (59,55 x 59,55 cm - 23.45" x 23.45")	
Sybarum 7.0 white silk 60x60	G-1180
Sybarum 7.0 white scavato 60x60	G-1180
Sybarum 7.0 serie rodapié-60 (7,27 x 59,55 cm - 2.87" x 23.45")	
Sybarum 7.0 white silk rodapié 7,5x60	G-93
Sybarum 7.0 white scavato rodapié 7,5x60	G-93
Sybarum 7.0 serie mosaico (29,75 x 29,75 cm - 11.71" x 11.71")	
Sybarum 7.0 white mosaico 5x5	G-1654
Sybarum 7.0 serie decor ramp (28,5 x 28,5 cm - 11.22" x 11.22")	
Sybarum 7.0 white silk decor ramp	G-1884
Sybarum 7.0 serie link (29,06 x 59,55 cm - 11.44" x 23.45")	
Sybarum 7.0 white scavato link	G-1688

SILK

SCAVATO

ACCESORIES COMPLEMENTOS	FINISH ACABADO	30x120	GROUP GRUPO
	SILK/SCAVATO	G-315	G-227
	SILK/SCAVATO	G-333	G-251
	SILK/SCAVATO	G-693	G-543
	SILK/SCAVATO	G-749	G-599




product: Sybarum white silk 60x120



7mm

7mm



Sybarum 7.0 serie 60x120
(59,55 x 119,3 cm - 23.45" x 46.97")

Sybarum 7.0 beige silk 60x120 G-1282
Sybarum 7.0 beige scavato 60x120 G-1282



Sybarum 7.0 serie 30x120
(29,67 x 119,3 cm - 11.68" x 46.97")

Sybarum 7.0 beige silk 30x120 G-1362
Sybarum 7.0 beige scavato 30x120 G-1362



Sybarum 7.0 serie 60x60
(59,55 x 59,55 cm - 23.45" x 23.45")


Sybarum 7.0 beige silk 60x60 G-1180
Sybarum 7.0 beige scavato 60x60 G-1180
Sybarum 7.0 beige nonslip 60x60 G-1202



Sybarum 7.0 serie rodapié-60
(7,27 x 59,55 cm - 2.87" x 23.45")

Sybarum 7.0 beige silk rodapié 7,5x60 G-93
Sybarum 7.0 beige scavato rodapié 7,5x60 G-93

SOLID 2cm collection




Sybarum solid 2 cm serie 50x100
(49,75 x 99,55 cm - 19.59" x 39.19")

Sybarum beige solid 2cm 50x100 G-1258



Sybarum 7.0 serie mosaico
(29,75 x 29,75 cm - 11.71" x 11.71")

Sybarum 7.0 beige mosaico 5x5 G-1654



Sybarum 7.0 serie mosaico
(45,05 x 25,84 cm - 17.73" x 10.17")

Sybarum 7.0 beige silk mosaico hexagonal G-1942



Sybarum 7.0 serie decor ramp
(28,5 x 28,5 cm - 11.22" x 11.22")

Sybarum 7.0 beige silk decor ramp G-1884



Sybarum 7.0 serie link
(29,06 x 59,55 cm - 11.44" x 23.45")

Sybarum 7.0 beige scavato link G-1688

SILK

SCAVATO

ACCESORIES COMPLEMENTOS	FINISH ACABADO	30x120	60x60
	SILK/SCAVATO	G-315	G-227
	SILK/SCAVATO	G-333	G-251
	SILK/SCAVATO	G-693	G-543
	SILK/SCAVATO	G-749	G-599



product: Sybarum beige scavato 60x120 & 30x120

SYBARUM 7.0 BEIGE SOLID 2CM




product: Sybarum beige solid 50x100

7mm



7mm




Sybarum 7.0 serie 60x120
(59,55 x 119,3 cm - 23.45" x 46.97")

Sybarum 7.0 black silk 60x120 G-1282
Sybarum 7.0 black scavato 60x120 G-1282



Sybarum 7.0 serie 30x120
(29,67 x 119,3 cm - 11.71" x 46.97")

Sybarum 7.0 black silk 30x120 G-1362
Sybarum 7.0 black scavato 30x120 G-1362



Sybarum 7.0 serie 60x60
(59,55 x 59,55 cm - 23.45" x 23.45")

Sybarum 7.0 black silk 60x60 G-1180
Sybarum 7.0 black scavato 60x60 G-1180



Sybarum 7.0 serie rodapié-60
(7,27 x 59,55 cm - 2.87" x 23.45")

Sybarum 7.0 black silk rodapié 7,5x60 G-93
Sybarum 7.0 black scavato rodapié 7,5x60 G-93

SOLID 2cm collection



Sybarum solid 2 cm serie 50x100
(49,75 x 99,55 cm - 19.59" x 39.19")

Sybarum black solid 2cm 50x100 G-1258




Sybarum 7.0 serie mosaico
(29,75 x 29,75 cm - 11.71" x 11.71")

Sybarum 7.0 black mosaico 5x5 G-1654



Sybarum 7.0 serie mosaico
(45,05 x 25,84 cm - 17.73" x 10.17")

Sybarum 7.0 black silk mosaico hexagonal G-1942



Sybarum 7.0 serie decor ramp
(28,5 x 28,5 cm - 11.22" x 11.22")

Sybarum 7.0 black silk decor ramp G-1884



Sybarum 7.0 serie link
(29,06 x 59,55 cm - 11.44" x 23.45")

Sybarum 7.0 b black scavato link G-1688

SILK


SCAVATO

ACCESORIES COMPLEMENTOS		FINISH ACABADO		GROUP GRUPO	
		30x120	60x60		
	Sybarum 7.0 black peldaño		G-315	G-227	
	Sybarum 7.0 black peldaño ángulo		G-333	G-251	
	Sybarum 7.0 black gradone		G-693	G-543	
	Sybarum 7.0 black gradone ángulo		G-749	G-599	

RECTIFIED AND WITHOUT BEVEL EDGE FINISH PRODUCT / RECTIFICADO Y NO BISELADO
LIGHT TO MODERATE SHADE VARIATION WITHIN EACH CARTON / PRODUCTO CON LIGERA VARIACIÓN CROMÁTICA Y DESTONIFICACIÓN EN COMPOSICIONES



product: Sybarum 7.0 black scavato 60x120 & Sybarum 7.0 black silk mosaico hexagonal



SYBARUM BLACK SOLID 2CM



product: Sybarum black solid 2 cm 50x100



“Organic architecture seeks superior sense of use and a finer sense of comfort, expressed in organic simplicity.”

Frank Lloyd Wright

“La arquitectura orgánica trata de buscar un sentido superior al uso y una sensación más fina del confort, expresado en simplicidad orgánica.”

Frank Lloyd Wright

Materia collection

Materia 45x90
44,63x89,46 cm - 17.57"x35.22"

Materia 22,5x90
22,215x89,46 cm - 8.75"x35.22"

Materia 60x60
59,55x59,55 cm - 23.45"x23.45"

Materia 30x60
29,75x59,55 cm - 11.71"x23.45"

Materia 50x100
49,75x99,55 cm - 19.59"x39.19"



Colour range / gama cromática

- WHITE
- GREY
- BLACK
- BEIGE

NATURAL	DIN R10 <small>DIN 51130</small>	CLASS B <small>DIN 51097</small>	DCOF >0,42 <small>ANSI A 137.1-2012</small>	PTV >24 <small>BS 7976 LOW SLIP POTENTIAL</small>	CLASE 1 <small>UNE-ENV 12633</small>
LAPPATO	DIN R10 <small>DIN 51130</small>	CLASS C <small>DIN 51097</small>	DCOF >0,42 <small>ANSI A 137.1-2012</small>	PTV >24 <small>BS 7976 MODERATE SLIP POTENTIAL</small>	CLASE 2 <small>UNE-ENV 12633</small>
FLAME	DIN R10 <small>DIN 51130</small>	CLASS A <small>DIN 51097</small>	DCOF >0,42 <small>ANSI A 137.1-2012</small>	PTV >36 <small>BS 7976 LOW SLIP POTENTIAL</small>	CLASE 3 <small>UNE-ENV 12633</small>
SOLID 2CM	DIN R11 <small>DIN 51130</small>	CLASS C <small>DIN 51097</small>	DCOF >0,42 <small>ANSI A 137.1-2012</small>	PTV >36 <small>BS 7976 LOW SLIP POTENTIAL</small>	CLASE 3 <small>UNE-ENV 12633</small>

4 COLOURS COLORES	4 SIZES FORMATOS	3 FINISHES ACABADOS	NATURAL LAPPATO FLAME	 11 mm
3 COLOURS COLORES	1 SIZES FORMATOS	1 FINISHES ACABADOS	SOLID	 20 mm

Test realized in external laboratory on March 2014, in the current consignment of materia black natural, lappato and flame. Consult specific product test result value before supplying. Prueba realizada en laboratorio externo en Marzo 2014, sobre la actual partida producida de materia black natural, lappato y flame. Consultar valor de un producto específico antes del suministro.

MATERIA WHITE NATURAL, FLAME & LAPPATO

11mm

11mm




Materia serie 45x90
(44,63 x 89,46 cm - 17.57" x 35.22")

Materia white natural 45x90 G-1194
Materia white lappato 45x90 G-1234
Materia white flame 45x90 G-1234



Materia serie 22,5x90
(22,215 x 89,46 cm - 8.74" x 35.22")

Materia white natural 22,5x90 G-1250
Materia white lappato 22,5x90 G-1292
Materia white flame 22,5x90 G-1292



Materia serie 60x60
(59,55 x 59,55 cm - 23.45" x 23.45")

Materia white natural 60x60 G-1194
Materia white lappato 60x60 G-1234



Materia serie 30x60
(29,75 x 59,55 cm - 11.71" x 23.45")

Materia white natural 30x60 G-1180
Materia white lappato 30x60 G-1218



Materia rodapié 7,5x90
(7,3 x 89,46 cm - 2.87" x 35.22")


Materia white natural rodapié 7,5x90 G-123
Materia white flame rodapié 7,5x90 G-125



Materia rodapié 7,5x60
(7,3 x 59,55 cm - 2.87" x 23.45")


Materia white natural rodapié 7,5x60 G-93

SOLID 2cm collection



Materia solid 2 cm serie 50x100
(49,75 x 99,55 cm - 19.59" x 39.19")

Materia white solid 2cm 50x100 G-1258



Materia mosaico 5x5
(29,75 x 29,75 cm - 11.71" x 11.71")

Materia white natural mosaico 5x5 G-1638



Materia mosaico brick
(29,75 x 29,75 cm - 11.71" x 11.71")

Materia white natural mosaico brick G-1780

NATURAL


FLAME

ACCESORIES COMPLEMENTOS	FINISH ACABADO	45X90	60X60	30X60
Materia white peldaño	NATURAL LAPPATO FLAME	G-303 G-315 G-315	G-227 G-235	G-163 G-171
Materia white peldaño ángulo	NATURAL LAPPATO FLAME	G-315 G-323 G-323	G-243 G-251	G-179 G-187
Materia white gradone	NATURAL LAPPATO FLAME	G-603 G-603 G-603	G-543 G-543	G-499 G-499
Materia white gradone ángulo	NATURAL LAPPATO FLAME	G-623 G-623 G-623	G-603 G-603	G-559 G-559

RECTIFIED AND WITHOUT BEVEL EDGE FINISH PRODUCT / RECTIFICADO Y NO BISELADO
TILES WITH RANDOM SHADE AND ASPECT VARIATION / PRODUCTO CON ALTA VARIACIÓN CROMÁTICA Y DESTONIFICACIÓN EN COMPOSICIONES



product: Materia white natural 45x90



Utgang Gates B17-B20
Utgang Gates C,D,E,F
Ankomst/Bagasjehall Arrivals/Baggage reclaim
Toalett Toilets

MATERIA GREY NATURAL, FLAME & LAPPATO

11mm



NATURAL

11mm




FLAME




Materia serie 45x90
(44,63 x 89,46 cm - 17.57" x 35.22")

Materia grey natural 45x90 G-1194
Materia grey lappato 45x90 G-1234
Materia grey flame 45x90 G-1234



Materia serie 22,5x90
(22,215 x 89,46 cm - 8.74" x 35.22")

Materia grey natural 22,5x90 G-1250
Materia grey lappato 22,5x90 G-1292
Materia grey flame 22,5x90 G-1292



Materia serie 60x60
(59,55 x 59,55 cm - 23.45" x 23.45")

Materia grey natural 60x60 G-1194
Materia grey lappato 60x60 G-1234



Materia serie 30x60
(29,75 x 59,55 cm - 11.71" x 23.45")

Materia grey natural 30x60 G-1180
Materia grey lappato 30x60 G-1218



Materia rodapié 7,5x90
(7,3 x 89,46 cm - 2.87" x 35.22")


Materia grey natural rodapié 7,5x90 G-123
Materia grey flame rodapié 7,5x90 G-125



Materia rodapié 7,5x60
(7,3 x 59,55 cm - 2.87" x 23.45")


Materia grey natural rodapié 7,5x60 G-93

SOLID 2cm collection



Materia solid 2 cm serie 50x100
(49,75 x 99,55 cm - 19.59" x 39.19")

Materia grey solid 2cm 50x100 G-1258



Materia mosaico 5x5
(29,75 x 29,75 cm - 11.71" x 11.71")

Materia grey natural mosaico 5x5 G-1638



Materia mosaico brick
(29,75 x 29,75 cm - 11.71" x 11.71")

Materia grey natural mosaico brick G-1780


ACCESORIES COMPLEMENTOS	FINISH ACABADO	GROUP GRUPO		
		45X90	60X60	30X60
Materia grey peldaño	NATURAL	G-303	G-227	G-163
	LAPPATO	G-315	G-235	G-171
	FLAME	G-315	G-235	G-171
Materia grey peldaño ángulo	NATURAL	G-315	G-243	G-179
	LAPPATO	G-323	G-251	G-187
	FLAME	G-323	G-251	G-187
Materia grey gradone	NATURAL	G-603	G-543	G-499
	LAPPATO	G-603	G-543	G-499
	FLAME	G-603	G-543	G-499
Materia grey gradone ángulo	NATURAL	G-623	G-603	G-559
	LAPPATO	G-623	G-603	G-559
	FLAME	G-623	G-603	G-559

RECTIFIED AND WITHOUT BEVEL EDGE FINISH PRODUCT / RECTIFICADO Y NO BISELADO
TILES WITH RANDOM SHADE AND ASPECT VARIATION / PRODUCTO CON ALTA VARIACIÓN CROMÁTICA Y DESTONIFICACIÓN EN COMPOSICIONES



product: Materia grey lappato 60x60

MATERIA GREY SOLID 2CM



product: Materia grey solid 2cm 50x100

MATERIA BLACK NATURAL, FLAME & LAPPATO

11mm

11mm



NATURAL

FLAME




Materia serie 45x90
(44,63 x 89,46 cm - 17,57" x 35,22")

Materia black natural 45x90 G-1194
Materia black lappato 45x90 G-1234
Materia black flame 45x90 G-1234



Materia serie 22,5x90
(22,215 x 89,46 cm - 8,74" x 35,22")

Materia black natural 22,5x90 G-1250
Materia black lappato 22,5x90 G-1292
Materia black flame 22,5x90 G-1292



Materia serie 60x60
(59,55 x 59,55 cm - 23,45" x 23,45")

Materia black natural 60x60 G-1194
Materia black lappato 60x60 G-1234



Materia serie 30x60
(29,75 x 59,55 cm - 11,71" x 23,45")

Materia black natural 30x60 G-1180
Materia black lappato 30x60 G-1218



Materia rodapié 7,5x90
(7,3 x 89,46 cm - 2,87" x 35,22")

Materia black natural rodapié 7,5x90 G-123
Materia black flame rodapié 7,5x90 G-125



Materia rodapié 7,5x60
(7,3 x 59,55 cm - 2,87" x 23,45")

Materia black natural rodapié 7,5x60 G-93



Materia mosaico 5x5
(29,75 x 29,75 cm - 11,71" x 11,71")

Materia black mosaico 5x5 G-1638



Materia mosaico brick
(29,75 x 29,75 cm - 11,71" x 11,71")

Materia black natural mosaico brick G-1780

ACCESORIES COMPLEMENTOS	FINISH ACABADO	GROUP GRUPO		
		45X90	60X60	30X60
Materia black peldaño	NATURAL	G-303	G-227	G-163
	LAPPATO	G-315	G-235	G-171
	FLAME	G-315	G-235	G-171
Materia black peldaño ángulo	NATURAL	G-315	G-243	G-179
	LAPPATO	G-323	G-251	G-187
	FLAME	G-323	G-251	G-187
Materia black gradone	NATURAL	G-603	G-543	G-499
	LAPPATO	G-603	G-543	G-499
	FLAME	G-603	G-543	G-499
Materia black gradone ángulo	NATURAL	G-623	G-603	G-559
	LAPPATO	G-623	G-603	G-559
	FLAME	G-623	G-603	G-559






MATERIA BEIGE NATURAL, FLAME & LAPPATO

11mm

11mm



Materia serie 45x90
(44,63 x 89,46 cm - 17,57" x 35,22")

Materia beige natural 45x90 G-1194
Materia beige lappato 45x90 G-1234
Materia beige flame 45x90 G-1234

Materia serie 22,5x90
(22,215 x 89,46 cm - 8,74" x 35,22")

Materia beige natural 22,5x90 G-1250
Materia beige lappato 22,5x90 G-1292
Materia beige flame 22,5x90 G-1292

Materia serie 60x60
(59,55 x 59,55 cm - 23,45" x 23,45")

Materia beige natural 60x60 G-1194
Materia beige lappato 60x60 G-1234

Materia serie 30x60
(29,75 x 59,55 cm - 11,71" x 23,45")

Materia beige natural 30x60 G-1180
Materia beige lappato 30x60 G-1218

Materia rodapié 7,5x90
(7,3 x 89,46 cm - 2,87" x 35,22")

Materia beige natural rodapié 7,5x90 G-123
Materia beige flame rodapié 7,5x90 G-125

Materia rodapié 7,5x60
(7,3 x 59,55 cm - 2,87" x 23,45")

Materia beige natural rodapié 7,5x60 G-93

SOLID 2cm collection

Materia solid 2 cm serie 50x100
(49,75 x 99,55 cm - 19,59" x 39,19")

Materia beige solid 2cm 50x100 G-1258

Materia mosaico 5x5
(29,75 x 29,75 cm - 11,71" x 11,71")

Materia beige mosaico 5x5 G-1638

Materia mosaico brick
(29,75 x 29,75 cm - 11,71" x 11,71")

Materia beige natural mosaico brick G-1780

NATURAL

FLAME

ACCESORIES COMPLEMENTOS	FINISH ACABADO	GROUP GRUPO		
		45X90	60X60	30X60
Materia beige peldaño	NATURAL	G-303	G-227	G-163
	LAPPATO	G-315	G-235	G-171
	FLAME	G-315	G-243	G-179
Materia beige peldaño ángulo	NATURAL	G-315	G-243	G-179
	LAPPATO	G-323	G-251	G-187
	FLAME	G-323	G-251	G-187
Materia beige gradone	NATURAL	G-603	G-543	G-499
	LAPPATO	G-603	G-543	G-499
	FLAME	G-603	G-543	G-499
Materia beige gradone ángulo	NATURAL	G-623	G-603	G-559
	LAPPATO	G-623	G-603	G-559
	FLAME	G-623	G-603	G-559



product: Materia beige lappato 45x90

11mm



Materia end concave
(7 x 89,46 cm - 2.76" x 35.22")
Materia beige natural end concave G-171



Materia end concave
(7 x 89,46 cm - 2.76" x 35.22")
Materia grey natural end concave G-171




Materia end concave
(7 x 89,46 cm - 2.76" x 35.22")
Materia black natural end concave G-171



Materia end concave
(7 x 89,46 cm - 2.76" x 35.22")
Materia white natural end concave G-171



Materia ramp onda
(18,14x 89,46 cm - 7.14" x 35.22")
Materia beige natural ramp onda G1688



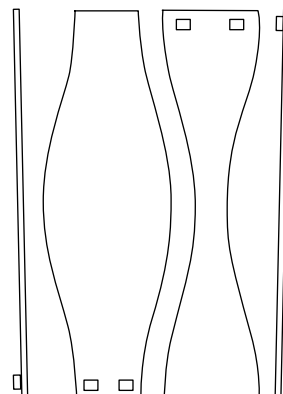
Materia ramp onda
(18,14x 89,46 cm - 7.14" x 35.22")
Materia grey natural ramp onda G-1688



Materia ramp onda
(18,14x 89,46 cm - 7.14" x 35.22")
Materia black natural ramp onda G-1688



Materia ramp onda
(18,14x 89,46 cm - 7.14" x 35.22")
Materia white natural ramp onda G-1688



Materia end convex
(11 x 89,46 cm - 4.33" x 35.22")
Materia beige natural end convex G-171



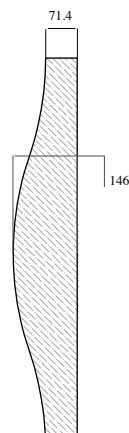
Materia end convex
(11 x 89,46 cm - 4.33" x 35.22")
Materia grey natural end convex G-171




Materia end convex
(11 x 89,46 cm - 4.33" x 35.22")
Materia black natural end convex G-171



Materia end convex
(11 x 89,46 cm - 4.33" x 35.22")
Materia white natural end convex G-171



product: Materia grey nat 45x90 - white nat onda -white nat end concave - white nat end convex



Colour range / gama cromática

GREY

WHITE

BEIGE

Neocountry collection

Neocountry hexagonal regular L34,38 cm
59,55x51,57 cm - 23.45"x20.30"

Neocountry 60x60
59,55x59,55 cm - 23.45"x23.45"

Neocountry 30x60
29,75x59,55 cm - 11.71"x23.45"

NATURAL	DIN R10 DIN 51130	PTV >24 LOW SLIP POTENTIAL BS 7976	CLASE 1 UNE-ENV 12633
BOCCIARDATO	CLASS C DIN 51130	PTV >36 LOW SLIP POTENTIAL BS 7976	CLASE 3 UNE-ENV 12633



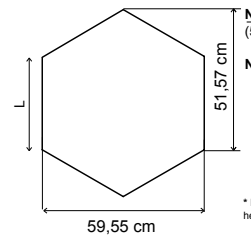
Test done in Neocountry white natural 60x60. Average test result value on November 2010. Consult specific product test result value before supplying.
Prueba realizada sobre el producto Neocountry white natural 60x60. Valor de media a fecha de Noviembre 2010. Consultar valor de un producto específico antes del suministro.
Test done in Neocountry grey bocciardato 30x60. Average test result value on September 2010. Consult specific product test result value before supplying.
Prueba realizada sobre el producto Neocountry grey bocciardato 30x60. Valor de media a fecha de Septiembre 2010. Consultar valor de un producto específico antes del suministro.

3 COLOURS COLORES	3 SIZES FORMATOS	2 FINISHES ACABADOS	NATURAL BOCCIARDATO	 11 mm
--------------------------------	-------------------------------	----------------------------------	------------------------	-----------

NEOCOUNTRY GREY NATURAL & BOCCIARDATO

11mm


11mm



Neocountry serie hexagonal regular L-34,38 cm *
(59,55 x 51,57 cm - 23.45" x 20.30")

Neocountry grey natural hexagonal* G-1458

* For hexagonal sizes we recommend 3 mm joint. Para formatos hexagonales se recomienda una junta de colocación de 3 mm



Neocountry serie 60x60
(59,55 x 59,55 cm - 23.45" x 23.45")

Neocountry grey natural 60x60 G-1284




Neocountry serie 30x60
(29,75 x 59,55 cm - 11.71" x 23.45")

Neocountry grey natural 30x60 G-1218
Neocountry grey bocciardato 30x60 G-1258




Neocountry rodapie 7,5x60
(7,3 x 59,55 cm - 2.87" x 23.45")

Neocountry grey natural rodapié 7,5x60 G-93
Neocountry grey bocciardato rodapié 7,5x60 G-95



Neocountry lista 7,5x60
(7,3 x 59,55 cm - 2.87" x 23.45")

Neocountry grey natural lista 7,5x60 G-89
Neocountry grey bocciardato lista 7,5x60 G-91



Neocountry mosaico 5x5
(29,75 x 29,75 cm - 11.71" x 11.71")

Neocountry grey natural mosaico 5x5 G-1654



Neocountry mosaico policromático
(29,75 x 29,75 cm - 11.71" x 11.71")

Neocountry policromático natural mosaico G-1708



Neocountry mosaico 7,5x15
(29,75 x 29,75 cm - 11.71" x 11.71")

Neocountry grey bocciardato mosaico 7,5x15 G-1616

NATURAL

BOCCIARDATO

ACCESORIES COMPLEMENTOS	FINISH ACABADO	GROUP GRUPO	
		60X60	30X60
Neocountry grey peldaño	NATURAL BOCCIARDATO	G-265 -	G-171 G-171
Neocountry grey peldaño angulo	NATURAL BOCCIARDATO	G-281 -	G-187 G-187
Neocountry grey gradone	NATURAL BOCCIARDATO	G-559 -	G-499 G-499
Neocountry grey gradone ángulo	NATURAL BOCCIARDATO	G-623 -	G-559 G-559

RECTIFIED AND WITHOUT BEVEL EDGE FINISH PRODUCT / RECTIFICADO Y NO BISELADO
TILES WITH RANDOM SHADE AND ASPECT VARIATION / PRODUCTO CON ALTA VARIACIÓN CROMÁTICA Y DESTONIFICACIÓN EN COMPOSICIONES



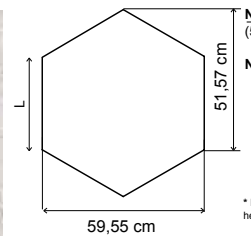
Cafetería Felix del Amo - Linares (Spain) - Interior Design: Lola Jiménez

product: Neocountry grey natural hexagonal

NEOCOUNTRY WHITE NATURAL & BOCCIARDATO

11mm


11mm



Neocountry serie hexagonal regular L-34,38 cm *
(59,55 x 51,57 cm - 23.45" x 20.30")

Neocountry white natural hexagonal* G-1458

* For hexagonal sizes we recommend 3 mm joint. Para formatos hexagonales se recomienda una junta de colocación de 3 mm



Neocountry serie 60x60
(59,55 x 59,55 cm - 23.45" x 23.45")

Neocountry white natural 60x60 G-1284




Neocountry serie 30x60
(29,75 x 59,55 cm - 11.71" x 23.45")

Neocountry white natural 30x60 G-1218
Neocountry white bocciardato 30x60 G-1258




Neocountry rodapie 7,5x60
(7,3 x 59,55 cm - 2.87" x 23.45")

Neocountry white natural rodapié 7,5x60 G-93
Neocountry white bocciardato rodapié 7,5x60 G-95



Neocountry lista 7,5x60
(7,3 x 59,55 cm - 2.87" x 23.45")

Neocountry white natural lista 7,5x60 G-89
Neocountry white bocciardato lista 7,5x60 G-91



Neocountry mosaico 5x5
(29,75 x 29,75 cm - 11.71" x 11.71")

Neocountry white natural mosaico 5x5 G-1654



Neocountry mosaico policromático
(29,75 x 29,75 cm - 11.71" x 11.71")

Neocountry policromático natural mosaico G-1708



Neocountry mosaico 7,5x15
(29,75 x 29,75 cm - 11.71" x 11.71")

Neocountry white bocciardato mosaico 7,5x15 G-1616

NATURAL

BOCCIARDATO

ACCESORIES COMPLEMENTOS	FINISH ACABADO	GROUP GRUPO	
		60X60	30X60
Neocountry white peldaño	NATURAL BOCCIARDATO	G-265 -	G-171 G-171
Neocountry white peldaño angulo	NATURAL BOCCIARDATO	G-281 -	G-187 G-187
Neocountry white gradone	NATURAL BOCCIARDATO	G-559 -	G-499 G-499
Neocountry white gradone ángulo	NATURAL BOCCIARDATO	G-623 -	G-559 G-559

RECTIFIED AND WITHOUT BEVEL EDGE FINISH PRODUCT / RECTIFICADO Y NO BISELADO
TILES WITH RANDOM SHADE AND ASPECT VARIATION / PRODUCTO CON ALTA VARIACIÓN CROMÁTICA Y DESTONIFICACIÓN EN COMPOSICIONES



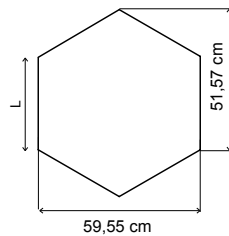
product: Neocountry white bocciardato 30x60



NEOCOUNTRY BEIGE NATURAL & BOCCIARDATO

11mm


11mm



Neocountry serie hexagonal regular L-34,38 cm *
(59,55 x 51,57 cm - 23.45" x 20.30")

Neocountry beige natural hexagonal* G-1458

* For hexagonal sizes we recommend 3 mm joint. Para formatos hexagonales se recomienda una junta de colocación de 3 mm



Neocountry serie 60x60
(59,55 x 59,55 cm - 23.45" x 23.45")

Neocountry beige natural 60x60 G-1284




Neocountry serie 30x60
(29,75 x 59,55 cm - 11.71" x 23.45")

Neocountry beige natural 30x60 G-1218
Neocountry beige bocciardato 30x60 G-1258



Neocountry rodapie 7,5x60
(7,3 x 59,55 cm - 2.87" x 23.45")

Neocountry beige natural rodapie 7,5x60 G-93
Neocountry beige bocciardato rodapie 7,5x60 G-95



Neocountry lista 7,5x60
(7,3 x 59,55 cm - 2.87" x 23.45")

Neocountry beige natural lista 7,5x60 G-89
Neocountry beige bocciardato lista 7,5x60 G-91



Neocountry mosaico 5x5
(29,75 x 29,75 cm - 11.71" x 11.71")

Neocountry beige natural mosaico 5x5 G-1654



Neocountry mosaico policromático
(29,75 x 29,75 cm - 11.71" x 11.71")

Neocountry policromático natural mosaico G-1708



Neocountry mosaico 7,5x15
(29,75 x 29,75 cm - 11.71" x 11.71")


Neocountry beige bocciardato mosaico 7,5x15 G-1616

NATURAL

BOCCIARDATO

ACCESORIES COMPLEMENTOS	FINISH ACABADO	GROUP GRUPO	
		60X60	30X60
Neocountry beige peldaño	NATURAL BOCCIARDATO	G-265 -	G-171 G-171
Neocountry beige peldaño ángulo	NATURAL BOCCIARDATO	G-281 -	G-187 G-187
Neocountry beige gradone	NATURAL BOCCIARDATO	G-559 -	G-499 G-499
Neocountry beige gradone ángulo	NATURAL BOCCIARDATO	G-623 -	G-559 G-559

RECTIFIED AND WITHOUT BEVEL EDGE FINISH PRODUCT / RECTIFICADO Y NO BISELADO
TILES WITH RANDOM SHADE AND ASPECT VARIATION / PRODUCTO CON ALTA VARIACIÓN CROMÁTICA Y DESTONIFICACIÓN EN COMPOSICIONES



HOTEL GLORIA MANOR - Kenting, Kaohsiung Hsien (TAIWAN) - Architect: JAHAA STUDIO (RAX HUANG & JAMIE CHIANG)

product: Neocountry beige natural hexagonal



“Arquitectura es la forma más sencilla de articular el tiempo y el espacio, de modular la realidad, de hacer soñar.”

Gilles Ivain

“Architecture is the easiest way to articulate time and space, to modulate the reality, to dream.”

Gilles Ivain

Pulpis collection

Pulpis 45x90
44,63x89,46 cm - 17.57”x35.22”

Pulpis 22,5x90
22,215x89,46 cm - 8.75”x35.22”

Pulpis 30x60
29,75x59,55 cm - 11.71”x23.45”

NATURAL	DIN R9 <small>DIN 51130</small>	DCOF >0,42 <small>ANSI A 137.1-2012</small>
LAPPATO	PTV >24 <small>MODERATE SLIP POTENTIAL BS EN 13036-4</small>	CLASE 2 <small>UNE-ENV 12633</small>
TASSELLATO		CLASE 1 <small>UNE-ENV 12633</small>



Colour range / gama cromática



- VISON **GOLD**
- MARFIL **SILVER**

Test done in pulpis vison natural 45x90. Average test result value on August 2008. Consult specific product test result value before supplying.
Prueba realizada sobre el producto pulpis vison natural 45x90. Valor de media a fecha Agosto de 2008. Consultar valor de un producto específico antes del suministro.

4 COLOURS COLORES	3 SIZES FORMATOS	3 FINISHES ACABADOS	NATURAL LAPPATO TASSELLATO	 11 mm
--------------------------------	-------------------------------	----------------------------------	----------------------------------	------------------

11mm

11mm



Pulpis serie 45x90
(44,63 X 89,46 cm - 17,57" x 35,22")
Pulpis vison natural 45x90 G-1396
Pulpis vison tassellato lappato 45x90 G-1458

Pulpis serie 22,5x90
(22,21 X 89,46 cm - 8,75" x 35,22")
Pulpis vison natural 22,5x90 G-1446
Pulpis vison tassellato lappato 22,5x90 G-1486

Pulpis serie 30x60
(29,75 X 59,55 cm - 11,71" x 23,45")
Pulpis vison natural 30x60 G-1282

Pulpis rodapié 7,5x90
(7,3 x 89,46 cm - 2,87" x 35,22")
Pulpis vison natural rodapié 7,5x90 G-131

Pulpis rodapié 7,5x60
(7,3 x 59,55 cm - 2,87" x 23,45")
Pulpis vison natural rodapié 7,5x60 G-97

Pulpis lista 7,5x90
(7,3 x 89,46 cm - 2,87" x 35,22")
Pulpis vison natural lista 7,5x90 G-119
Pulpis vison tassellato lap. lista 7,5x90 G-125

Pulpis lista 7,5x60
(7,3 x 59,55 cm - 2,87" x 23,45")
Pulpis vison natural lista 7,5x60 G-93

Pulpis serie 2,5x45
(14,74 X 44,63 cm - 5,80" x 17,57")
Pulpis vison multirelieve mosaico 2,5x45 G-1732

NATURAL

TASSELLATO

ACCESORIES COMPLEMENTOS	FINISH ACABADO	GROUP GRUPO		FINISH ACABADO	GROUP GRUPO
		45x90	30X60		
Pulpis vison peldaño	NATURAL	G-323	G-195	TASSELLATO LAP.	G-345
Pulpis vison peldaño angulo	NATURAL	G-333	G-211	TASSELLATO LAP.	G-353
Pulpis vison gradone	NATURAL	G-623	G-499	TASSELLATO LAP.	G-623
Pulpis vison gradone ángulo	NATURAL	G-645	G-559	TASSELLATO LAP.	G-645



Boutique LACOSTE - Lieusaint, France - Interior design: AGENCE VERSIONS

product: Pulpis vison natural 22,5x90

PULPIS MARFIL NATURAL, LAPPATO & TASSELLATO

11mm

11mm



Pulpis serie 45x90
(44,63 X 89,46 cm - 17,57" x 35,22")
Pulpis marfil lappato 45x90 G-1410
Pulpis marfil natural 45x90 G-1372
Pulpis marfil tassellato lappato 45x90 G-1446



Pulpis serie 22,5x90
(22,21 X 89,46 cm - 8,75" x 35,22")
Pulpis marfil lappato 22,5x90 G-1452
Pulpis marfil natural 22,5x90 G-1426
Pulpis marfil tassellato lappato 22,5x90 G-1472



Pulpis rodapié 7,5x90
(7,3 x 89,46 cm - 2,87" x 35,22")
Pulpis marfil natural rodapié 7,5x90 G-131



Pulpis lista 7,5x90
(7,3 x 89,46 cm - 2,87" x 35,22")
Pulpis marfil lappato lista 7,5x90 G-119
Pulpis marfil natural lista 7,5x90 G-117
Pulpis marfil tassellato lap. lista 7,5x90 G-123



Pulpis serie 2,5x45
(14,74 X 44,63 cm - 5,80" x 17,57")
Pulpis marfil multirelieve mosaico 2,5x45 G-1732

NATURAL

TASSELLATO

ACCESORIES COMPLEMENTOS		FINISH ACABADO		GROUP GRUPO	
		45x90		45x90	
	Pulpis marfil peldaño		NATURAL	G-323	TASSELLATO LAP.
	Pulpis marfil peldaño angulo		LAPPATO	G-333	G-345
	Pulpis marfil gradone		NATURAL	G-333	TASSELLATO LAP.
	Pulpis marfil gradone angulo		LAPPATO	G-345	G-353
	Pulpis marfil gradone		NATURAL	G-623	TASSELLATO LAP.
	Pulpis marfil gradone angulo		LAPPATO	G-623	G-623
	Pulpis marfil gradone		NATURAL	G-645	TASSELLATO LAP.
	Pulpis marfil gradone angulo		LAPPATO	G-645	G-645



product: Pulpis marfil lappato 45x90 / 22,5x90 - Pulpis vison tassellato lappato 45x90 / 22,5x90

RECTIFIED AND WITHOUT BEVEL EDGE FINISH PRODUCT / RECTIFICADO Y NO BISELADO
LIGHT TO MODERATE SHADE VARIATION WITHIN EACH CARTON / PRODUCTO CON LIGERA VARIACION CROMÁTICA Y DESTONIFICACION EN COMPOSICIONES

11mm



Pulpis serie 22,5x90
(22,21 x 89,46 cm - 8.75" x 35.22")
Pulpis gold tasselato lappato 22,5x90 G-1942

11mm



Pulpis serie 22,5x90
(22,21 x 89,46 cm - 8.75" x 35.22")
Pulpis silver tasselato lappato 22,5x90 G-1942





> *“El diseño influye en la calidad de nuestras vidas”*

David Chipperfield

“Design influences the quality of our lives”

David Chipperfield

Colour range / gama cromática

ANTRACITA

MARFIL

NEGRO

Lava collection

Lava 60x60

59,55x59,55 cm - 23.45"x23.45"

Lava 30x60

29,75x59,55 cm - 11.71"x23.45"

NATURAL	DIN R10 <small>DIN 51130</small>	CLASS A <small>DIN 51097</small>	PTV >36 <small>LOW SLIP POTENTIAL BS 7976</small>	CLASE 1 <small>UNE-ENV 12633</small>
LAPPATO	DIN R10 <small>DIN 51130</small>			CLASE 1 <small>UNE-ENV 12633</small>
RIGATO	DIN R10 <small>DIN 51130</small>		PTV >36 <small>LOW SLIP POTENTIAL BS 7976</small>	CLASE 3 <small>UNE-ENV 12633</small>

Test done in lava negro lappato 30x60. Average test result value on November 2013. Consult specific product test result value before supplying.
Prueba realizada sobre el producto Lava negro lappato 30x60. Valor de media a fecha Noviembre de 2013. Consultar valor de un producto específico antes del suministro.




3 COLOURS COLORES	2 SIZES FORMATOS	3 FINISHES ACABADOS	LAPPATO NATURAL RIGATO	 11 mm
--------------------------------	-------------------------------	----------------------------------	------------------------------	-----------

11mm




11mm



Lava serie 60x60
(59,55 x 59,55 cm - 23.45" x 23.45")
Lava marfil lappato 60x60 G-1446




Lava serie 30x60
(29,75 x 59,55 cm - 11.71" x 23.45")
Lava marfil lappato 30x60 G-1330
Lava marfil rigato 30x60 G-1330



Lava lista 7,5x60
(7,3 x 59,55 cm - 2.87" x 23.45")
Lava marfil natural lista 15x60 G-93



Lava rodapié 7,5x60
(7,3 x 59,55 cm - 2.87" x 23.45")
Lava marfil natural rodapié 7,5x60 G-99



Lava mosaico 2,5x2,5
(29,75 x 29,75 cm - 11.71" x 11.71")
Lava marfil multirelieve mosaico 2,5x2,5 G-1850



Lava mosaico 5x5
(29,75 x 29,75 cm - 11.71" x 11.71")
Lava marfil rigato mosaico 5x5 G-1732

NATURAL

RIGATO

ACCESORIES COMPLEMENTOS	FINISH ACABADO	GROUP GRUPO	
		60X60	30X60
Lava marfil peldaño	LAPPATO RIGATO	G-315 -	G-211 G-211
Lava marfil peldaño angulo	LAPPATO RIGATO	G-333 -	G-227 G-227
Lava marfil gradone	LAPPATO RIGATO	G-585 -	G-499 G-499
Lava marfil gradone ángulo	LAPPATO RIGATO	G-633 -	G-559 G-559



RECTIFIED AND WITHOUT BEVEL EDGE FINISH PRODUCT / RECTIFICADO Y NO BISELADO
TILES WITH RANDOM SHADE AND ASPECT VARIATION / PRODUCTO CON ALTA VARIACIÓN CROMÁTICA Y DESTONIFICACIÓN EN COMPOSICIONES



Palacio de Justicia - Pamplona, Spain - Architects: ANGEL FARINOS SAID

product: Lava marfil bocciardato 30x60 (ventilated façade - fachada ventilada)

11mm

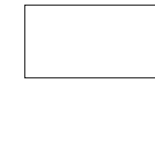



Lava serie 60x60
(59,55 x 59,55 cm - 23.45" x 23.45")
Lava negro lappato 60x60 G-1410

ACCESORIES COMPLEMENTOS	FINISH ACABADO	GROUP GRUPO
Lava negro peldaño	LAPPATO	G-303
Lava negro peldaño ángulo	LAPPATO	G-315
Lava negro gradone	LAPPATO	G-585
Lava negro gradone ángulo	LAPPATO	G-633

RECTIFIED AND WITHOUT BEVEL EDGE FINISH PRODUCT / RECTIFICADO Y NO BISELADO
TILES WITH RANDOM SHADE AND ASPECT VARIATION / PRODUCTO CON ALTA VARIACIÓN CROMÁTICA Y DESTONIFICACIÓN EN COMPOSICIONES

11mm



Lava serie 30x60
(29,75 x 59,55 cm - 11.71" x 23.45")
Lava antracita lappato 30x60 G-1298
Lava antracita natural 30x60 G-1258



Lava rodapié 7,5x60
(7,3 x 59,55 cm - 2.87" x 23.45")
Lava antracita natural rodapié 7,5x60 G-95



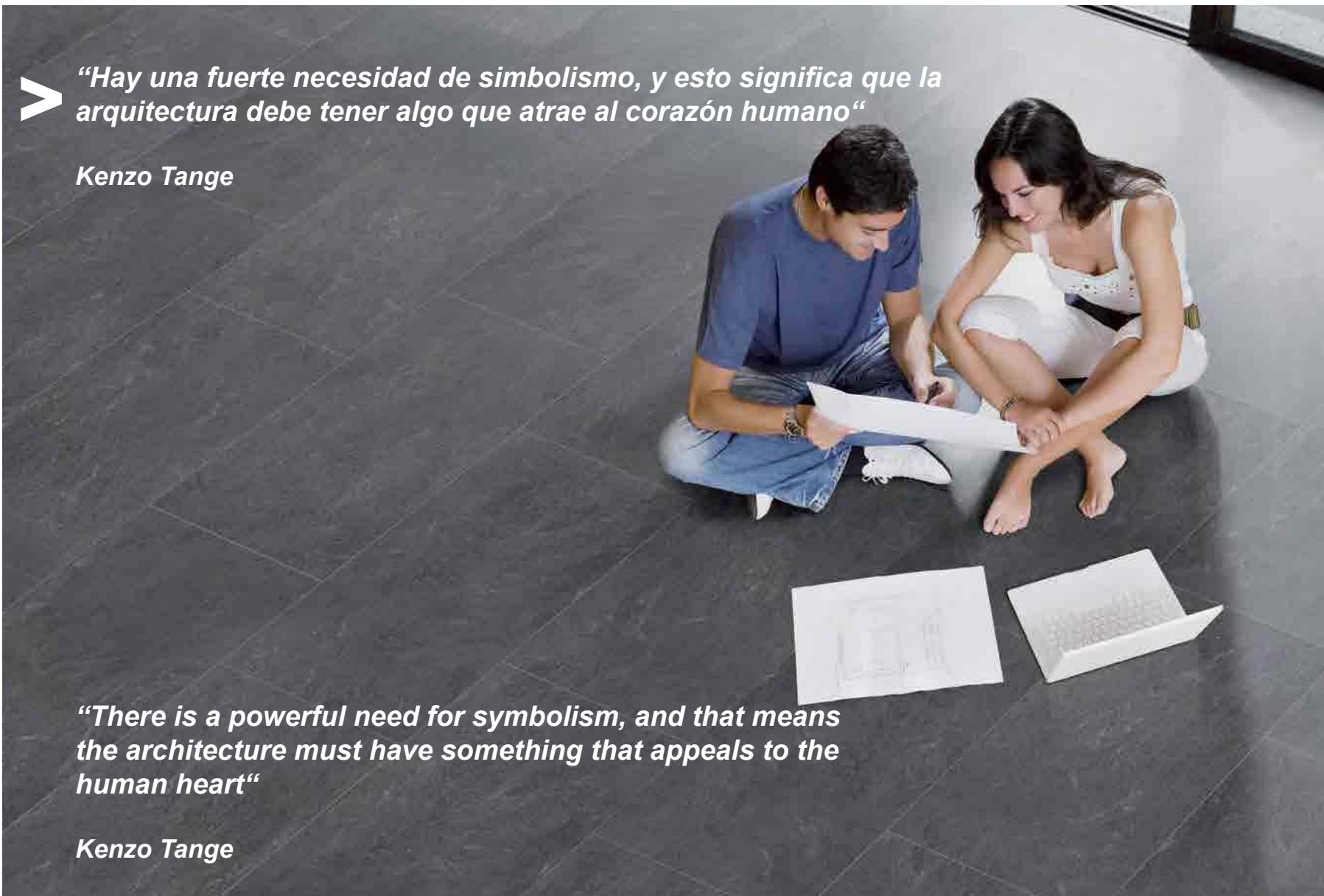
Lava lista 15x60
(14,74 x 59,55 cm - 5.80" x 23.45")
Lava antracita natural lista 15x60 G-93



Lava lista 7,5x60
(7,3 x 59,55 cm - 2.87" x 23.45")
Lava antracita natural lista 15x60 G-91

ACCESORIES COMPLEMENTOS	FINISH ACABADO	GROUP GRUPO
Lava antracita peldaño	NATURAL	G-171 G-195
Lava antracita peldaño ángulo	NATURAL	G-187 G-211
Lava antracita gradone	NATURAL LAPPATO	G-499 G-499
Lava antracita gradone ángulo	NATURAL	G-559 G-559

RECTIFIED AND WITHOUT BEVEL EDGE FINISH PRODUCT / RECTIFICADO Y NO BISELADO
TILES WITH RANDOM SHADE AND ASPECT VARIATION / PRODUCTO CON ALTA VARIACIÓN CROMÁTICA Y DESTONIFICACIÓN EN COMPOSICIONES



➤ *“Hay una fuerte necesidad de simbolismo, y esto significa que la arquitectura debe tener algo que atrae al corazón humano”*

Kenzo Tange

“There is a powerful need for symbolism, and that means the architecture must have something that appeals to the human heart”

Kenzo Tange

Colour range / gama cromática

GREEN

MARFIL

GREY

Burlington

collection

Burlington 45x90

44,63x89,46 cm - 17.57"x35.22"


Burlington 22,5x90

22,215x89,46 cm - 8.75"x35.22"

Burlington 30x60

29,75x59,55 cm - 11.71"x23.45"

NATURAL	PTV >24 HIGH SLIP POTENTIAL <small>BS EN 13036-4</small>	CLASE 1 <small>UNE-ENV 12633</small>
LAPPATO	PTV >24 HIGH SLIP POTENTIAL <small>BS EN 13036-4</small>	



* Test done in burlington grey natural 30x60. Average test result value on August 2009. Consult specific product test result value before supplying.
* Prueba realizada sobre el producto burlington grey natural 30x60. Valor de media a fecha Agosto de 2009. Consultar valor de un producto específico antes del suministro.

3 COLOURS COLORES	3 SIZES FORMATOS	2 FINISHES ACABADOS	NATURAL LAPPATO	11 mm
--------------------------------	-------------------------------	----------------------------------	--------------------	--------------

11mm




Burlington serie 30x60
(29,75 x 59,55 cm - 11.71" x 23.45")

Burlington grey natural 30x60 G-1258
Burlington grey lappato 30x60 G-1298




Burlington rodapié 7,5x60
(7,3 x 59,55 cm - 2.87" x 23.45")

Burlington grey natural rodapié 7,5x60 G-95




Burlington lista 7,5x60
(7,3 x 59,55 cm - 2.87" x 23.45")

Burlington grey natural lista 7,5x60 G-91
Burlington grey lappato lista 7,5x60 G-93



Burlington mosaico 5x5
(29,75 x 29,75 cm - 11.71" x 11.71")

Burlington grey natural mosaico 5x5 G-1688



Burlington mosaico 5x10
(29,75 x 29,75 cm - 11.71" x 11.71")

Burlington grey lappato mosaico 5x10 G-1708


ACCESORIES COMPLEMENTOS		FINISH ACABADO		GROUP GRUPO	
	Burlington grey peldaño	>= 9.8 mm, <= 9.8 mm."/>	NATURAL LAPPATO	G-171 G-195	
	Burlington grey peldaño ángulo	>= 9.8 mm, <= 9.8 mm."/>	NATURAL LAPPATO	G-187 G-211	
	Burlington grey gradone	>= 30 mm, <= 30 mm."/>	NATURAL LAPPATO	G-499 G-499	
	Burlington grey gradone ángulo	>= 30 mm, <= 30 mm."/>	NATURAL LAPPATO	G-559 G-559	

RECTIFIED AND WITHOUT BEVEL EDGE FINISH PRODUCT / RECTIFICADO Y NO BISELADO
TILES WITH RANDOM SHADE AND ASPECT VARIATION / PRODUCTO CON ALTA VARIACION CROMÁTICA Y DESTONIFICACION EN COMPOSICIONES



product: Burlington grey lappato 45x90

11mm




Burlington serie 45x90
(44,63 x 89,46 cm - 17.57" x 35.22")

Burlington green natural 45x90 G-1372



Burlington rodapié 7,5x90
(7,3 x 89,46 cm - 2.87" x 35.22")

Burlington green natural rodapié 7,5x90 G-131



Burlington lista 7,5x90
(7,3 x 89,46 cm - 2.87" x 35.22")

Burlington green natural lista 7,5x90 G-117

ACCESORIES COMPLEMENTOS	FINISH ACABADO	GROUP GRUPO
Burlington green peldaño	NATURAL	45X90 G-323
Burlington green peldaño ángulo	NATURAL	G-333
Burlington green gradone	NATURAL	G-623
Burlington green gradone ángulo	NATURAL	G-645

RECTIFIED AND WITHOUT BEVEL EDGE FINISH PRODUCT / RECTIFICADO Y NO BISELADO
TILES WITH RANDOM SHADE AND ASPECT VARIATION / PRODUCTO CON ALTA VARIACIÓN CROMÁTICA Y DESTONIFICACIÓN EN COMPOSICIONES

11mm



Burlington serie 45x90
(44,63 x 89,46 cm) - 17.57" x 35.22"

Burlington marfil natural 45x90 G-1372
Burlington marfil lappato 45x90 G-1410



Burlington serie 22,5x90
(22,215 x 89,46 cm - 8.75" x 35.22")

Burlington marfil lappato 22,5x90 G-1452



Burlington serie 30x60
(29,75 x 59,55 cm - 11.71" x 23.45")

Burlington marfil lappato 30x60 G-1330



Burlington rodapié 7,5x90
(7,3 x 89,46 cm - 2.87" x 35.22")

Burlington marfil natural rodapié 7,5x90 G-131



Burlington lista 7,5x90
(7,3 x 89,46 cm - 2.87" x 35.22")

Burlington marfil natural lista 7,5x90 G-117
Burlington marfil lappato lista 7,5x90 G-119



Burlington lista 7,5x60
(7,3 x 59,55 cm - 2.87" x 23.45")

Burlington marfil lappato lista 7,5x60 G-95

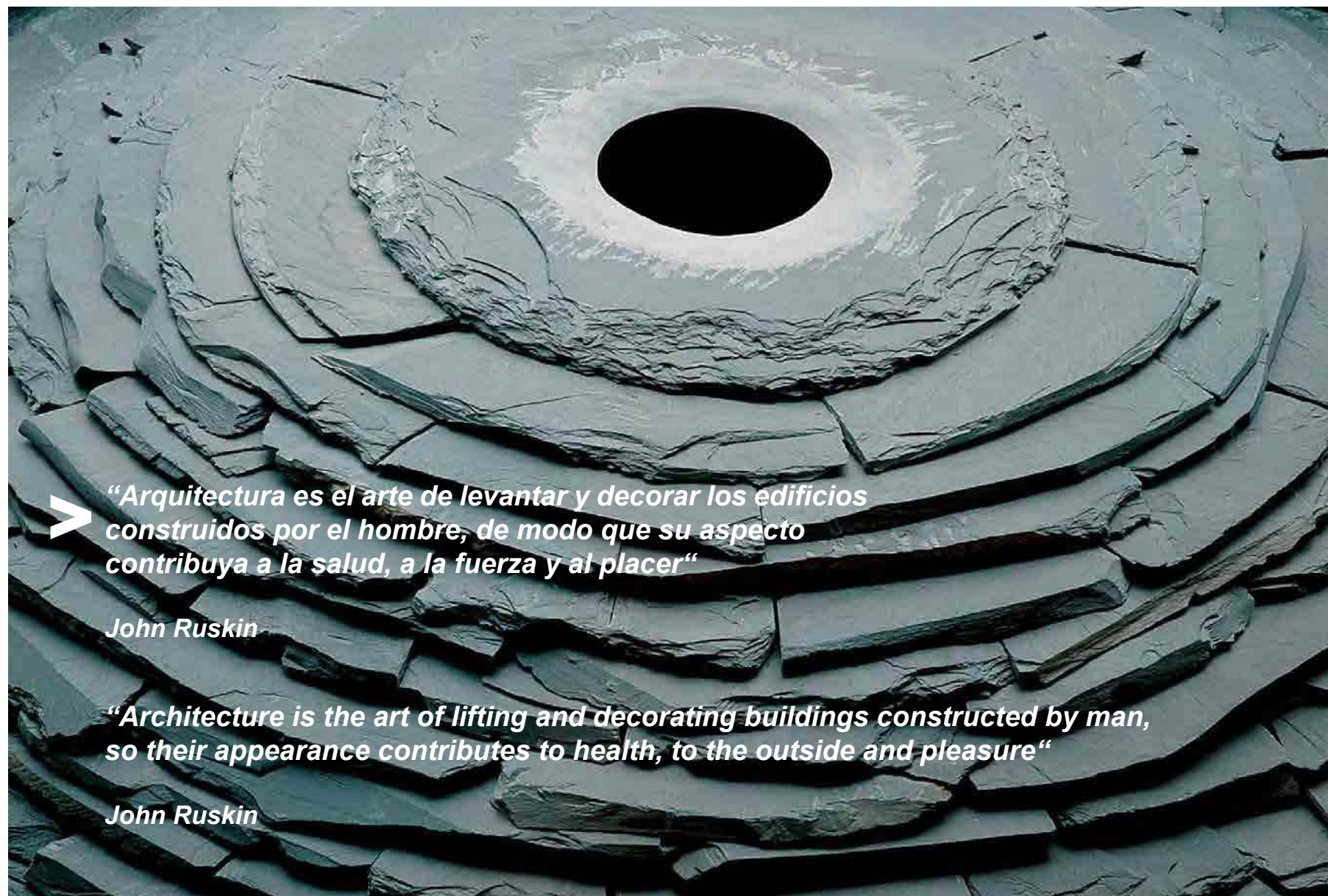
ACCESORIES COMPLEMENTOS	FINISH ACABADO	GROUP GRUPO
Burlington marfil peldaño	NATURAL	45X90 G-323
Burlington marfil peldaño ángulo	LAPPATO	G-333 G-211
Burlington marfil gradone	NATURAL	G-333
Burlington marfil gradone ángulo	LAPPATO	G-345 G-227
Burlington marfil gradone	NATURAL	G-623
Burlington marfil gradone ángulo	LAPPATO	G-623 G-499
Burlington marfil gradone ángulo	NATURAL	G-645
Burlington marfil gradone ángulo	LAPPATO	G-645 G-559

RECTIFIED AND WITHOUT BEVEL EDGE FINISH PRODUCT / RECTIFICADO Y NO BISELADO
TILES WITH RANDOM SHADE AND ASPECT VARIATION / PRODUCTO CON ALTA VARIACIÓN CROMÁTICA Y DESTONIFICACIÓN EN COMPOSICIONES



Burlington mosaico 5x10
(29,75 x 29,75 cm - 11.71" x 11.71")

Burlington marfil lappato mosaico 5x10 G-1708



➤ *“Arquitectura es el arte de levantar y decorar los edificios
construidos por el hombre, de modo que su aspecto
contribuya a la salud, a la fuerza y al placer”*

John Ruskin

*“Architecture is the art of lifting and decorating buildings constructed by man,
so their appearance contributes to health, to the outside and pleasure”*

John Ruskin

Traditional stones

Iridio

59,55 x 59,55 cm - 23.45" x 23.45"
29,75 x 59,55 cm - 11.71" x 23.45"

Quartzstone

29,75x59,55 cm - 11.71"x23.45"
29,75x29,75 cm - 11.71"x11.71"

Lifestone

59,55x59,55 cm - 23.45"x23.45"
29,75x59,55 cm - 11.71"x23.45"
44,63x44,63 cm - 17.57"x17.57"

Otta

29,75x59,55 cm - 11.71"x23.45"

Limestone

29,75x59,55 cm - 11.71"x23.45"
44,63x44,63 cm - 17.57"x17.57"

Stonetech

29,75x59,55 cm - 11.71"x23.45"
44,63x44,63 cm - 17.57"x17.57"

Oldstone

29,75x59,55 cm - 11.71"x23.45"

Vulcania

29,75x59,55 cm - 11.71"x23.45"
44,63x44,63 cm - 17.57"x17.57"



11mm



Iridio serie 60x60
(59,55 x 59,55 cm - 23.45" x 23.45")

Iridio black lappato 60x60 **G-1372**

Iridio serie 30x60
(29,75 x 59,55 cm - 11.71" x 23.45")

Iridio black lappato 30x60 **G-1298**

Iridio rodapié 7,5x60
(7,3 x 59,55 cm - 2.87" x 23.45")

Iridio black lappato rodapié 7,5x60 **G-97**


Iridio lista 7,5x60
(7,3 x 59,55 cm - 2.87" x 23.45")

Iridio black lappato lista 7,5x60 **G-93**



Iridio mosaico 2,5x2,5
(29,75 x 29,75 cm - 11.71" x 11.71")

Iridio black lappato mosaico 2,5x2,5 **G-1756**




Iridio mosaico 2,5x2,5
(29,75 x 29,75 cm - 11.71" x 11.71")

Iridio black mix lappato mosaico 2,5x2,5 **G-1850**

ACCESORIES COMPLEMENTOS	FINISH ACABADO	GROUP GRUPO	
		60X60	30X60
Iridio black peldaño	LAPPATO	G-281	G-195
Iridio black peldaño angulo	LAPPATO	G-299	G-211
Iridio black gradone	LAPPATO	G-585	G-499
Iridio black gradone angulo	LAPPATO	G-633	G-559

RECTIFIED AND WITHOUT BEVEL EDGE FINISH PRODUCT / RECTIFICADO Y NO BISELADO
TILES WITH RANDOM SHADE AND ASPECT VARIATION / PRODUCTO CON ALTA VARIACION CROMÁTICA Y DESTONIFICACION EN COMPOSICIONES



PRODUCTS TO BE CLEANED WITH PH NEUTRAL / LIMPIAR CON PRODUCTOS PH NEUTROS



Private house - London (UK) Arch. MICASA Interior design

product: Iridio black lappato 30x60 - Iridio black mix lappato mosaico 2,5x2,5

11mm



Habitat serie 30x60
(29,75 x 59,55 cm - 11.71" x 23.45")

Habitat beige lappato 30x60 **G-1298**

Deco serie 30x30
(29,75 x 29,75 cm - 11.71" x 11.71")

Deco beige estructurado 30x30 **G-1298**

Habitat lista 7,5x60
(7,3 x 59,55 cm - 2.87" x 23.45")

Habitat beige lappato lista 7,5x60 **G-89**

Habitat lista 5x60
(4,75 x 59,55 cm - 1.87" x 23.45")

Habitat beige lappato lista 5x60 **G-87**

Habitat lista 2,5x60
(2,3 x 59,55 cm - 0.91" x 23.45")

Habitat beige lappato lista 2,5x60 **G-85**



Decor mosaico sin fin
(29,75 x 29,3 cm - 11.71" x 11.53")

Deco beige estructurado mosaico sin fin **G-161**



Decor mosaico rombo
(23,20 x 26,40 cm - 9.13" x 10.39")

Deco beige estructurado mosaico rombo **G-179**



Decor mosaico 5x5
(29,75 x 29,75 cm - 11.71" x 11.71")

Deco beige lappato mosaico 5x5 **G-1638**

Deco beige estructurado mosaico 5x5 **G-1638**



Decor preincisión 5x5
(29,75 x 29,75 cm - 11.71" x 11.71")

Deco beige estructurado preincisión 5x5 **G-1482**



Decor mosaico 5x10
(29,75 x 29,75 cm - 11.71" x 11.71")

Deco beige lappato mosaico 5x10 **G-1638**

Deco beige estructurado mosaico 5x10 **G-1638**






Decor preincisión 5x10
(29,75 x 29,75 cm - 11.71" x 11.71")

Deco beige estructurado preincisión 5x10 **G-1482**

ACCESORIES COMPLEMENTOS	FINISH ACABADO	GROUP GRUPO	
		30X60	30X30
Quartzstone beige peldaño	LAPPATO	G-195	-
Quartzstone beige peldaño	ESTRUCTURADO	-	G-171
Quartzstone beige peldaño ángulo	LAPPATO	G-211	-
Quartzstone beige peldaño ángulo	ESTRUCTURADO	-	G-187
Quartzstone beige gradone	LAPPATO	G-499	-
Quartzstone beige gradone	ESTRUCTURADO	-	G-499
Quartzstone beige gradone ángulo	LAPPATO	G-559	-
Quartzstone beige gradone ángulo	ESTRUCTURADO	-	G-559

RECTIFIED AND WITHOUT BEVEL EDGE FINISH PRODUCT / RECTIFICADO Y NO BISELADO
TILES WITH RANDOM SHADE AND ASPECT VARIATION / PRODUCTO CON ALTA VARIACIÓN CROMÁTICA Y DESTONIFICACIÓN EN COMPOSICIONES

11mm



Habitat serie 30x60
(29,75 x 59,55 cm - 11.71" x 23.45")

Habitat grafito lappato 30x60 **G-1298**

Habitat lista 7,5x60
(7,3 x 59,55 cm - 2.87" x 23.45")

Habitat grafito lappato lista 7,5x60 **G-89**

Habitat lista 5x60
(4,75 x 59,55 cm - 1.87" x 23.45")

Habitat grafito lappato lista 5x60 **G-87**

Habitat lista 2,5x60
(2,3 x 59,55 cm - 0.91" x 23.45")

Habitat grafito lappato lista 2,5x60 **G-85**

ACCESORIES COMPLEMENTOS	FINISH ACABADO	GROUP GRUPO	
		30X60	
Quartzstone grafito peldaño	LAPPATO	G-195	-
Quartzstone grafito peldaño	ESTRUCTURADO	-	G-171
Quartzstone grafito peldaño ángulo	LAPPATO	G-211	-
Quartzstone grafito peldaño ángulo	ESTRUCTURADO	-	G-187
Quartzstone grafito gradone	LAPPATO	G-499	-
Quartzstone grafito gradone	ESTRUCTURADO	-	G-499
Quartzstone grafito gradone ángulo	LAPPATO	G-559	-
Quartzstone grafito gradone ángulo	ESTRUCTURADO	-	G-559

RECTIFIED AND WITHOUT BEVEL EDGE FINISH PRODUCT / RECTIFICADO Y NO BISELADO
TILES WITH RANDOM SHADE AND ASPECT VARIATION / PRODUCTO CON ALTA VARIACIÓN CROMÁTICA Y DESTONIFICACIÓN EN COMPOSICIONES

11mm



Habitat serie 30x60
(29,75 x 59,55 cm - 11.71" x 23.45")

Habitat rosso lappato 30x60 G-1274



Habitat lista 7,5x60
(7,3 x 59,55 cm - 2.87" x 23.45")

Habitat rosso lappato lista 7,5x60 G-87



Habitat lista 5x60
(4,75 x 59,55 cm - 1.87" x 23.45")

Habitat rosso lappato lista 5x60 G-85



Habitat lista 2,5x60
(2,3 x 59,55 cm - 0.91" x 23.45")

Habitat rosso lappato lista 2,5x60 G-83



Decor mosaico 5x5
(29,75 x 29,75 cm - 11.71" x 11.71")

Deco rosso lappato mosaico 5x5 G-1638



Decor mosaico 5x10
(29,75 x 29,75 cm - 11.71" x 11.71")

Deco rosso lappato mosaico 5x10 G-1638


ACCESORIES COMPLEMENTOS	FINISH ACABADO	GROUP GRUPO
Quartzstone rosso peldaño	LAPPATO	G-195
Quartzstone rosso peldaño ángulo	LAPPATO	G-211
Quartzstone rosso gradone	LAPPATO	G-499
Quartzstone rosso gradone ángulo	LAPPATO	G-559







Private house - Spain - design: HOMS

product: Habitat rosso estructurado 30x60

11mm



Ergo serie 45x45
(44,63 x 44,63 cm - 17.57" x 17.57")
Ergo marfil lappato 45x45 G-1298

ACCESORIES COMPLEMENTOS	FINISH ACABADO	GROUP
 Ergo marfil lappato peldaño  0.291"±2% 7.4 mm ±2%	LAPPATO	G-195
 Ergo marfil lappato peldaño ángulo  0.291"±2% 7.4 mm ±2%	LAPPATO	G-211

RECTIFIED AND WITHOUT BEVEL EDGE FINISH PRODUCT / RECTIFICADO Y NO BISELADO
TILES WITH RANDOM SHADE AND ASPECT VARIATION / PRODUCTO CON ALTA VARIACIÓN CROMÁTICA Y DESTONIFICACIÓN EN COMPOSICIONES




Park Hotel Germano - Lago di Garda, Italy

product: Geo marfil lappato 30x60 - Ergo marfil lappato 45x45

LIFESTONE GRAFITO

11mm



DFKI DEUTSCHES INSTITUT FÜR KÜNSTLICHE INTELLIGENZ GMBH - Kaiserlautern, Germany - architects: PLAN ART GMBH

product: Ville grafito lappato 60x60



Ergo serie 45x45
(44,63 x 44,63 cm - 17.57" x 17.57")

Ergo grafito lappato 45x45 G-1274
Ergo grafito natural 45x45 G-1234

LIFESTONE BEIGE

11mm



Geo serie 30x60
(29,75 x 59,55 cm - 11.71" x 23.45")

Geo beige natural 30x60 G-1234



Ergo serie 45x45
(44,63 x 44,63 cm - 17.57" x 17.57")

Ergo beige natural 45x45 G-1234

LIFESTONE MUSGO

11mm



Ville serie 60x60
(59,55 x 59,55 cm - 23.45" x 23.45")

Ville musgo lappato 60x60 G-1386



Ergo serie 45x45
(44,63 x 44,63 cm - 17.57" x 17.57")

Ergo musgo lappato 45x45 G-1274



product: Otta gris natural 30x60



Otta serie 30x60
(29,75 x 59,55 cm - 11.71" x 23.45")

Otta gris natural 30x60 G-1258



Car Dealer BMW - Leganés, Madrid - Spain

product: Beret antracita 30x60



Beret serie 30x60
(29,75 x 59,55 cm - 11.71" x 23.45")

Beret antracita 30x60 G-1218

LIMESTONE BEIGE

11mm




product: Milenium beige natural 30x60 / Ergo grafito natural 45x45




Milenium serie 30x60
(29,75 x 59,55 cm - 11.71" x 23.45")
Milenium beige natural 30x60 G-1258

LIMESTONE GRIS

11mm



product: Milenium gris natural 30x60



Milenium serie 30x60
(29,75 x 59,55 cm - 11.71" x 23.45")
Milenium gris natural 30x60 G-1258



Fossil serie 45x45
(44,63 x 44,63 cm - 17.57" x 17.57")
Fossil gris natural 45x45 G-1258

11mm



Seth Offices - Algés, Portugal - architect: BRUNO SERQUEIRA

product: Ardosia negro 30x120



Slate serie 30x60
(29,75 x 59,55 cm - 11.71" x 23.45")

Slate negro 30x60 G-1258

11mm



Slate serie 30x60
(29,75 x 59,55 cm - 11.71" x 23.45")

Slate beige 30x60 G-1234



Slate serie 30x60
(29,75 x 59,55 cm - 11.71" x 23.45")


Slate óxido 30x60 G-1258



Canyon serie 45x45
(44,63 x 44,63 cm - 17.57" x 17.57")

Canyon verde 45x45 G-1258

11mm




Sonex Hotel - Czestochowa, Poland

product: Domotec nuez pulido 30x60 - Génesis beige 45x45



Domotec serie 30x60
(29,75 x 59,55 cm - 11.71" x 23.45")

Domotec nuez satinado 30x60 G-1218



Génesis serie 45x45
(44,63 x 44,63 cm - 17.57" x 17.57")

Génesis gris pulido 45x45 G-1314



Génesis serie 45x45
(44,63 x 44,63 cm - 17.57" x 17.57")

Génesis marfil pulido 45x45 G-1354
Génesis marfil satinado 45x45 G-1258



Génesis serie 45x45
(44,63 x 44,63 cm - 17.57" x 17.57")

Génesis ocre satinado 45x45 G-1218



Génesis serie 45x45
(44,63 x 44,63 cm - 17.57" x 17.57")

Génesis beige satinado 45x45 G-1218



Domotec serie 30x60
(29,75 x 59,55 cm - 11.71" x 23.45")

Domotec grana satinado 30x60 G-1250
Domotec grana estruct. 30x60 G-1194



Domotec serie 30x60
(29,75 x 59,55 cm - 11.71" x 23.45")

Domotec rosa satinado 30x60 G-1218



Domotec serie 30x60
(29,75 x 59,55 cm - 11.71" x 23.45")

Domotec negro satinado 30x60 G-1250




Domotec serie 30x60
(29,75 x 59,55 cm - 11.71" x 23.45")

Domotec beige satinado 30x60 G-1218
Domotec beige estruct. 30x60 G-1162



Nanoshiba collection

Nanoshiba 7.0 20x120
19,71 x 119,3 cm - 7.75" x 46.96"



colour range / gama cromática

- BROWN
- OCHRE
- BEIGE
- ANTHRACITE

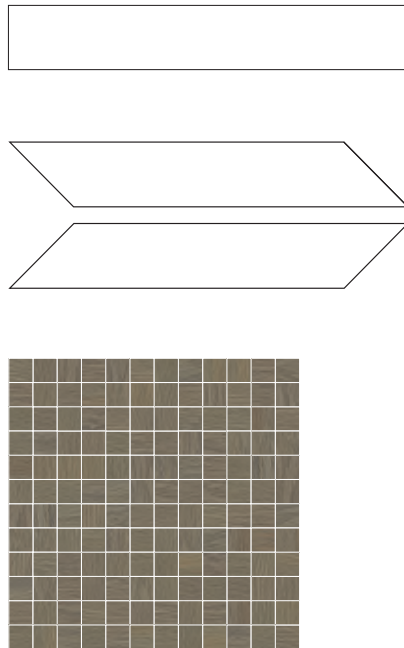
NATURAL	DIN R10 <small>DIN 51130</small>	DCOF > 0,42 <small>ANSI A137.1 S-9.6.1</small>	PTV > 24 <small>MODERATE SLIP POTENTIAL BS EN 13036-4</small>	CLASE 1 <small>UNE-ENV 12633</small>	
NON-SLIP	DIN R11 <small>DIN 51130</small>	CLASS C <small>DIN 51097</small>	DCOF > 0,42 <small>ANSI A137.1 S-9.6.1</small>	PTV > 36 <small>LOW SLIP POTENTIAL BS EN 13036-4</small>	CLASE 3 <small>UNE-ENV 12633</small>

4 COLOURS COLORES	1 SIZES FORMATOS	2 FINISH ACABADO	NATURAL NON-SLIP	7 mm
--------------------------------	-------------------------------	-------------------------------	---------------------	-------------

All Tests done in Nanoshiba Ochre natural & Nanoshiba Brown non-slip 20x120. Average test result value on September 2016. Consult specific product test result value before supplying.
Todas las pruebas realizadas sobre el producto Nanoshiba Ochre Natural y Nanoshiba Brown non-slip 20x120. Valor de media a fecha de Febrero 2017. Consultar valor de un producto específico antes del suministro.

NANOSHIBA 7.0 BROWN

7mm



Nanoshiba 7.0 serie 20x120
(19,71 x 119,13 cm - 7.76" x 46.97")

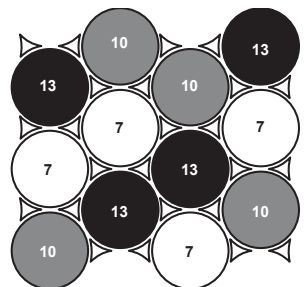

Nanoshiba 7.0 brown natural 20x120 G-1282
Nanoshiba 7.0 brown non-slip 20x120 G-1318

Nanoshiba 7.0 serie 20x120
(19,71 x 99,17 cm - 7.76" x 39.04")

Nanoshiba 7.0 brown natural chevron 20x120 G-1556

Nanoshiba 7.0 serie mosaico
(29,75 x 29,75 cm - 11.71" x 11.71")

Nanoshiba 7.0 brown natural mosaico 2,5x2,5 G-1708



Nanoshiba 7.0 serie mosaico
(30,07 x 34,84 cm - 11.84" x 13.72")

Nanoshiba 7.0 brown natural mosaico circle G-1980

ACCESORIES COMPLEMENTOS	FINISH ACABADO	GROUP GRUPO
Nanoshiba 7.0 brown peldaño	NATURAL	20x120 G-383
Nanoshiba 7.0 brown peldaño ángulo	NATURAL	G-431
Nanoshiba 7.0 brown gradone	NATURAL	G-623
Nanoshiba 7.0 brown gradone ángulo	NATURAL	G-657

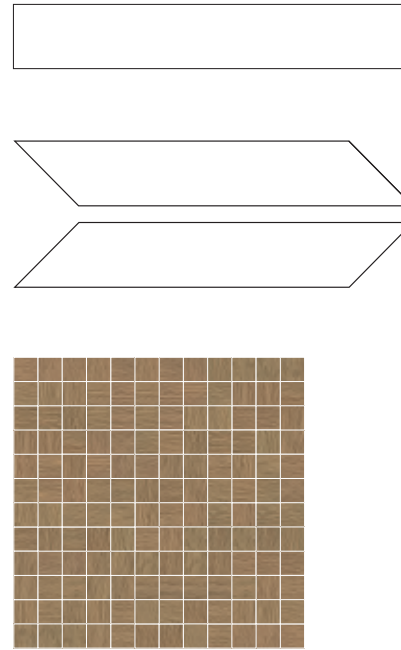
RECTIFIED AND WITHOUT BEVEL EDGE FINISH PRODUCT / RECTIFICADO Y NO BISELADO
TILES WITH RANDOM SHADE AND ASPECT VARIATION / PRODUCTO CON LIGERA VARIACIÓN CROMÁTICA Y DESTONIFICACIÓN EN COMPOSICIONES



product: Nanoshiba 7.0 brown non-slip 20x120



7mm



Nanoshiba 7.0 serie 20x120
(19,71 x 119,3 cm - 7.76' x 46.97')

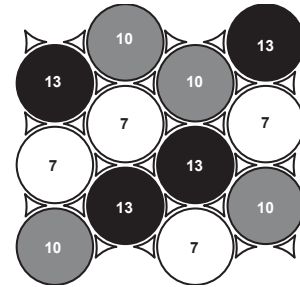

Nanoshiba 7.0 ochre natural 20x120 G-1282

Nanoshiba 7.0 serie 20x120
(19,71 x 99,17 cm - 7.76' x 39.04')

Nanoshiba 7.0 ochre natural chevron 20x120 G-1556

Nanoshiba 7.0 serie mosaico
(29,75 x 29,75 cm - 11.71' x 11.71')

Nanoshiba 7.0 ochre natural mosaico 2,5x2,5 G-1708



Nanoshiba 7.0 serie mosaico
(30,07 x 34,84 cm - 11.84' x 13.72')

Nanoshiba 7.0 ochre natural mosaico circle G-1980


ACCESORIES COMPLEMENTOS	FINISH ACABADO	GROUP GRUPO
Nanoshiba 7.0 ochre peldaño	NATURAL	G-383
Nanoshiba 7.0 ochre peldaño ángulo	NATURAL	G-431
Nanoshiba 7.0 ochre gradone	NATURAL	G-623
Nanoshiba 7.0 ochre gradone ángulo	NATURAL	G-657



product: Nanoshiba 7.0 ochre natural 20x120



7mm



Nanoshiba 7.0 serie 20x120
(19,71 x 119,3 cm - 7.76' x 46.97')

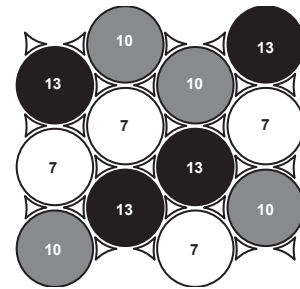

Nanoshiba 7.0 beige natural 20x120 G-1282

Nanoshiba 7.0 serie 20x120
(19,71 x 99,17 cm - 7.76' x 39.04')

Nanoshiba 7.0 beige natural chevron 20x120 G-1556

Nanoshiba 7.0 serie mosaico
(29,75 x 29,75 cm - 11.71' x 11.71')

Nanoshiba 7.0 beige natural mosaico 2,5x2,5 G-1708




Nanoshiba 7.0 serie mosaico
(30,07 x 34,84 cm - 11.84' x 13.72')

Nanoshiba 7.0 beige natural mosaico circle G-1980

ACCESORIES COMPLEMENTOS	FINISH ACABADO	GROUP GRUPO
Nanoshiba 7.0 beige peldaño	NATURAL	20x120 G-383
Nanoshiba 7.0 beige peldaño ángulo	NATURAL	G-431
Nanoshiba 7.0 beige gradone	NATURAL	G-623
Nanoshiba 7.0 beige gradone ángulo	NATURAL	G-657

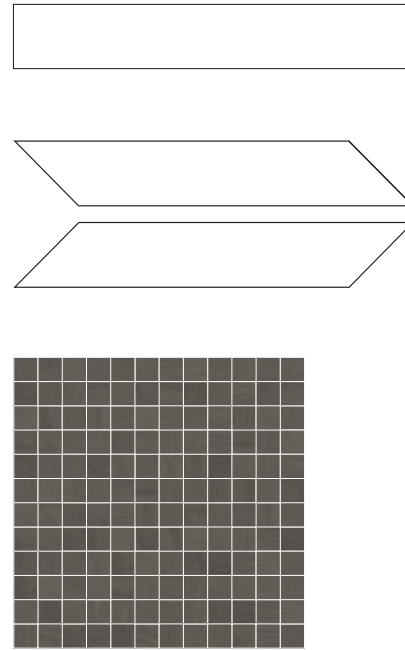
RECTIFIED AND WITHOUT BEVEL EDGE FINISH PRODUCT / RECTIFICADO Y NO BISELADO
TILES WITH RANDOM SHADE AND ASPECT VARIATION / PRODUCTO CON LIGERA VARIACIÓN CROMÁTICA Y DESTONIFICACIÓN EN COMPOSICIONES



product: Nanoshiba 7.0 beige natural 20x120



7mm



Nanoshiba 7.0 serie 20x120
(19,71 x 119,3 cm - 7.76" x 46.97")

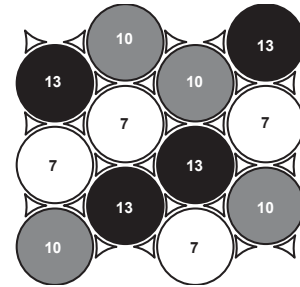

Nanoshiba 7.0 anthracite natural 20x120 G-1282

Nanoshiba 7.0 serie 20x120
(19,71 x 99,17 cm - 7.76" x 39.04")

Nanoshiba 7.0 anthracite natural chevron 20x120 G-1556

Nanoshiba 7.0 serie mosaico
(29,75 x 29,75 cm - 11.71" x 11.71")

Nanoshiba 7.0 anthracite natural mosaico 2,5x2,5 G-1708



Nanoshiba 7.0 serie mosaico
(30,07 x 34,84 cm - 11.84" x 13.72")

Nanoshiba 7.0 anthracite natural mosaico circle G-1980

ACCESORIES COMPLEMENTOS	FINISH ACABADO	GROUP GRUPO
Nanoshiba 7.0 anthracite peldaño	NATURAL	20x120 G-383
Nanoshiba 7.0 anthracite peldaño ángulo	NATURAL	G-431
Nanoshiba 7.0 anthracite gradone	NATURAL	G-623
Nanoshiba 7.0 anthracite gradone ángulo	NATURAL	G-657

RECTIFIED AND WITHOUT BEVEL EDGE FINISH PRODUCT / RECTIFICADO Y NO BISELADO
TILES WITH RANDOM SHADE AND ASPECT VARIATION / PRODUCTO CON LIGERA VARIACIÓN CROMÁTICA Y DESTONIFICACIÓN EN COMPOSICIONES



product: Nanoshiba 7.0 anthracite natural mosaico circle



➤ “La arquitectura es la voluntad de la época traducida a espacio”
Ledwin Mies Van der Rohe

“Architecture is the will of an epoch translated into space”
Ludwig Mies Van der Rohe

Iconic & Nanoiconic collection

Iconic 45x90

44,63x89,46 cm - 17.57"x35.22"

Iconic 15x90

14,74x89,46 cm - 5.80"x35.22"

Nanoiconic 30x90

29,75 x 89,46 cm - 11.71" x 35.22"



Colour range / gama cromática

- WHITE GOLD
- BROWN SILVER
- BEIGE
- GREEN


NATURAL	DIN R10 <small>DIN 61130</small>	CLASE 1 <small>UNE-ENV 12633</small>
---------	-------------------------------------	-----------------------------------------

ICONIC	4 COLOURS COLORES	2 SIZES COLORES	1 FINISH ACABADO	NATURAL	11 mm
--------	-------------------------	-----------------------	------------------------	---------	-------

NANOICONIC	6 COLOURS COLORES	1 SIZES FORMATOS	2 FINISH ACABADO	NATURAL CUBIC	5 mm
------------	-------------------------	------------------------	------------------------	------------------	------

Test done in iconic beige natural 45x90. Average test result value on November 2013. Consult specific product test result value before supplying.
 Prueba realizada sobre el producto iconic beige natural 45x90. Valor de media a fecha Noviembre de 2013. Consultar valor de un producto específico antes del suministro.

11mm



Iconic serie 45x90
(44,63 x 89,46 cm - 17,57" x 35,22")

Iconic white natural 45x90 G-1194



Iconic serie 15x90
(14,74 x 89,46 cm - 5,80" x 35,22")

Iconic white natural 15x90 G-1240



Iconic rodapié 7,5x90
(7,3 x 89,46 cm - 2,87" x 35,22")

Iconic white natural rodapié 7,5x90 G-123



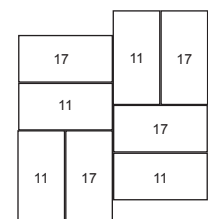
Iconic lista 7,5x90
(7,3 x 89,46 cm - 2,87" x 35,22")

Iconic white natural lista 7,5x90 G-103



Iconic mosaico brick
(28,66 x 28,66 cm - 11,28" x 11,28")

Iconic white natural mosaico brick G-1822



Iconic serie 15x90 ramp
(14,74 x 89,46 cm - 5,81" x 35,22")

Iconic white natural lista 15x90 ramp G-1638

ACCESORIES COMPLEMENTOS		FINISH ACABADO	GROUP GRUPO
	Iconic white peldaño	NATURAL	G-303
	Iconic white peldaño angulo	NATURAL	G-315
	Iconic white gradone	NATURAL	G-603
	Iconic white gradone ángulo	NATURAL	G-623

5mm

NANOICONIC WHITE CUBIC




CUBIC



Nanoiconic serie 30x90
(29,75 x 89,46 cm - 11,71" x 35,22")

Nanoiconic white natural 30x90 G-1224
Nanoiconic white cubic 30x90 G-1246






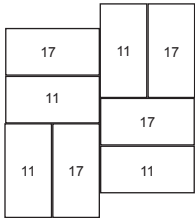






product: Iconic white natural 15x90

ICONIC BROWN

11mm



	Iconic serie 45x90 (44,63 x 89,46 cm - 17,57" x 35,22")	
	Iconic brown natural 45x90	G-1194
	Iconic serie 15x90 (14,74 x 89,46 cm - 5,80" x 35,22")	
	Iconic brown natural 15x90	G-1240
	Iconic rodapié 7,5x90 (7,3 x 89,46 cm - 2,87" x 35,22")	
	Iconic brown natural rodapié 7,5x90	G-123
	Iconic lista 7,5x90 (7,3 x 89,46 cm - 2,87" x 35,22")	
	Iconic brown natural lista 7,5x90	G-103
	Iconic mosaico brick (28,66 x 28,66 cm - 11,28" x 11,28")	
	Iconic brown natural mosaico brick	G-1822
		
	Iconic serie 15x90 ramp (14,74 x 89,46 cm - 5,81" x 35,22")	
	Iconic brown natural lista 15x90 ramp	G-1638

ACCESORIES COMPLEMENTOS	FINISH ACABADO	GROUP GRUPO
 Iconic brown peldaño	NATURAL	G-303
 Iconic brown peldaño ángulo	NATURAL	G-315
 Iconic brown gradone	NATURAL	G-603
 Iconic brown gradone ángulo	NATURAL	G-623


RECTIFIED AND WITHOUT BEVEL EDGE FINISH PRODUCT / RECTIFICADO Y NO BISELADO
TILES WITH RANDOM SHADE AND ASPECT VARIATION / PRODUCTO CON ALTA VARIACION CROMÁTICA Y DESTONIFICACION EN COMPOSICIONES

5mm

NANOICONIC BROWN CUBIC




CUBIC

	Nanoiconic serie 30x90 (29,75 x 89,46 cm - 11,71" x 35,22")	
	Nanoiconic brown natural 30x90	G-1224
	Nanoiconic brown cubic 30x90	G-1246




product: Iconic brown natural 15x90

11mm



Iconic serie 45x90
(44,83 x 89,46 cm - 17,57" x 35,22")

Iconic beige natural 45x90 G-1194




Iconic serie 15x90
(14,74 x 89,46 cm - 5,80" x 35,22")

Iconic beige natural 15x90 G-1240



Iconic rodapié 7,5x90
(7,3 x 89,46 cm - 2,87" x 35,22")

Iconic beige natural rodapié 7,5x90 G-123



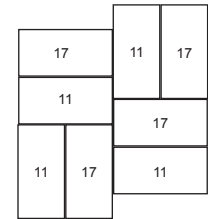
Iconic lista 7,5x90
(7,3 x 89,46 cm - 2,87" x 35,22")

Iconic beige natural lista 7,5x90 G-103



Iconic mosaico brick
(28,66 x 28,66 cm - 11,28" x 11,28")

Iconic beige natural mosaico brick G-1822



Iconic serie 15x90 ramp
(14,74 x 89,46 cm - 5,81" x 35,22")

Iconic beige natural lista 15x90 ramp G-1638

ACCESORIES COMPLEMENTOS	FINISH ACABADO	GROUP GRUPO
Iconic beige peldaño	NATURAL	G-303
Iconic beige peldaño angulo	NATURAL	G-315
Iconic beige gradone	NATURAL	G-603
Iconic beige gradone ángulo	NATURAL	G-623

5mm



CUBIC



Nanoiconic serie 30x90
(29,75 x 89,46 cm - 11,71" x 35,22")

Nanoiconic beige natural 30x90 G-1224
Nanoiconic beige cubic 30x90 G-1246






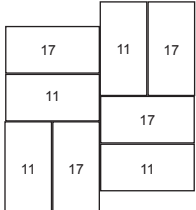










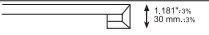


product: Iconic beige natural 15x90

ICONIC GREEN

11mm



	Iconic serie 45x90 (44,63 x 89,46 cm - 17,57" x 35,22")	
	Iconic green natural 45x90	G-1194
	Iconic serie 15x90 (14,74 x 89,46 cm - 5,80" x 35,22")	
	Iconic green natural 15x90	G-1240
	Iconic rodapié 7,5x90 (7,3 x 89,46 cm - 2,87" x 35,22")	
	Iconic green natural rodapié 7,5x90	G-123
	Iconic lista 7,5x90 (7,3 x 89,46 cm - 2,87" x 35,22")	
	Iconic green natural lista 7,5x90	G-103
	Iconic mosaico brick (28,66 x 28,66 cm - 11,28" x 11,28")	
	Iconic green natural mosaico brick	G-1822
		
	Iconic serie 15x90 ramp (14,74 x 89,46 cm - 5,81" x 35,22")	
	Iconic green natural lista 15x90 ramp	G-1638

	ACCESORIES COMPLEMENTOS		FINISH ACABADO		GROUP GRUPO
	Iconic green peldaño		NATURAL		G-303
	Iconic green peldaño angulo		NATURAL		G-315
	Iconic green gradone		NATURAL		G-603
	Iconic green gradone ángulo		NATURAL		G-623


RECTIFIED AND WITHOUT BEVEL EDGE FINISH PRODUCT / RECTIFICADO Y NO BISELADO
TILES WITH RANDOM SHADE AND ASPECT VARIATION / PRODUCTO CON ALTA VARIACIÓN CROMÁTICA Y DESTONIFICACIÓN EN COMPOSICIONES

NANOICONIC GREEN CUBIC

5mm



CUBIC

	Nanoiconic serie 30x90 (29,75 x 89,46 cm - 11,71" x 35,22")	
	Nanoiconic green natural 30x90	G-1224
	Nanoiconic green cubic 30x90	G-1246



product: Iconic green natural 15x90 & Nanoiconic green cubic

NANOICONIC GOLD CUBIC

5mm



CUBIC



Nanoiconic serie 30x90
(29,75 x 89,46 cm - 11.71" x 35.22")

Nanoiconic gold cubic 30x90

G-1822

NANOICONIC SILVER CUBIC

5mm



CUBIC



Nanoiconic serie 30x90
(29,75 x 89,46 cm - 11.71" x 35.22")

Nanoiconic silver cubic 30x90

G-1822



PRIVATE HOUSE - ABU DHABI (JAE) - architects: XYZ DESIGNERS

product: Nanoiconic gold cubic 30x90



> “Arquitectura, es reflejo de la ideología, el espíritu de la sociedad y la cultura en la que se encuentra inmersa durante su creación“

Ernesto Vinatier

“Architecture is a reflection of ideology, the spirit of society and culture in which it is immersed in its creation“

Ernesto Vinatier

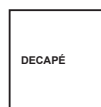
Rovere collection

Rovere 45x90

44,63x89,46 cm - 17.57"x35.22"

Rovere 22,5x90

22,215x89,46 cm - 8.75"x35.22"



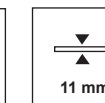
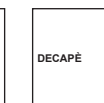

Colour range / gama cromática

BLACK

WHITE

BROWN

Test done in rovere white decapé 45x90. Average test result value on August 2008. Consult specific product test result value before supplying.
Prueba realizada sobre el producto rovere black decapé 45x90. Valor de media a fecha Agosto de 2008. Consultar valor de un producto específico antes del suministro



ROVERE BLACK

11mm



Rovere serie 45x90
(44,63 x 89,46 cm - 17.57" x 35.22")

Rovere black decapè 45x90 G-1372




Rovere serie 22,5x90
(22,215 x 89,46 cm - 8.75" x 35.22")

Rovere black decapè 22,5x90 G-1426




Rovere rodapié 7,5x90
(7,3 x 89,46 cm - 2.87" x 35.22")

Rovere black decapè rodapié 7,5x90 G-131



Rovere lista 7,5x90
(7,3 x 89,46 cm - 2.87" x 35.22")

Rovere black decapè lista 7,5x90 G-117



Rovere mosaico link
(29,75 x 29,75 cm - 11.71" x 11.71")

Rovere black decapè mosaico link G-1780



Rovere mosaico 2,5x45
(14,73 x 44,63 cm - 5.79" x 17.57")

Rovere black decapè mosaico 2,5x45 G-1732

ROVERE WHITE

11mm



Rovere serie 45x90
(44,63 x 89,46 cm - 17.57" x 35.22")

Rovere white decapè 45x90 G-1410




Rovere serie 22,5x90
(22,215 x 89,46 cm - 8.75" x 35.22")

Rovere white decapè 22,5x90 G-1452



Rovere rodapié 7,5x90
(7,3 x 89,46 cm - 2.87" x 35.22")

Rovere white decapè rodapié 7,5x90 G-139



Rovere lista 7,5x90
(7,3 x 89,46 cm - 2.87" x 35.22")

Rovere white decapè lista 7,5x90 G-119



Rovere mosaico link
(29,75 x 29,75 cm - 11.71" x 11.71")

Rovere white decapè mosaico link G-1780

ACCESORIES COMPLEMENTOS	FINISH ACABADO	GROUP GRUPO
Rovere black peldaño	DECAPE	45X90 G-323
Rovere black peldaño ángulo	DECAPE	G-333
Rovere black gradone	DECAPE	G-623
Rovere black gradone ángulo	DECAPE	G-645

ACCESORIES COMPLEMENTOS	FINISH ACABADO	GROUP GRUPO
Rovere white peldaño	DECAPE	45X90 G-333
Rovere white peldaño ángulo	DECAPE	G-345
Rovere white gradone	DECAPE	G-623
Rovere white gradone ángulo	DECAPE	G-645

ROVERE BROWN

11mm



Rovere serie 45x90
(44,63 x 89,46 cm - 17.57" x 35.22")

Rovere brown decapè 45x90 **G-1410**



Rovere serie 22,5x90
(22,215 x 89,46 cm - 8.75" x 35.22")

Rovere brown decapè 22,5x90 **G-1452**



Rovere rodapié 7,5x90
(7,3 x 89,46 cm - 2.87" x 35.22")

Rovere brown decapè rodapié 7,5x90 **G-139**



Rovere lista 7,5x90
(7,3 x 89,46 cm - 2.87" x 35.22")

Rovere brown decapè lista 7,5x90 **G-119**



Rovere mosaico link
(29,75 x 29,75 cm - 11.71" x 11.71")

Rovere brown decapè mosaico link **G-1780**



Rovere mosaico 2,5x45
(14,73 x 44,63 cm - 5.79" x 17.57")

Rovere brown decapè mosaico 2,5x45 **G-1732**

ACCESORIES COMPLEMENTOS		FINISH ACABADO	GROUP GRUPO
	Rovere brown peldaño	DECAPÈ	G-333
	Rovere brown peldaño ángulo	DECAPÈ	G-345
	Rovere brown gradone	DECAPÈ	G-623
	Rovere brown gradone ángulo	DECAPÈ	G-645





“Colors must be thought, dreamed, imagined”

“Los colores deben ser pensados, soñados, imaginados”


- Henri Matisse

Nanofantasy & Fantasy collection

Nanofantasy 30x90
29,75 x 89,46 cm - 11.71” x 35.22”

Nanofantasy 15x90
14,77 x 89,46 cm - 5.81” x 35.22”

Fantasy 45x90
44,63 x 89,46 cm - 17.57” x 35.22”



colour range / gama cromática

- WHITE BROWN
- GREY
- ANTHRACITE
- BLACK
- MOSS



NATURAL	DIN R10 <small>DIN 51130</small>	PTV >24 <small>MODERATE SLIP POTENTIAL BS EN 13036-4</small>	CLASE 1 <small>UNE-ENV 12633</small>
---------	-------------------------------------	---------------------------------------------------------------------	-----------------------------------------

NANOFANTASY	6 COLOURS COLORES	2 SIZES FORMATOS	2 FINISH ACABADO	SOUND NATURAL	5 mm
FANTASY	3 COLOURS COLORES	1 SIZES FORMATOS	1 FINISH ACABADO	NATURAL NON REFLEX SURFACE	11 mm

Test done in Fantasy white natural 45x90. Average test result value on January 2014. Consult specific product test result value before supplying.
Prueba realizada sobre el producto Fantasy white natural 45x90. Valor de media a fecha de Enero 2014. Consultar valor de un producto específico antes del suministro.

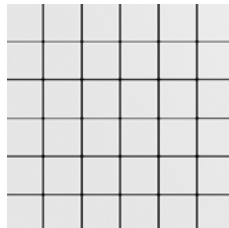
5mm

5mm/11mm



Nanofantasy serie 30x90 5mm
(29,75 x 89,46 cm - 11.71" x 35.22")

Nanofantasy white sound 30x90 G-1246
Nanofantasy white natural 30x90 G-1224



Nanofantasy serie 15x90 5mm
(14,77 x 89,46 cm - 5.81" x 35.22")

Nanofantasy white sound 15x90 G-1352
Nanofantasy white natural 15x90 G-1322

Fantasy mosaico 5x5 11mm
(11.71" x 11.71" - 29,75 x 29,75 cm.)

Fantasy white natural mosaico 5x5 G-1688



Nanofantasy lista 7,5x30 5mm
(7,27 x 29,75 cm - 2.86" x 11.71")

Nanofantasy white sound lista 7,5x30 G-1466



Fantasy serie 45x90 11mm
(44,63 x 89,46 cm - 17.57" x 35.22")

Fantasy white natural 45x90 G-1330



Fantasy rodapié 7,5x90 11mm
(7,3 x 89,46 cm - 2.87" x 35.22")

Fantasy white natural rodapié 7,5x90 G-131



Fantasy lista 7,5x90 11mm
(7,3 x 89,46 cm - 2.87" x 35.22")

Fantasy white natural lista 7,5x90 G-109

NATURAL

SOUND

ACCESORIES COMPLEMENTOS		FINISH ACABADO		GROUP GRUPO	
	Fantasy white peldaño		NATURAL	G-315	
	Fantasy white peldaño angulo		NATURAL	G-323	
	Fantasy white gradone		NATURAL	G-623	
	Fantasy white gradone ángulo		NATURAL	G-645	




product: Nanofantasy white sound 30x90 / Nanofantasy white natural 30x90 / Nanofantasy black natural 30x90 / Fantasy white natural 45x90

RECTIFIED AND WITHOUT BEVEL EDGE FINISH PRODUCT / RECTIFICADO Y NO BISELADO
LIGHT TO MODERATE SHADE VARIATION WITHIN EACH CARTON / PRODUCTO CON LIGERA VARIACIÓN CROMÁTICA Y DESTONIFICACIÓN EN COMPOSICIONES



5mm/11mm



Nanofantasy serie 30x90 **5mm**
(29,75 x 89,46 cm - 11.71" x 35.22")

Nanofantasy grey natural 30x90 **G-1224**



Nanofantasy serie 15x90 **5mm**
(14,77 x 89,46 cm - 5.81" x 35.22")

Nanofantasy grey natural 15x90 **G-1322**




Fantasy serie 45x90 **11mm**
(44,63 x 89,46 cm - 17.57" x 35.22")

Fantasy white natural 45x90 **G-1284**




Fantasy rodapí 7,5x90 **11mm**
(7,3 x 89,46 cm - 2.87" x 35.22")

Fantasy grey natural rodapí 7,5x90 **G-123**



Fantasy lista 7,5x90 **11mm**
(7,3 x 89,46 cm - 2.87" x 35.22")

Fantasy grey natural lista 7,5x90 **G-103**



Fantasy mosaico 5x5 **11mm**
(11.71" x 11.71" - 29,75 x 29,75 cm.)

Fantasy grey natural mosaico 5x5 **G-1688**

NATURAL

ACCESORIES COMPLEMENTOS	FINISH ACABADO	GROUP GRUPO
Fantasy grey peldaño	NATURAL	G-303
Fantasy grey peldaño angulo	NATURAL	G-315
Fantasy grey gradone	NATURAL	G-603
Fantasy grey gradone ángulo	NATURAL	G-623

RECTIFIED AND WITHOUT BEVEL EDGE FINISH PRODUCT / RECTIFICADO Y NO BISELADO
LIGHT TO MODERATE SHADE VARIATION WITHIN EACH CARTON / PRODUCTO CON LIGERA VARIACIÓN CROMÁTICA Y DESTONIFICACIÓN EN COMPOSICIONES



product: Nanofantasy white sound 15x90 / Nanofantasy grey natural 30x90

NANOFANTASY ANTHRACITE

5mm



NATURAL



Nanofantasy serie 30x90
(29,75 x 89,46 cm - 11.71" x 35.22")

5mm

Nanofantasy anthracite natural 30x90 G-1224



Nanofantasy serie 15x90
(14,77 x 89,46 cm - 5.81" x 35.22")

5mm

Nanofantasy anthracite natural 15x90 G-1322

NANOFANTASY & FANTASY MOSS

5mm/11mm



NATURAL



Nanofantasy serie 30x90
(29,75 x 89,46 cm - 11.71" x 35.22")

5mm

Nanofantasy moss natural 30x90 G-1224



Nanofantasy serie 15x90
(14,77 x 89,46 cm - 5.81" x 35.22")

5mm

Nanofantasy moss natural 15x90 G-1322



Fantasy serie 45x90
(44,63 x 89,46 cm - 17.57" x 35.22")

11mm

Fantasy moss natural 45x90 G-1284



Fantasy rodapié 7,5x90
(7,3 x 89,46 cm - 2.87" x 35.22")

11mm


Fantasy moss rodapié 7,5x90 G-123



Fantasy lista 7,5x90
(7,3 x 89,46 cm - 2.87" x 35.22")

11mm

Fantasy moss lista 7,5x90 G-103




Fantasy mosaico 5x5
(11.71" x 11.71" - 29,75 x 29,75 cm.)

11mm

Fantasy moss natural mosaico 5x5 G-1688

ACCESORIES COMPLEMENTOS	FINISH ACABADO	GROUP GRUPO
Fantasy moss peldaño	NATURAL	G-303
Fantasy moss peldaño ángulo	NATURAL	G-315
Fantasy moss gradone	NATURAL	G-603
Fantasy moss gradone ángulo	NATURAL	G-623

5mm



NATURAL



Nanofantasy serie 30x90 5mm
(29,75 x 89,46 cm - 11.71" x 35.22")

Nanofantasy black natural 30x90 G-1224




Nanofantasy serie 15x90 5mm
(14,77 x 89,46 cm - 5.81" x 35.22")

Nanofantasy black natural 15x90 G-1322



product: Nanofantasy white sound 15x90 / Fantasy white natural 45x90

5mm



NATURAL

5mm



SOUND



Nanofantasy serie 30x90 5mm
(29,75 x 89,46 cm - 11.71" x 35.22")

Nanofantasy brown sound 30x90 G-1246
Nanofantasy brown natural 30x90 G-1224



Nanofantasy serie 15x90 5mm
(14,77 x 89,46 cm - 5.81" x 35.22")

Nanofantasy brown sound 15x90 G-1352
Nanofantasy brown natural 15x90 G-1322



Nanofantasy lista 7,5x30 5mm
(7,3 x 29,75 cm - 2.87" x 11.71")

Nanofantasy brown sound lista 7,5x30 G-1466



product: Nanofantasy white natural 15x90 / Nanofantasy brown sound 30x90



“The colours used in architecture must be intense, logical and fertile”

“Los colores usados en arquitectura tiene que ser intensos, logicos y fértiles”

- Antonio Gaudi

Nanospectrum 7.0 & Spectrum collection

Nanospectrum 7.0 90x90
89,46 x 89,46 cm - 35.22" x 35.22"

Spectrum 60x60
59,55x59,55 cm - 23.45"x23.45"

Spectrum 30x60
29,75x59,55 cm - 11.71"x23.45"



colour range / gama cromática

- WHITE
- BLACK
- BLUE
- OLIVE



NATURAL SATINADO PULIDO	PTV >24 MODERATE SLIP POTENTIAL <small>BS EN 13036-4</small>	CLASE 1 <small>UNE-ENV 12633</small>
-------------------------------	------------------------------------------------------------------------------------	---------------------------------------------------

NANOSPECTRUM	3 COLOURS COLORES	1 SIZES FORMATOS	2 FINISH ACABADO	PULIDO NATURAL	7 mm
	SPECTRUM	3 COLOURS COLORES	2 SIZES FORMATOS	2 FINISHES ACABADOS	PULIDO SATINADO


NANOSPECTRUM 7.0 & SPECTRUM WHITE

11mm

7mm



Nanospectrum 7.0 serie 90x90 (89,46 x 89,46 cm - 35.22" x 35.22")	7mm
Nanospectrum 7.0 white natural 90x90 Nanospectrum 7.0 white pulido 90x90	G-1532 G-1572
Nanospectrum 7.0 lista 7,5x90 (7,3 x 89,46 cm - 2.87" x 35.22")	7mm
Nanospectrum 7.0 white natural lista 7,5x90 Nanospectrum 7.0 white pulido lista 7,5x90	G-131 G-139
Nanospectrum 7.0 serie rodapié-90 (7,3 x 89,46 cm - 2.87" x 35.22")	7mm
Nanospectrum 7.0 white natural rodapié 7,5x90	G-147
Spectrum serie 60x60 (59,55 x 59,55 cm - 23.45" x 23.45")	11mm
Spectrum white pulido 60x60 Spectrum white satinado 60x60	G-1516 G-1458
Spectrum serie 30x60 (29,75 x 59,55 cm - 11.71" x 23.45")	11mm
Spectrum white pulido 30x60 Spectrum white satinado 30x60	G-1456 G-1364
Spectrum rodapié 7,5x60 (7,3 x 59,55 cm - 2.87" x 23.45")	11mm
Spectrum white satinado rodapié 7,5x60	G-119
Spectrum lista 7,5x60 (7,3 x 59,55 cm - 2.87" x 23.45")	11mm
Spectrum white pulido lista 7,5x60 Spectrum white satinado lista 7,5x60	G-111 G-97




Spectrum mosaico link
(29,75 x 29,75 cm - 11.71" x 11.71")

11mm

Spectrum white satinado mosaico link

G-1860




Spectrum mosaico + preincisión 2,5x2,5
(29,75 x 29,75 cm - 11.71" x 11.71")

11mm

Spectrum white satinado mosaico+preincisión 2,5x2,5

G-1860



Spectrum serie 2,5x60
(29,75 x 59,55 cm - 11.71" x 23.45")

11mm

Spectrum white satinado preincisión 2,5x60

G-1638



Spectrum serie 7,5x60
(29,75 x 59,55 cm - 11.71" x 23.45")

11mm

Spectrum white satinado preincisión 7,5x60

G-1638


ACCESORIES COMPLEMENTOS	FINISH ACABADO	GROUP GRUPO	FINISH ACABADO	GROUP GRUPO
		90x90		30x60
Nanospectrum 7.0 white peldaño	0.291"±2% 7.4 mm ±2%	G-585	NATURAL	G-345
Nanospectrum 7.0 white peldaño ángulo	0.291"±2% 7.4 mm ±2%	G-609	PULIDO	G-291
Nanospectrum 7.0 white gradone	1.165"±3% 29.6 mm ±3% 1.299"±3% 33 mm ±3%	G-779	NATURAL	G-623
Nanospectrum 7.0 white gradone ángulo	1.165"±3% 29.6 mm ±3% 1.299"±3% 33 mm ±3%	G-779	PULIDO	G-603
Nanospectrum 7.0 white gradone ángulo	1.165"±3% 29.6 mm ±3% 1.299"±3% 33 mm ±3%	G-829	NATURAL	G-691
Nanospectrum 7.0 white gradone ángulo	1.165"±3% 29.6 mm ±3% 1.299"±3% 33 mm ±3%	G-829	PULIDO	G-667



product: Nanospectrum 7.0 white pulido 90x90

RECTIFIED AND WITHOUT BEVEL EDGE FINISH PRODUCT / RECTIFICADO Y NO BISELADO
LIGHT TO MODERATE SHADE VARIATION WITHIN EACH CARTON / PRODUCTO CON LIGERA VARIACIÓN CROMÁTICA Y DESTONIFICACIÓN EN COMPOSICIONES

NANOSPECTRUM 7.0 & SPECTRUM BLACK




	Nanospectrum 7.0 serie 90x90 (89,46 x 89,46 cm - 35.22" x 35.22")	7mm
	Nanospectrum 7.0 black natural 90x90 Nanospectrum 7.0 black pulido 90x90	G-1532 G-1572
	Nanospectrum 7.0 lista 7,5x90 (7,3 x 89,46 cm - 2.87" x 35.22")	7mm
	Nanospectrum 7.0 black natural lista 7,5x90 Nanospectrum 7.0 black pulido lista 7,5x90	G-131 G-139
	Nanospectrum 7.0 serie rodapié-90 (7,3 x 89,46 cm - 2.87" x 35.22")	7mm
	Nanospectrum 7.0 black natural rodapié 7,5x90	G-147
	Spectrum serie 60x60 (59,55 x 59,55 cm - 23.45" x 23.45")	11mm
	Spectrum black pulido 60x60 Spectrum black satinado 60x60	G-1506 G-1458
	Spectrum serie 30x60 (11.71" x 23.45" - 29,75 x 59,55 cm)	11mm
	Spectrum black pulido 30x60 Spectrum black satinado 30x60	G-1450 G-1352
	Spectrum rodapié 7,5x60 (7,3 x 59,55 cm - 2.87" x 23.45")	11mm
	Spectrum black satinado rodapié 7,5x60	G-117
	Spectrum lista 7,5x60 (7,3 x 59,55 cm - 2.87" x 23.45")	11mm
	Spectrum black pulido lista 7,5x60 Spectrum black satinado lista 7,5x60	G-109 G-95

	Spectrum mosaico 2,5x30 (29,75 x 29,75 cm - 11.71" x 11.71")	11mm
	Spectrum black pulido mosaico 2,5x30	G-1860
	Spectrum mosaico link (29,75 x 29,75 cm - 11.71" x 11.71")	11mm
	Spectrum black satinado mosaico link	G-1860
	Spectrum mosaico + preincisión 2,5x2,5 (29,75 x 29,75 cm - 11.71" x 11.71")	11mm
	Spectrum black satinado mosaico+preincisión 2,5x2,5	G-1860
	Spectrum serie 2,5x60 (29,75 x 59,55 cm - 11.71" x 23.45")	11mm
	Spectrum black satinado preincisión 2,5x60	G-1638
	Spectrum serie 7,5x60 (29,75 x 59,55 cm - 11.71" x 23.45")	11mm
	Spectrum black satinado preincisión 7,5x60	G-1638


ACCESORIES COMPLEMENTOS	FINISH ACABADO	GROUP GRUPO	FINISH ACABADO	GROUP GRUPO
	NATURAL PULIDO	G-585 G-609	PULIDO SATINADO	G-337 G-281
	NATURAL PULIDO	G-609 G-633	PULIDO SATINADO	G-367 G-367
	NATURAL PULIDO	G-779 G-779	PULIDO SATINADO	G-623 G-603
	NATURAL PULIDO	G-829 G-829	PULIDO SATINADO	G-691 G-667

RECTIFIED AND WITHOUT BEVEL EDGE FINISH PRODUCT / RECTIFICADO Y NO BISELADO
LIGHT TO MODERATE SHADE VARIATION WITHIN EACH CARTON / PRODUCTO CON LIGERA VARIACIÓN CROMÁTICA Y DESTONIFICACIÓN EN COMPOSICIONES




product: Nanospectrum 7.0 black pulido 90x90

7mm




Nanospectrum 7.0 serie 90x90
(89,46 x 89,46 cm - 35.22" x 35.22")

Nanospectrum 7.0 blue natural 90x90 G-1544
Nanospectrum 7.0 blue pulido 90x90 G-1584



Nanospectrum 7.0 lista 7,5x90
(7,3 x 89,46 cm - 2.87" x 35.22")

Nanospectrum 7.0 blue natural lista 7,5x90 G-139
Nanospectrum 7.0 blue pulido lista 7,5x90 G-147



Nanospectrum 7.0 serie rodapié-90
(7,3 x 89,46 cm - 2.87" x 35.22")

Nanospectrum 7.0 blue natural rodapié 7,5x90 G-155

ACCESORIES COMPLEMENTOS	FINISH ACABADO	GROUP GRUPO
Nanospectrum 7.0 blue peldaño	NATURAL PULIDO	G-585 G-609
Nanospectrum 7.0 blue peldaño ángulo	NATURAL PULIDO	G-609 G-633
Nanospectrum 7.0 blue gradone	NATURAL PULIDO	G-779 G-779
Nanospectrum 7.0 blue gradone ángulo	NATURAL PULIDO	G-829 G-829

RECTIFIED AND WITHOUT BEVEL EDGE FINISH PRODUCT / RECTIFICADO Y NO BISELADO
LIGHT TO MODERATE SHADE VARIATION WITHIN EACH CARTON / PRODUCTO CON LIGERA VARIACIÓN CROMÁTICA Y DESTONIFICACIÓN EN COMPOSICIONES



product: Nanospectrum 7.0 white pulido 90x90 / Nanospectrum 7.0 blue pulido 90x90

NANOSPECTRUM 7.0 RAMP & FIELD DECOR

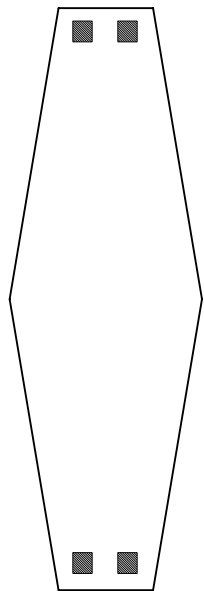


white

black

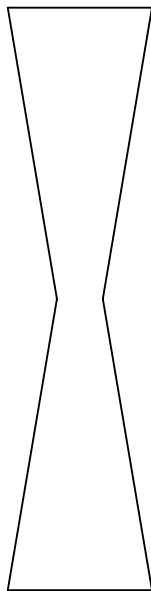


blue



Nanospectrum black ramp decor pulido
Nanospectrum white ramp decor pulido
Nanospectrum blue ramp decor pulido
(21,91 x 89,46 cm - 8.61" x 35.22")


G-431
G-431
G-435



Nanospectrum black field decor pulido
Nanospectrum white field decor pulido
Nanospectrum blue field decor pulido
(14,42 x 89,46 cm - 5.68" x 35.22")

G-367
G-367
G-375

NANOSPECTRUM 7.0 FLAKE DECOR




white



black



blue



Nanospectrum flake decor
(68,28 X 88,46 cm - 26.88" x 34.82")

White, black, Blue

G-1870

* IT IS POSSIBLE TO CUSTOMIZE THIS SHAPE IN OTHER COLLECTIONS FOR MINIMUM ORDERS OF 20 M2. CHECK WITH OUR COMMERCIAL DEPARTMENT.
POSSIBILIDAD DE FABRICAR ESTA PIEZA EN OTRAS COLECCIONES A PARTIR DE 20 M². CONSULTAR CON NUESTRO DEPARTAMENTO COMERCIAL.

RECTIFIED AND WITHOUT BEVEL EDGE FINISH PRODUCT / RECTIFICADO Y NO BISELADO
LIGHT TO MODERATE SHADE VARIATION WITHIN EACH CARTON / PRODUCTO CON LIGERA VARIACIÓN CROMÁTICA Y DESTONIFICACIÓN EN COMPOSICIONES

RECTIFIED AND WITHOUT BEVEL EDGE FINISH PRODUCT / RECTIFICADO Y NO BISELADO
LIGHT TO MODERATE SHADE VARIATION WITHIN EACH CARTON / PRODUCTO CON LIGERA VARIACIÓN CROMÁTICA Y DESTONIFICACIÓN EN COMPOSICIONES


7mm



Spectrum serie 30x60
(29,75 x 59,55 cm - 11.71" x 23.45")
Spectrum olive pulido 30x60 G-1456



Spectrum mosaico tetris
(14,92 x 25,75 cm - 5.87" x 10.14")
Spectrum olive pulido mosaico tetris G-255



Spectrum mosaico 2,5x30
(29,75 x 29,75 cm - 11.71" x 11.71")
Spectrum olive pulido mosaico 2,5x30 G-1860



Spectrum lista 7,5x60
(7,3 x 59,55 cm - 2.87" x 23.45")
Spectrum olive pulido lista 7,5x60 G-111

ACCESORIES COMPLEMENTOS		FINISH ACABADO	GROUP GRUPO
	Spectrum olive peldaño	PULIDO	G-345
	Spectrum olive peldaño angulo	PULIDO	G-375
	Spectrum olive gradone	PULIDO	G-623
	Spectrum olive gradone angulo	PULIDO	G-691

RECTIFIED AND WITHOUT BEVEL EDGE FINISH PRODUCT / RECTIFICADO Y NO BISELADO
LIGHT TO MODERATE SHADE VARIATION WITHIN EACH CARTON / PRODUCTO CON LIGERA VARIACION CROMATICA Y DESTONIFICACION EN COMPOSICIONES



product: Nanospectrum 7.0 olive pulido 30x60



“Each new situation requires a new architecture.”
 “Cada situación nueva exige una nueva arquitectura”
 - Jean Nouvel

colour range / gama cromática

GREY

BLACK

Nanocolors 5.0 collection

Nanocolors 45x90


44,63 x 89,46 cm - 17.57" x 35.22"

Nanocolors 22,5x90

22,21 x 89,46 cm - 8.75" x 35.22"



Nanocolors 30x60

29,75 x 59,55 cm - 11.71" x 23.45"



NANOCOLORS BLACK NATURAL

5mm



Nanocolors serie 45x90
(44,63 x 89,46 cm - 17.57" x 35.22")
Nanocolors black natural 45x90 G-1314



Nanocolors serie 22,5x90
(22,21 x 89,46 cm - 8.75" x 35.22")
Nanocolors black natural 22,5x90 G-1368



Nanocolors serie 30x60
(29,75 x 59,55 cm - 11.71" x 23.45")
Nanocolors black natural 30x60 G-1240

NANOCOLORS GREY NATURAL

5mm



Nanocolors serie 45x90
(44,63 x 89,46 cm - 17.57" x 35.22")
Nanocolors grey natural 45x90 G-1314



Nanocolors serie 22,5x90
(22,21 x 89,46 cm - 8.75" x 35.22")
Nanocolors grey natural 22,5x90 G-1368

polished products

GRANITEC




Granitec serie 30x60
(29,75 x 59,55 cm - 11,71" x 23,45")

Granitec beige pulido 30x60 G-1386


Granitec serie 45x45
(44,63 x 44,63 cm - 17,57" x 17,57")

Granitec beige pulido 45x45 G-1386



Granitec serie 30x60
(29,75 x 59,55 cm - 11,71" x 23,45")

Granitec marengo pulido 30x60 G-1410



Granitec serie 30x60
(29,75 x 59,55 cm - 11,71" x 23,45")

Granitec verde pulido 30x60 G-1386



Granitec serie 30x60
(29,75 x 59,55 cm - 11,71" x 23,45")

Granitec rosa pulido 30x60 G-1386

EUREKA



Eureka serie 45x45
(44,63 x 44,63 cm - 17,57" x 17,57")

Eureka ocre pulido 45x45 G-1240

AUGUSTA



Coliseo serie 30x60
(29,75 x 59,55 cm - 11,71" x 23,45")

Coliseo crema pulido 30x60 G-1330

Liceo serie 45x45
(44,63 x 44,63 cm - 17,57" x 17,57")

Liceo crema pulido 45x45 G-1330

PACKING LIST / LISTA DE EMBALAJES

STEPS / PELDAÑOS

NAME	SIZE CM		SIZE INCH		BOX/PALLET	PIECE/BOX	M2BOX	SQF/BOX	M2/PALLET	SQF/PALLET	KG/PALLET	KG/BOX	KG/PIECE
PELDAÑO 30X120	29,75	119,3	11.71	46.97		2						18,685	9,2
PELDAÑO ANGULO 30X120	29,75	119,3	11.71	46.97		2						18,685	9,2
PELDAÑO GRAD-120 30X120	29,75	119,3	11.71	46.97		1						9,485	9,2
PELDAÑO GRAD ANGULO 30X120	29,75	119,3	11.71	46.97		1						9,485	9,2
PELDAÑO 90X90	89,46	89,46	35.22"	35.22"		1						21,91	21,635
PELDAÑO ANGULO 90X90	89,46	89,46	35.22"	35.22"		1						21,91	21,635
PELDAÑO GRAD-90 90X90	89,46	89,46	35.22"	35.22"		1						22,31	22,035
PELDAÑO GRAD ANGULO 90X90	89,46	89,46	35.22"	35.22"		1						22,71	22,435
PELDAÑO-45 45X90	44,63	89,46	17.57"	35.22"		3						30,259	10,003
PELDAÑO-90 45X90	44,63	89,46	17.57"	35.22"		3						30,259	10,003
PELDAÑO ANGULO 45X90	44,63	89,46	17.57"	35.22"		3						30,259	10,003
PELDAÑO GRAD-45 45X90	44,63	89,46	17.57"	35.22"		1						11	10,8
PELDAÑO GRAD-90 45X90	44,63	89,46	17.57"	35.22"		1						11,6	11,9
PELDAÑO GRAD ANGULO 45X90	44,63	89,46	17.57"	35.22"		1						12,1	11,9
PELDAÑO-30 30X90	29,75	89,46	11.71"	35.22"		5						36,34	7,21
PELDAÑO-90 30X90	29,75	89,46	11.71"	35.22"		5						36,34	7,21
PELDAÑO ANGULO GRAD-90 30X90	29,75	89,46	11.71"	35.22"		5						36,34	7,21
PELDAÑO GRAD-30 30X90	29,75	89,46	11.71"	35.22"		2						14,71	7,21
PELDAÑO GRAD-90 30X90	29,75	89,46	11.71"	35.22"		2						14,71	7,21
PELDAÑO GRAD ANGULO 30X90	29,75	89,46	11.71"	35.22"		2						14,71	7,21
PELDAÑO 60X60	59,55	59,55	23.45"	23.45"		3						25,26	8,335
PELDAÑO ANGULO 60X60	59,55	59,55	23.45"	23.45"		3						25,26	8,335
PELDAÑO GRAD-60 60X60	59,55	59,55	23.45"	23.45"		1						9,922	9,667
PELDAÑO GRAD ANG 60X60	59,55	59,55	23.45"	23.45"		1						9,932	9,677
PELDAÑO-30 30X60	29,75	59,55	11.71"	23.45"		6						24,915	4,108
PELDAÑO-60 30X60	29,75	59,55	11.71"	23.45"		6						24,765	4,083
PELDAÑO ANGULO 30X60	29,75	59,55	11.71"	23.45"		6						23,835	3,928
PELDAÑO GRAD-30 30X60	29,75	59,55	11.71"	23.45"		2						8,6	4,15
PELDAÑO GRAD-60 30X60	29,75	59,55	11.71"	23.45"		2						8,601	4,167
PELDAÑO GRAD ANG 30X60	29,75	59,55	11.71"	23.45"		2						8,601	4,167
PELDAÑO 45X45	44,63	44,63	17.57"	17.57"		5						22,75	4,497
PELDAÑO ANGULO 45X45	44,63	44,63	17.57"	17.57"		5						22,75	4,497
PELDAÑO GRAD-45	44,63	44,63	17.57"	17.57"		2						10,501	5,118
PELDAÑO GRAD ANG 45X45	44,63	44,63	17.57"	17.57"		2						11,801	5,768
PELDAÑO 30X30	29,75	29,75	11.71"	11.71"		10						26,1	2,593
PELDAÑO ANGULO 30X30	29,75	29,75	11.71"	11.71"		10						24,6	2,4
PELDAÑO GRAD-30	29,75	29,75	11.71"	11.71"		4						10,102	2,377
PELDAÑO GRAD ANG 30X30	29,75	29,75	11.71"	11.71"		3						7,301	2,483

PACKING LIST / LISTA DE EMBALAJES

BASES / BASES

NAME	SIZE CM		SIZE INCH		BOX/PALLET	PIECE/BOX	M2BOX	SQF/BOX	M2/PALLET	SQF/PALLET	KG/PALLET	KG/BOX	KG/PIECE
60X120 (11 MM)	59,55	119,3	23,44	46,97	50	1	0,71	7,65	35,52	382,35	1000	19,54	19,18
60X120 (7 MM)	59,55	119,3	23,44	46,97	30	2	1,42	15,29	42,63	458,83	780	25,234	12,437
30X120 (11 MM)	29,67	119,3	11,68	46,97	36	3	1,06	11,43	38,23	411,49	1029	27,945	9,2
30X120 (7 MM)	29,67	119,3	11,68	46,97	36	5	1,77	19,05	63,71	685,81	778	20,96	4,123
20X120 (7 MM)	19,71	119,3	7,76	46,97	33	6	1,41	15,19	46,56	501,15	850	25,06	4,13
15X120 (11 MM)	14,73	119,3	5,80	46,97	30	6	1,05	11,35	31,63	340,48	841	27,25	4,5
90X90 (11 MM)	89,46	89,46	35,22	35,22	36	1	0,80	8,61	28,81	310,12	822	21,91	21,635
90X90 (7 MM)	89,46	89,46	35,22	35,22	20	2	1,60	17,23	32,01	344,58	610	28,851	14,288
45X90 (11 MM)	44,63	89,46	17,57	35,22	27	3	1,20	12,89	32,34	348,11	880	31,74	10,491
45X90 (7 MM)	44,63	89,46	17,57	35,22	27	5	2,00	21,49	53,90	580,18	980	35,442	7,035
45X90 (5 MM)	44,63	89,46	17,57	35,22	27	7	2,79	30,08	75,46	812,25	956	34,553	4,898
22,5X90 (11 MM)	22,21	89,46	8,74	35,22	36	5	0,99	10,69	35,76	384,97	906	24,535	4,85
22,5X90 (7 MM)	22,21	89,46	8,74	35,22	36	8	1,59	17,11	57,22	615,95	1041	28,285	3,5
22,5X90 (5 MM)	22,21	89,46	8,74	35,22	36	12	2,38	25,66	85,83	923,92	1018	27,645	2,28
30X90 (11 MM)	29,69	89,46	11,69	35,22	38	5	1,33	14,29	50,47	543,21	1404	36,34	7,21
30X90 (5 MM)	29,75	89,46	11,71	35,22	40	8	2,13	22,92	85,17	916,73	1150	28,172	3,499
30X90 ILLUSION (5 MM)	29,75	89,46	11,71	35,22	40	7	1,86	20,05	74,52	802,14	1006	24,575	3,485
30X90 ILLUSION (GOLD/SILVER) (5 MM)	29,75	89,46	11,71	35,22	20	7	1,86	20,05	37,26	401,07	516	24,673	3,499
30X90 OVAL (5 MM)	29,75	89,46	11,71	35,22	40	7	1,86	20,05	74,52	802,14	1030	25,177	3,571
30X90 OVAL (GOLD/SILVER) (5 MM)	29,75	89,46	11,71	35,22	20	7	1,86	20,05	37,26	401,07	516	24,673	3,499
30X90 SOUND (5 MM)	29,75	89,46	11,71	35,22	40	7	1,86	20,05	74,52	802,14	1050	25,674	3,642
30X90 CUBIC (5 MM)	29,75	89,46	11,71	35,22	40	7	1,86	20,05	74,52	802,14	1000	24,428	3,464
30X90 CUBIC (GOLD/SILVER) (5 MM)	29,75	89,46	11,71	35,22	20	7	1,86	20,05	37,26	401,07	516	24,673	3,499
15X90 (11 MM)	14,74	89,46	5,80	35,22	36	8	1,05	11,36	37,98	408,78	995	27,002	3,334
15X90 (5 MM)	14,77	89,46	5,81	35,22	36	16	2,11	22,76	76,11	819,23	1037	28,17	1,74
15X90 SOUND (5 MM)	14,77	89,46	5,81	35,22	36	14	1,85	19,91	66,59	716,83	907	24,55	1,73
9X90 (11 MM)	8,77	89,46	3,45	35,22	35	13	1,02	10,98	35,70	384,25	945	26,33	2
60X60 (11 MM)	59,55	59,55	23,44	23,44	30	3	1,06	11,45	31,92	343,54	796	25,755	8,5
60X60 (7 MM)	59,55	59,55	23,44	23,44	30	5	1,77	19,09	53,19	572,57	950	30,898	6,129
BASE HEXAGONAL (11 MM)	51,57	59,55	20,30	23,44	30	3	0,92	9,92	27,64	297,51	711	22,921	7,537
30X60 NATURAL (11 MM)	29,75	59,55	11,71	23,44	40	6	1,06	11,44	42,52	457,67	1050	25,675	4,24
30X60 ESTRUCTURADO (11 MM)	29,75	59,55	11,71	23,44	40	6	1,06	11,44	42,52	457,67	1000	24,427	4,032
30X60 BOCCIARDATO (11 MM)	29,75	59,55	11,71	23,44	40	6	1,06	11,44	42,52	457,67	1050	25,675	4,24

PACKING LIST / LISTA DE EMBALAJES

BASES / BASES

NAME	SIZE CM		SIZE INCH		BOX/PALLET	PIECE/BOX	M2 BOX	SQF/BOX	M2/PALLET	SQF/PALLET	KG/PALLET	KG/BOX	KG/PIECE
30X60 RIGATO (11 MM)	29,75	59,55	11,71	23,44	40	6	1,06	11,44	42,52	457,67	1038	25,363	4,188
30X60 CORRUGATO (GOLD/SILVER) (11 MM)	29,75	59,55	11,71	23,44	20	8	1,42	15,26	28,35	305,11	512	24,427	3,024
30X60 LAPPATO (11 MM)	29,75	59,55	11,71	23,44	40	6	1,06	11,44	42,52	457,67	1044	25,519	4,214
30X60 PULIDO (11 MM)	29,75	59,55	11,71	23,44	40	7	1,24	13,35	49,61	533,95	1085	26,562	3,761
30X60 GRAFFIATO (11 MM)	29,75	59,55	11,71	23,44	40	6	1,06	11,44	42,52	457,67	1050	25,675	4,24
30X60 (7 MM)	29,75	59,55	11,71	23,44	40	8	1,42	15,26	56,69	610,23	1000	24,427	3,024
30X60 (5 MM)	29,75	59,55	11,71	23,44	40	11	1,95	20,98	77,95	839,06	950	23,181	2,086
30X60 DECOR (5 MM)	29,75	59,55	11,71	23,44	40	11	1,95	20,98	77,95	839,06	950	23,181	2,086
30X60 DECOR (GOLD/SILVER) (5 MM)	29,75	59,55	11,71	23,44	20	11	1,95	20,98	38,98	419,53	471	22,411	2,016
15X60 (11 MM)	14,73	59,55	5,80	23,44	48	9	0,79	8,50	37,89	407,89	886	17,97	1,975
20X60 (11 MM)	19,71	59,55	7,76	23,44	36	9	1,06	11,37	38,03	409,34	941	25,51	2,81
20X60 (7 MM)	19,71	59,55	7,76	23,44	36	12	1,41	15,16	50,71	545,79	904	24,46	2,02
45X45 (11 MM)	44,63	44,63	17,57	17,57	68	5	1,00	10,72	67,72	728,96	1530	22,16	4,389
30X30 (11 MM)	29,75	29,75	11,71	11,71	40	13	1,15	12,38	46,02	495,39	1000	24,43	1,868

PREINCISION / PREINCISION

NAME	SIZE CM		SIZE INCH		BOX/PALLET	PIECE/BOX	M2 BOX	SQF/BOX	M2/PALLET	SQF/PALLET	KG/PALLET	KG/BOX	KG/PIECE
PREINCISION 11,25X90 (11 MM)	44,63	89,46	17,57	35,22	27	3	1,20	12,89	32,34	348,11	844	30,399	10,003
PREINCISION 10X60 (11 MM)	29,75	59,55	11,71	23,44	20	6	1,06	11,44	21,26	228,84	519	24,783	4,083
PREINCISION 7,5X60 (11 MM)	29,75	59,55	11,71	23,44	20	6	1,06	11,44	21,26	228,84	519	24,783	4,083
PREINCISION 2,5X60 (11 MM)	29,75	59,55	11,71	23,44	20	6	1,06	11,44	21,26	228,84	509	24,285	4
PREINCISION 10X30 (11 MM)	29,75	29,75	11,71	11,71	25	9	0,80	8,57	19,91	214,35	436	16,513	1,812
PREINCISION 5X30 (11 MM)	29,75	29,75	11,71	11,71	25	9	0,80	8,57	19,91	214,35	436	16,513	1,812
PREINCISION 5X10 (11 MM)	29,75	29,75	11,71	11,71	25	9	0,80	8,57	19,91	214,35	436	16,513	1,812
PREINCISION 5X5 (11 MM)	29,75	29,75	11,71	11,71	25	9	0,80	8,57	19,91	214,35	436	16,513	1,812

PACKING LIST / LISTA DE EMBALAJES

MOSAICS / MOSAICOS

NAME	SIZE CM		SIZE INCH		BOX/PALLET	PIECE/BOX	M2BOX	SQF/BOX	M2/PALLET	SQF/PALLET	KG/PALLET	KG/BOX	KG/PIECE
HEXAGONO DECOR (11 MM)	44,6	51,5	17,56	20,28	20	3	0,69	7,42	13,78	148,34	357	16,7	5,4
MOSAICO BRICK NANOESSENCE (7 MM)	18,44	58	7,26	22,83	20	4	0,43	4,60	8,56	92,10	174	7,539	1,826
MOSAICO BRICK NANOFUSION (7 MM)	46,4	58	18,27	22,83	30	3	0,81	8,69	24,22	260,71	457	14,45	4,65
MOSAICO CIRCLE (7 MM)	30,07	34,84	11,84	13,72	10	4	0,42	4,51	4,19	45,11	68	4,486	1,059
MOSAICO DECOR (7 MM)	29,75	29,75	11,71	11,71	24	10	0,89	9,53	21,24	228,64	463	18,325	1,812
DECOR POLICROMÁTICO (7 MM)	44,63	89,46	17,57	35,22	27	2	0,80	8,60	21,56	232,07	570	20,273	10,003
MOSAICO 5X5 (7 MM)	29,75	29,75	11,71	11,71	24	10	0,89	9,53	21,24	228,64	391	15,325	1,512
MOSAICO 2,5X2,5 (7 MM)	29,75	29,75	11,71	11,71	24	10	0,89	9,53	21,24	228,64	463	18,325	1,812
TETRIS (7 MM)	22,21	89,46	8,74	35,22	10	6	1,19	12,83	11,92	128,32	318	29,49	4,85
MIX DECOR NANOCONCEPT (7 MM)	44,63	44,63	17,57	17,57	34	5	1,00	10,72	33,86	364,48	680	19,325	3,815
DECOR RAMP NANOFUSION (7 MM)	59,55	59,55	23,44	23,44	30	4	1,42	15,27	42,55	458,06	773	25,016	6,129
MOSAICO LINK SYBARUM (7 MM)	29,06	59,55	11,44	23,44	40	8	1,38	14,90	55,38	596,08	1002	24,477	3,024
DECOR RAMP SYBARUM (7 MM)	28,5	28,5	11,22	11,22	40	6	0,49	5,25	19,49	209,83	466	11,065	1,81
MOSAICO HEXAGONAL SYBARUM (7 MM)	45,05	25,84	17,74	10,17	40	8	0,93	10,02	37,25	400,97	1002	24,477	3,024
MOSAICO ARROW (7 MM)	44,63	44,63	17,57	17,57	30	5	1,00	10,72	29,88	321,60	549	17,53	3,406
MOSAICO CROSSED (7 MM)	44,63	39,72	17,57	15,64	27	4	0,71	7,63	19,15	206,08	413	14,449	3,406
MOSAICO 7X45 (7 MM)	44,63	44,63	17,57	17,57	30	5	1,00	10,72	29,88	321,60	607	19,465	3,85
MOSAICO DECOR MARBLE (7 MM)	89,46	89,46	35,22	35,22	20	2	1,60	17,23	32,01	344,58	585	27,597	13,661
DECOR RAMP ALCHEMY (7 MM)	59,55	59,55	23,44	23,44	30	3	1,06	11,45	31,92	343,54	582	18,64	6,129
MOSAICO BRICK ALCHEMY (7 MM)	29,75	29,75	11,71	11,71	99	6	0,53	5,72	52,57	565,89	1118	11,065	1,81
MOSAICO LISTAS PELLE (7 MM)	9,8	44,63	3,86	17,57	99	9	0,39	4,24	38,97	419,47	725	7,09	0,77
MOSAICO BRICK PELLE (7 MM)	28,5	28,5	11,22	11,22	99	6	0,49	5,25	48,25	519,34	947	11,61	1,81
DECOR RAMP ALUMINUM (7 MM)	29,7	59,55	11,69	23,44	20	5	0,88	9,52	17,69	190,38	334	15,53	3,056
LISTAS BRICK ALUMINUM (7 MM)	19	58,5	7,48	23,03	18	5	0,56	5,98	10,00	107,68	200	9,855	1,921
MOSAICO BRICK (5 MM)	33,47	38,65	13,18	15,22	10	4	0,52	5,57	5,17	55,70	115	9,194	2,236
MOSAICO 5X5 (5 MM)	29,75	29,75	11,71	11,71	24	7	0,62	6,67	14,87	160,05	278	10,635	1,49
MOSAICO 2,5X2,5 (5 MM)	29,75	29,75	11,71	11,71	24	14	1,24	13,34	29,74	320,10	387	15,15	1,07
MOSAICO SIN FIN 10X30 (5 MM)	9,9	29,75	3,90	11,71	32	21	0,62	6,66	19,79	213,04	210	5,845	0,27
MOSAICO FLAKE (5 MM)	14,73	44,63	5,80	17,57	16	12	0,79	8,49	12,62	135,86	181	9,885	0,8
MOSAICO LINK (5 MM)	14,26	28,75	5,61	11,32	24	10	0,41	4,41	9,84	105,91	225	8,415	0,821
MOSAICO TRAPEZIUM (5 MM)	29,75	29,75	11,71	11,71	24	12	1,06	11,43	25,49	274,37	548	21,895	1,81
FLAKE DECOR (7 MM)	68,28	88,46	26,88	34,83	18	2	1,21	13,00	21,74	234,05	414	21,749	10,737
RAMP DECOR (7 MM)	21,91	89,46	8,63	35,22	16	4	0,78	8,44	12,54	135,03	236	13,336	3,289
MOSAICO BRICK EVOLUTION	29,75	28	11,71"	11,02"	24	5	0,42	4,48	9,98	107,46	288,44	11,06	2,175
MOSAICO BRICK ICONIC	28,66	28,66	11,28"	11,28"	24	5	0,41	4,43	9,86	106,17	288	11,05	2,175
MOSAICO BRICK MATERIA	29,75	29,75	11,71"	11,71"	24	5	0,44	4,77	10,63	114,44	260	9,914	1,95
MOSAICO BRICK REGENERATION	28,79	28,79	11,33"	11,33"	24	5	0,41	4,46	9,94	106,94	260	10,014	2
MOSAICO BRICK XTREME	29,75	29,75	11,71"	11,71"	24	5	0,44	4,77	10,63	114,44	280	10,7	2,1

PACKING LIST / LISTA DE EMBALAJES

MOSAICS / MOSAICOS

NAME	SIZE CM		SIZE INCH		BOX/PALLET	PIECE/BOX	M2BOX	SQF/BOX	M2/PALLET	SQF/PALLET	KG/PALLET	KG/BOX	KG/PIECE
MOSAICO 2,5X2,5	29,75	29,75	11,71"	11,71"	24	8	0,71	7,75	16,99	186,00	376	14,666	1,812
MOSAICO 5X5	29,75	29,75	11,71"	11,71"	24	8	0,71	7,62	16,99	182,87	376	14,7	1,812
MOSAICO 2,5X10	29,75	29,75	11,71"	11,71"	24	8	0,71	7,75	16,99	186,00	376	14,666	1,812
MOSAICO 2,5X45	14,74	44,63	5,80"	17,57"	44	7	0,46	4,96	20,28	218,33	430	9,73	1,359
MOSAICO 5X10	29,75	29,75	11,71"	11,71"	24	8	0,71	7,75	16,99	186,00	376	14,7	1,812
MOSAICO 5X10 BURLINGTON SIN FIN	29,75	29,75	11,71"	11,71"	24	5	0,44	4,76	10,61	114,18	245	9,235	1,812
MOSAICO 2,5X15	29,75	29,75	11,71"	11,71"	24	7	0,62	6,67	14,88	160,17	332	12,854	1,812
MOSAICO 7,5X15	29,75	29,75	11,71"	11,71"	24	7	0,62	6,67	14,86	160,21	332	12,86	1,812
MOSAICO LETTERS	29,75	29,75	11,71"	11,71"	24	6	0,53	5,73	12,74	137,40	287	11,018	1,812
MOSAICO PLANE	29,75	29,75	11,71"	11,71"	24	7	0,62	6,69	14,88	160,43	332	12,889	1,812
MOSAICO LINK ROVERE	29,75	29,75	11,71"	11,71"	32	8	0,71	7,62	22,66	243,91	492	14,666	1,812
MOSAICO RANDOM INOX	29,75	29,75	11,71"	11,71"	32	7	0,62	6,67	9,84	213,55	434	12,855	1,81
MOSAICO BLEND METAL	13,8	25,75	5,43"	10,14"		15	0,53	5,74					
MOSAICO SIN FIN 15X45	14,72	44,63	5,79"	17,57"	24	8	0,53	5,66	12,62	135,84	277	10,57	1,3

LISTS / LISTAS

NAME	SIZE CM		SIZE INCH		BOX/PALLET	PIECE/BOX	M2BOX	SQF/BOX	M2/PALLET	SQF/PALLET	KG/PALLET	KG/BOX	KG/PIECE	L.MTS/BOX
CHEVRON 10X60 (7 MM)	9,77	48,37	3,85	19,04	32	12	0,57	6,10	18,15	195,33	357	10,431	0,853	
CHEVRON 20X120 (7 MM)	19,71	99,17	7,76	39,04	33	6	1,17	12,62	38,70	416,59	663	19,39	3,185	
CHEVRON 15X90 (7 MM)	14,77	73,71	5,81	29,02	36	10	1,09	11,72	39,19	421,87	730	19,65	1,932	
CHEVRON 7,5X45 (7 MM)	7,3	36,33	2,87	14,30	48	20	0,53	5,71	25,46	274,05	479	9,5	0,467	
LISTAS 15X90 (7 MM)	14,77	89,46	5,81	35,22	36	12	1,59	17,07	57,08	614,42	1048	28,47	2,345	
LISTAS 7,5X45 (7 MM)	7,3	44,63	2,87	17,57	48	20	0,65	7,01	31,28	336,66	593	11,88	0,586	
LISTAS 7,5X90 (7 MM)	7,3	89,46	2,87	35,22	99	18	1,18	12,65	116,37	1252,66	3018	30,255	1,67	
RODAPIÉ 7,5X90 (7 MM)	7,3	89,46	2,87	35,22	99	18	1,18	12,65	116,37	1252,66	3032	30,39	1,67	
LISTAS MIX 5X90 -10X90 -15X90 (5 MM)	29,75	89,46	11,71	35,22	36	24	6,39	68,75	229,95	2475,16	1042	28,314	1,166	
LISTAS MIX 5X60 -10X60 -15X60 (5 MM)	29,75	59,55	11,71	23,44	48	24	4,25	45,77	204,09	2196,82	807	16,323	0,672	
LISTAS SOUND 7,5X30 (5 MM)	7,27	29,75	2,86	11,71	48	24	0,52	5,59	24,92	268,19	357	7,09	0,285	
LISTA 7,5X60 (5 MM)	7,3	59,55	2,87	23,44	99	28	1,22	13,10	120,50	1297,09	1439	14,307	0,504	
LISTA 7,5X90	7,3	89,46	2,87"	35,22"		13						21,83	1,66	11,63
LISTA 15X60	14,74	59,55	5,80"	23,45"		8						16,025	1,975	4,764
LISTA 10X60	9,74	59,55	3,84"	23,45"		15						19,92	1,31	8,93
LISTA 7,5X60	7,3	59,55	2,87"	23,45"		15						14,925	0,98	8,93
LISTA 5X60	4,75	59,55	1,87"	23,45"		27						9,405	0,34	16,079
LISTA 2,5X60	2,3	59,55	0,91"	23,45"		60						19,425	0,32	35,73
LISTA 15X30	14,73	29,75	5,80"	11,71"	68	15	0,66	7072,00	44,68	480888,00	898840	12,88	0,850	4,476
LISTA 7,5X30	7,3	29,75	2,87"	11,71"	42	30	0,65	7018,00	27,38	294759,00	803990	18,585	0,613	8,954
RODAPIE 7,5X90	7,3	89,46	2,87"	35,22"		13						21,83	1,66	11,63
RODAPIE 7,5X60	7,3	59,55	2,87"	23,45"		15						14,925	0,98	8,933

ANTI-SLIP VALUES / VALORES ANTI-SLIP

ALCHEMY 7.0

HAMMERED	DIN R10	PTV > 24 MODERATE SLIP POTENTIAL	CLASE 1	
	<small>DIN 51130</small>	<small>BS EN 13036-4</small>	<small>UNE-ENV 12633</small>	
NATURAL	DIN R10	PTV > 36 LOW SLIP POTENTIAL	CLASE 1	DCOF > 0,42
	<small>DIN 51130</small>	<small>BS EN 13036-4</small>	<small>UNE-ENV 12633</small>	<small>ANSI A 137.1-2012</small>

ALUMINUM

SPAZZOLATO	DIN R10	DCOF >0,42	PTV > 24 MODERATE SLIP POTENTIAL	CLASE 1
	<small>DIN 51130</small>	<small>ANSI A 137.1-2012</small>	<small>BS EN 13036-4</small>	<small>UNE-ENV 12633</small>

A.MANO

NATURAL	DIN R10	DCOF >0,42	PTV > 24 MODERATE SLIP POTENTIAL	CLASE 1
	<small>DIN 51130</small>	<small>ANSI A 137.1-2012</small>	<small>BS EN 13036-4</small>	<small>UNE-ENV 12633</small>

ANARCHY

NATURAL	DIN R9	PTV > 24 MODERATE SLIP POTENTIAL	CLASE 1
	<small>DIN 51130</small>	<small>BS EN 13036-4</small>	<small>UNE-ENV 12633</small>

ARTEC 7.0

NATURAL	DIN R10	PTV >36 LOW SLIP POTENTIAL	CLASE 1
	<small>DIN 51130</small>	<small>BS EN 13036-4</small>	<small>UNE-ENV 12633</small>

BETON

NATURAL	DIN R10	PTV > 24 MODERATE SLIP POTENTIAL	CLASE 1
	<small>DIN 51130</small>	<small>BS EN 13036-4</small>	<small>UNE-ENV 12633</small>
LAPPATO		PTV > 24 MODERATE SLIP POTENTIAL	CLASE 1
		<small>BS EN 13036-4</small>	<small>UNE-ENV 12633</small>

BURLINGTON

NATURAL	PTV >24 HIGH SLIP POTENTIAL	CLASE 1
	<small>BS EN 13036-4</small>	<small>UNE-ENV 12633</small>
LAPPATO	PTV >24 HIGH SLIP POTENTIAL	
	<small>BS EN 13036-4</small>	

CAST IRON

NATURAL	DIN R10	CLASS A	DCOF > 0,42	PTV > 24 MODERATE SLIP POTENTIAL	CLASE 1
	<small>DIN 51130</small>	<small>DIN 51097</small>	<small>ANSI A 137.1-2012</small>	<small>BS EN 13036-4</small>	<small>UNE-ENV 12633</small>

ENCAUSTIC

NATURAL	DIN R10	DCOF >0,42	PTV > 24 MODERATE SLIP POTENTIAL	CLASE 1
	<small>DIN 51130</small>	<small>ANSI A 137.1-2012</small>	<small>BS EN 13036-4</small>	<small>UNE-ENV 12633</small>

ENCAUSTIC 2.0

LAPPATO	DIN R10	DCOF >0,42	PTV > 36 MODERATE SLIP POTENTIAL	CLASE 2
	<small>DIN 51130</small>	<small>ANSI A 137.1-2012</small>	<small>BS EN 13036-4</small>	<small>UNE-ENV 12633</small>

EVOLUTION

NATURAL	DIN R10	DCOF >0,42	CLASE 1
	<small>DIN 51130</small>	<small>ANSI A 137.1-2012</small>	<small>UNE-ENV 12633</small>

STRIATO	DIN R10	DCOF >0,42	CLASS B
	<small>DIN 51130</small>	<small>ANSI A 137.1-2012</small>	<small>DIN 51097</small>

LAPPATO			CLASE 1
			<small>UNE-ENV 12633</small>

FANTASY

NATURAL	DIN R10	PTV >24 MODERATE SLIP POTENTIAL	CLASE 1
	<small>DIN 51130</small>	<small>BS EN 13036-4</small>	<small>UNE-ENV 12633</small>

FORMA

PATINATO STUCCATO	DIN R10	PTV > 24 MODERATE SLIP POTENTIAL	CLASE 1
	<small>DIN 51130</small>	<small>BS EN 13036-4</small>	<small>UNE-ENV 12633</small>

HYDRAULIC

NATURAL	DIN R10	DCOF >0,42	PTV > 24 MODERATE SLIP POTENTIAL	CLASE 1
	<small>DIN 51130</small>	<small>ANSI A 137.1-2012</small>	<small>BS EN 13036-4</small>	<small>UNE-ENV 12633</small>

ICONIC

NATURAL	DIN R10	CLASE 1
	<small>DIN 51130</small>	<small>UNE-ENV 12633</small>

INOX

GRAFFIATO	DIN R10	PTV >24 MODERATE SLIP POTENTIAL	CLASE 1
	<small>DIN 51130</small>	<small>BS EN 13036-4</small>	<small>UNE-ENV 12633</small>

ANTI-SLIP VALUES / VALORES ANTI-SLIP

LAVA

NATURAL	DIN R10	CLASS A	PTV >36 LOW SLIP POTENTIAL	CLASE 1
	<small>DIN 51130</small>	<small>DIN 51097</small>	<small>BS 7976</small>	<small>UNE-ENV 12633</small>

LAPPATO	DIN R10			CLASE 1
	<small>DIN 51130</small>			<small>UNE-ENV 12633</small>

RIGATO	DIN R10		PTV >36 LOW SLIP POTENTIAL	CLASE 3
	<small>DIN 51130</small>		<small>BS 7976</small>	<small>UNE-ENV 12633</small>

MARBLE 7.0
CALACATTA

NATURAL	DIN R10	PTV > 24 MODERATE SLIP POTENTIAL	CLASE 1
	<small>DIN 51130</small>	<small>BS 7976-2</small>	<small>UNE-ENV 12633</small>

MARBLE 7.0
JOLIE

NATURAL	DIN R10	PTV > 24 MODERATE SLIP POTENTIAL	CLASE 1
	<small>DIN 51130</small>	<small>BS 7976-2</small>	<small>UNE-ENV 12633</small>

MATERIA

NATURAL	DIN R10	CLASS B	DCOF >0,42	PTV >24 MODERATE SLIP POTENTIAL	CLASE 1
	<small>DIN 51130</small>	<small>DIN 51097</small>	<small>ANSI A 137.1-2012</small>	<small>BS EN 13036-4</small>	<small>UNE-ENV 12633</small>

LAPPATO	DIN R10	CLASS C	DCOF >0,42	PTV >24 MODERATE SLIP POTENTIAL	CLASE 2
	<small>DIN 51130</small>	<small>DIN 51097</small>	<small>ANSI A 137.1-2012</small>	<small>BS EN 13036-4</small>	<small>UNE-ENV 12633</small>

FLAME	DIN R10	CLASS A	DCOF >0,42	PTV >36 LOW SLIP POTENTIAL	CLASE 3
	<small>DIN 51130</small>	<small>DIN 51097</small>	<small>ANSI A 137.1-2012</small>	<small>BS EN 13036-4</small>	<small>UNE-ENV 12633</small>

METAL 2.0

LAPPATO	DIN R10	DCOF >0,42	CLASE 1
	<small>DIN 51130</small>	<small>ANSI A 137.1-2012</small>	<small>UNE-ENV 12633</small>

METAL

NATURAL	DIN R9	PTV > 24 MODERATE SLIP POTENTIAL	CLASE 1
	<small>DIN 51130</small>	<small>BS EN 13036-4</small>	<small>UNE-ENV 12633</small>

MICROCEMENT

LAPPATO			CLASE 1
			<small>UNE-ENV 12633</small>

NATURAL	DIN R10	PTV > 24 MODERATE SLIP POTENTIAL	CLASE 2
	<small>DIN 51130</small>	<small>BS EN 13036-4</small>	<small>UNE-ENV 12633</small>

NANOAREA 7.0

BAGNATO RETICOLATO	DIN R10	DCOF >0,42	PTV > 24 MODERATE SLIP POTENTIAL	CLASE 1
	<small>DIN 51130</small>	<small>ANSI A 137.1-2012</small>	<small>BS EN 13036-4</small>	<small>UNE-ENV 12633</small>

NANOCONCEPT 7.0

NATURAL RIGATO INCROCIATO	DIN R10	CLASS C	DCOF > 0,42	PTV > 36 LOW SLIP POTENTIAL	CLASE 1
	<small>DIN 51130</small>	<small>DIN 51097</small>	<small>ANSI A137.1 S-S.6.1</small>	<small>BS EN 13036-4</small>	<small>UNE-ENV 12633</small>

NANOCORTEN

LAPPATO				PTV > 24 MODERATE SLIP POTENTIAL
				<small>BS EN 13036-4</small>

NANOESSENCE 7.0

LAPPATO	DIN R10	DCOF > 0,42	CLASE 2
	<small>DIN 51130</small>	<small>ANSI A137.1 S-S.6.1</small>	<small>UNE-ENV 12633</small>

NANOEVOLUTION

NATURAL	DIN R10	DCOF >0,42	CLASE 1
	<small>DIN 51130</small>	<small>ANSI A 137.1-2012</small>	<small>UNE-ENV 12633</small>

STRIATO	DIN R10	DCOF >0,42	CLASS B
	<small>DIN 51130</small>	<small>ANSI A 137.1-2012</small>	<small>DIN 51097</small>

LAPPATO			CLASE 1
			<small>UNE-ENV 12633</small>

ANTI-SLIP VALUES / VALORES ANTI-SLIP

NANOFANTASY	NATURAL	DIN R10 <small>DIN 51130</small>	PTV >24 <small>MODERATE SLIP POTENTIAL</small>	CLASE 1 <small>UNE-EN 12833</small>		
NANOFACTURE 7.0	NATURAL	DIN R10 <small>DIN 51130</small>	DCOF >0,42 <small>ANSI A137.1 S-6.1</small>	PTV >24 <small>MODERATE SLIP POTENTIAL</small>	CLASE 1 <small>UNE-EN 12833</small>	
NANOFORMA	PATINATO STUCCATO	DIN R10 <small>DIN 51130</small>	CLASE 1 <small>UNE-EN 12833</small>	PTV >24 <small>MODERATE SLIP POTENTIAL</small>		
NANOFUSION 7.0	NAURAL	DIN R10 <small>DIN 51130</small>	DCOF >0,42 <small>ANSI A 137.1-2012</small>	CLASE 1 <small>UNE-EN 12833</small>		
NANOICONIC	NATURAL	DIN R10 <small>DIN 51130</small>	CLASE 1 <small>UNE-EN 12833</small>			
NANOREGENERATION	NATURAL	DIN R10 <small>DIN 51130</small>	DCOF >0,42 <small>ANSI A 137.1-2012</small>	CLASE 1 <small>UNE-EN 12833</small>		
	LAPPATO	DIN R10 <small>DIN 51130</small>	DCOF >0,42 <small>ANSI A 137.1-2012</small>	CLASE 2 <small>UNE-EN 12833</small>		
NANOSHIBA 7.0	NATURAL	DIN R10 <small>DIN 51130</small>	DCOF >0,42 <small>ANSI A137.1 S-6.1</small>	PTV >24 <small>MODERATE SLIP POTENTIAL</small>	CLASE 1 <small>UNE-EN 12833</small>	
	NON-SLIP	DIN R11 <small>DIN 51130</small>	CLASS C <small>DIN 51097</small>	DCOF >0,42 <small>ANSI A137.1 S-6.1</small>	PTV >36 <small>LOW SLIP POTENTIAL</small>	CLASE 3 <small>UNE-EN 12833</small>
NANOSPECTRUM 7.0	NATURAL SATINADO PULIDO	CLASE 1 <small>UNE-EN 12833</small>				

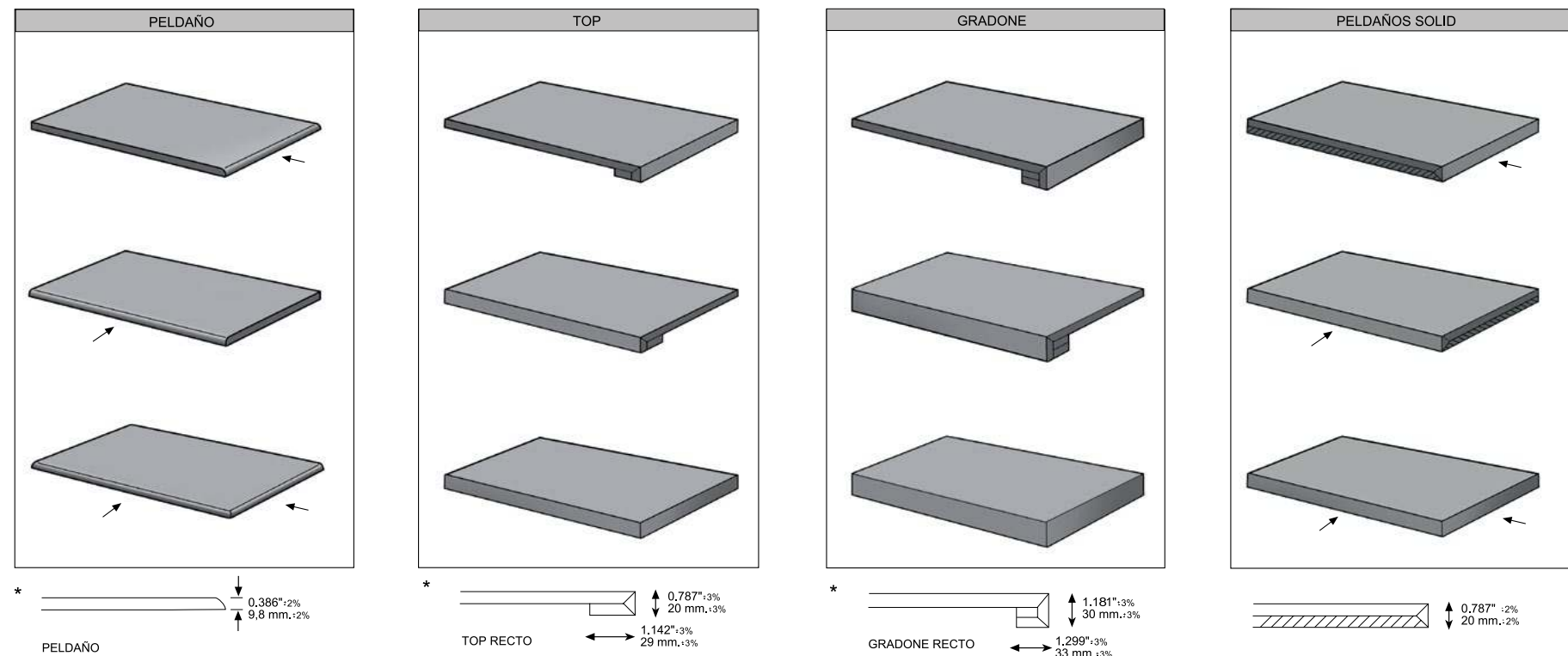
NANOTERRATEC	NATURAL	DIN R10 <small>DIN 51130</small>	DCOF >0,42 <small>ANSI A137.1 S-6.1</small>	PTV >24 <small>MODERATE SLIP POTENTIAL</small>	CLASE 1 <small>UNE-EN 12833</small>	
	LAPPATO	DIN R10 <small>DIN 51130</small>	DCOF >0,42 <small>ANSI A137.1 S-6.1</small>	PTV >24 <small>MODERATE SLIP POTENTIAL</small>	CLASE 3 <small>UNE-EN 12833</small>	
NEOCOUNTRY	NATURAL	DIN R10 <small>DIN 51130</small>	PTV >24 <small>LOW SLIP POTENTIAL</small>	CLASE 1 <small>UNE-EN 12833</small>		
	BOCCIARDATO	CLASS C <small>DIN 51130</small>	PTV >36 <small>LOW SLIP POTENTIAL</small>	CLASE 3 <small>UNE-EN 12833</small>		
OBJECT 7.0	NATURAL	DIN R10 <small>DIN 51130</small>	PTV >24 <small>MODERATE SLIP POTENTIAL</small>	CLASE 1 <small>UNE-EN 12833</small>		
	NON-SLIP	DIN R11 <small>DIN 51130</small>	CLASS C <small>DIN 51097</small>	DCOF >0,42 <small>ANSI A 137.1-2012</small>	PTV >36 <small>LOW SLIP POTENTIAL</small>	CLASE 3 <small>UNE-EN 12833</small>
PATINA	NATURAL	DIN R10 <small>DIN 51130</small>	DCOF >0,42 <small>ANSI A 137.1-2012</small>	PTV >24 <small>MODERATE SLIP POTENTIAL</small>	CLASE 2 <small>UNE-EN 12833</small>	
PELLE	NATURAL	DIN R10 <small>DIN 51130</small>	PTV >24 <small>MODERATE SLIP POTENTIAL</small>	CLASE 1 <small>UNE-EN 12833</small>		
PULPIS	NATURAL	DIN R9 <small>DIN 51130</small>	DCOF >0,42 <small>ANSI A 137.1-2012</small>			
	LAPPATO	PTV >24 <small>MODERATE SLIP POTENTIAL</small>	CLASE 2 <small>UNE-EN 12833</small>			
	TASSELLATO	CLASE 1 <small>UNE-EN 12833</small>				

ANTI-SLIP VALUES / VALORES ANTI-SLIP

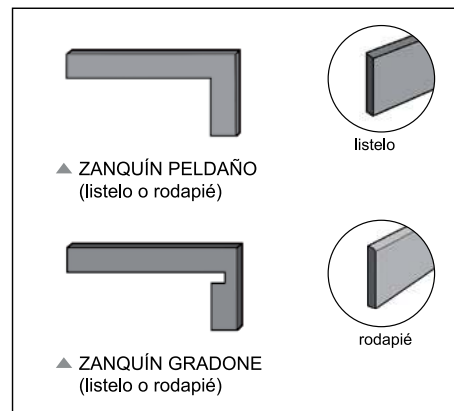
REGENERATION	NATURAL	DIN R10 <small>DIN 51130</small>	DCOF >0,42 <small>ANSI A 137.1-2012</small>	CLASE 1 <small>UNE-EN 12833</small>	
	LAPPATO	DIN R10 <small>DIN 51130</small>	DCOF >0,42 <small>ANSI A 137.1-2012</small>	CLASE 2 <small>UNE-EN 12833</small>	
ROVERE	DECAPE	DIN R10 <small>DIN 51130</small>	CLASE 2 <small>UNE-EN 12833</small>		
SPECTRUM	SATINADO	PTV >24 <small>LOW SLIP POTENTIAL</small>	CLASE 1 <small>UNE-EN 12833</small>		
SYBARUM 7.0	SILK SCAVATO	CLASE 1 <small>UNE-EN 12833</small>	PTV >24 <small>MODERATE SLIP POTENTIAL</small>		
	NON-SLIP	CLASE 3 <small>UNE-EN 12833</small>	PTV >36 <small>LOW SLIP POTENTIAL</small>		
TERRATEC	NATURAL	DIN R10 <small>DIN 51130</small>	DCOF >0,42 <small>ANSI A137.1 S-6.1</small>	PTV >24 <small>MODERATE SLIP POTENTIAL</small>	CLASE 1 <small>UNE-EN 12833</small>
	LAPPATO	DIN R10 <small>DIN 51130</small>	DCOF >0,42 <small>ANSI A137.1 S-6.1</small>	PTV >24 <small>MODERATE SLIP POTENTIAL</small>	CLASE 3 <small>UNE-EN 12833</small>
TERRAZZO	NATURAL	DIN R10 <small>DIN 51130</small>	DCOF >0,42 <small>ANSI A 137.1-2012</small>	PTV >24 <small>MODERATE SLIP POTENTIAL</small>	CLASE 1 <small>UNE-EN 12833</small>
XTREME	LAPPATO	DIN R10 <small>DIN 51130</small>	DCOF >0,42 <small>ANSI A 137.1-2012</small>	PTV >36 <small>LOW SLIP POTENTIAL</small>	CLASE 3 <small>UNE-EN 12833</small>

OBJECT SOLID 2CM	SOLID 2 CM	DIN R11 <small>DIN 51130</small>	CLASS C <small>DIN 51097</small>	DCOF >0,42 <small>ANSI A 137.1-2012</small>	PTV >36 <small>LOW SLIP POTENTIAL</small>	CLASE 3 <small>UNE-EN 12833</small>
CONCEPT SOLID 2CM	SOLID 2 CM	DIN R11 <small>DIN 51130</small>	CLASS C <small>DIN 51097</small>	DCOF >0,42 <small>ANSI A 137.1-2012</small>	PTV >36 <small>LOW SLIP POTENTIAL</small>	CLASE 1 <small>UNE-EN 12833</small>
SYBARUM SOLID 2CM	SOLID 2 CM	DIN R11 <small>DIN 51130</small>	CLASS C <small>DIN 51097</small>	PTV >36 <small>LOW SLIP POTENTIAL</small>	CLASE 3 <small>UNE-EN 12833</small>	
MATERIA SOLID 2CM	SOLID 2 CM	DIN R11 <small>DIN 51130</small>	CLASS C <small>DIN 51097</small>	DCOF >0,42 <small>ANSI A 137.1-2012</small>	PTV >36 <small>LOW SLIP POTENTIAL</small>	CLASE 3 <small>UNE-EN 12833</small>
REGENERATION SOLID 2CM	SOLID 2 CM	DIN R11 <small>DIN 51130</small>	CLASS C <small>DIN 51097</small>	PTV >36 <small>LOW SLIP POTENTIAL</small>	CLASE 3 <small>UNE-EN 12833</small>	

TECHNICAL DATA. STEPS / INFORMACIÓN TÉCNICA. PELDAÑOS



* Standard measures for 30x60 steps. Other sizes, please make an inquiry with our commercial network. Medidas standard para peldaños de formato 30x60 cm. Para otros formatos, consultar a través de nuestra red comercial.



STEPS. RECOMMENDED INFORMATION

To purchase steps you should specify the relevant reference needed. "model name + model colour + finish + size + step specific reference"

- E.1 LAVA ANTRACITA NATURAL 60x60 GRADONE RECTO CON RAYAS (with grooves)
- E.2 LAVA MARFIL LAPPATO 60x60 TOP ÁNGULO RECTO SIN RAYAS (without grooves)
- E.3 BETON GREY NATURAL 45x90 GRADONE-90 RECTO CON RAYAS (with grooves)
- E.4 BETON GREY LAPPATO 45x90 PELDAÑO-45 RECTO SIN RAYAS (without grooves)
- E.5 BETON GREY LAPPATO 45x90 GRADONE ÁNGULO RECTO SIN RAYAS (LEFT SIDE)

In example 5 it does not specify the dimension to be grooved as it is a corner type. For ordering ANGLULO you line up longest dimension to be grooved towards you and indicate whether the other grooves will be on the right or left side. Rectangular shapes, the price group will be the same for the short and long side.

All these products are also available with grooves / All series have matching steps available in all colours and finishes. / * Angle steps are available in all step types and sizes. Todos estos productos también se pueden realizar con ranuras por indicación expresa. / Todos los peldaños están disponibles en todas las series citadas y se fabrican en todos los colores y acabados. / * Los peldaños ángulo están disponibles en todos los tipos de peldaño y formatos citados.


PELDAÑOS. INFORMACIÓN RECOMENDADA

Para realizar el pedido de peldaños se debe generar la referencia específica formada por: "nombre del modelo + color del modelo + acabado + formato + referencia específica de peldaño"

- E.1 LAVA ANTRACITA NATURAL 60x60 GRADONE RECTO CON RAYAS
- E.2 LAVA MARFIL LAPPATO 60x60 TOP ÁNGULO RECTO SIN RAYAS
- E.3 BETON GREY NATURAL 45x90 GRADONE-90 RECTO CON RAYAS
- E.4 BETON GREY LAPPATO 45x90 PELDAÑO-45 RECTO SIN RAYAS
- E.5 BETON GREY LAPPATO 45x90 GRADONE ÁNGULO RECTO SIN RAYAS (LADO IZDO.)

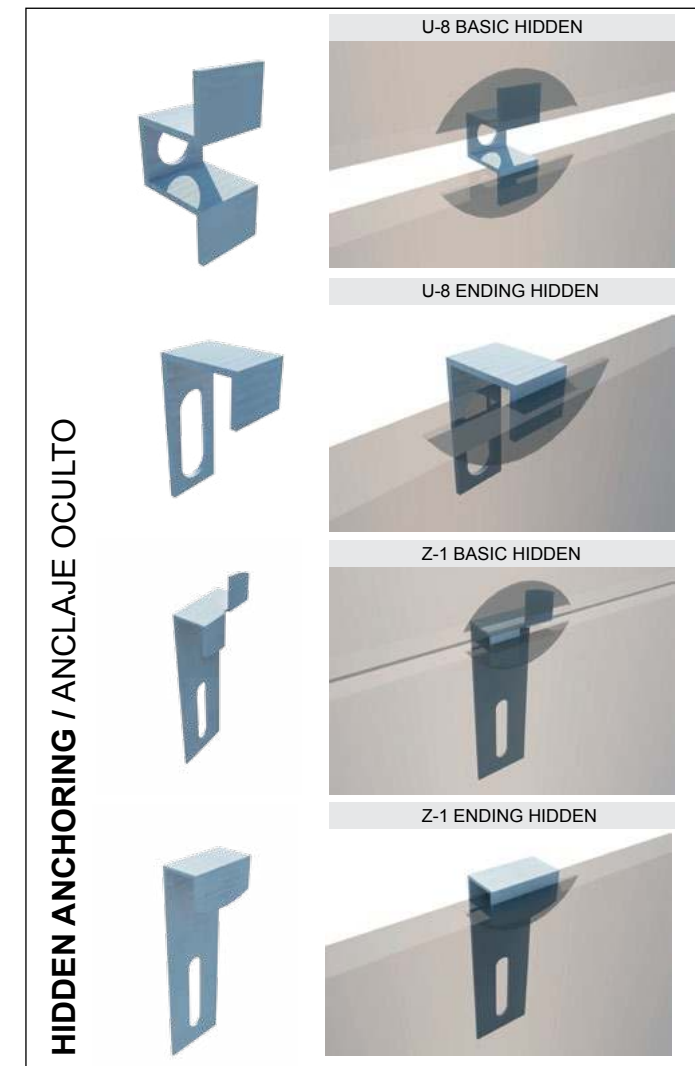
En el ejemplo E.5 no se especifica la dimensión a ejecutar ya que al tratarse de un ángulo -tipo de peldaño empleado para esquinas- serán ejecutados tanto el lado de 90 cm, como el de 45 cm.; en estos casos si indicaremos qué ángulo es el que ejecutaremos. Para ello nos posicionaremos frente a la dimensión de mayor tamaño del peldaño e indicaremos si el peldaño se ejecutará por su lado izquierdo o derecho. Para piezas rectangulares, el grupo de precio será el mismo tanto para el lado largo como el corto.

TECHNICAL DATA. CORNERS / INFORMACIÓN TÉCNICA. ESQUINAS



*For specific projects check technical information with our commercial network. Para proyectos concretos obtenga información técnica a través de nuestra red comercial.

ANCHORING SYSTEM FOR GLUED FAÇADES / SISTEMA DE ANCLAJE PARA FACHADAS PEGADAS



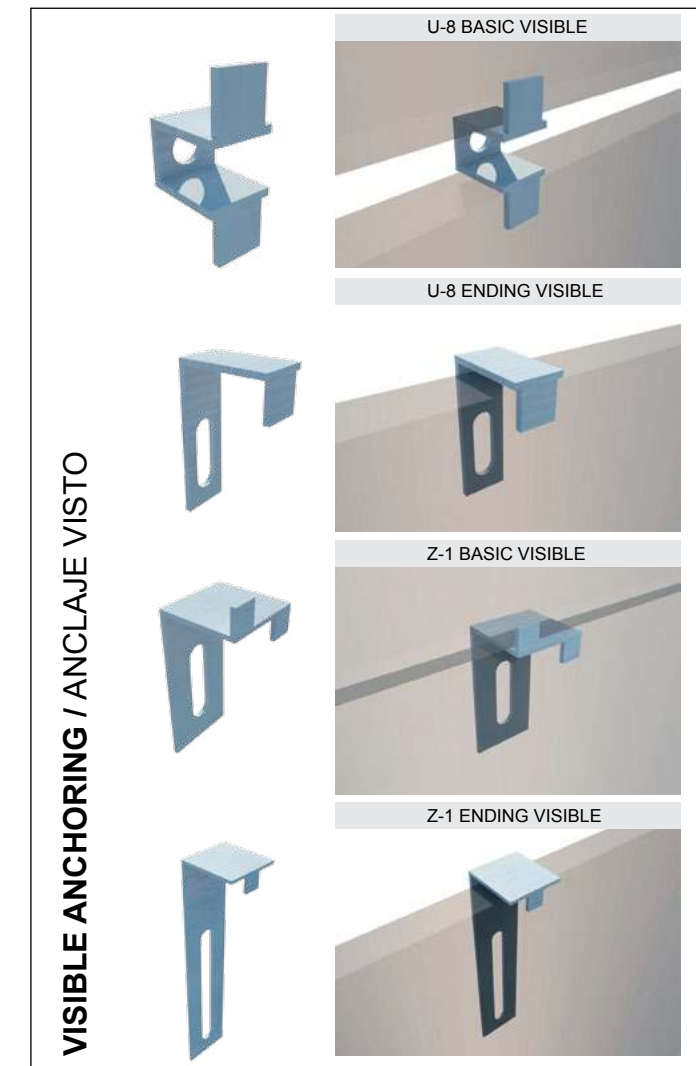
PRICE GROUPS / GRUPOS DE PRECIOS

Hidden anchoring	Groups		Visible anchoring	Groups	
	inox	black		inox	black
U-8 BASIC HIDDEN	G-27	G-43	U-8 BASIC VISIBLE	G-29	G-45
U-8 ENDING HIDDEN	G-27	G-43	U-8 ENDING VISIBLE	G-29	G-45
Z-1 BASIC HIDDEN	G-33	G-51	Z-1 BASIC VISIBLE	G-37	G-53
Z-1 ENDING HIDDEN	G-33	G-51	Z-1 ENDING VISIBLE	G-37	G-53

AVERAGE QUANTITY ANCHORING / M² (variable depending on project)
CANTIDAD MEDIA DE ANCLAJE / M² (variable en función del proyecto)

FORMAT	AVERAGE QUANTITY ANCHORING / M ²	FORMAT	AVERAGE QUANTITY ANCHORING / M ²
60x120	3,33 units / m ²	22,5x90	10,50 units / m ²
30x120	5,55 units / m ²	15x90	15,66 units / m ²
90x90	2,85 units / m ²	60x60	6,10 units / m ²
45x90	5,95 units / m ²	30x60	12,25 units / m ²
30x90	8,02 units / m ²	15x60	23,74 units / m ²

* For pricing on grooved material for hidden system, please check with our commercial department. En el caso de solicitar material ranurado contactar con el dep. comercial. The price includes staple, plug and screw. El precio por anclaje incluye también el taco y el tornillo.



TECHNICAL FEATURES / CARACTERÍSTICAS TÉCNICAS

ANCHORING. Stainless steel of AISI 304 alloy / acero inoxidable de aleación AISI 304	
ELECTRICAL PROPERTIES / PROPIEDADES ELÉCTRICAS	
Electrical resistivity / Resistividad eléctrica	70-72
PHYSICAL PROPERTIES / PROPIEDADES FÍSICAS	
Density / Densidad (g cm ⁻³)	7.93
Melting point / Punto de fusión (C°)	1400-1455
MECHANICAL PROPERTIES / PROPIEDADES MECÁNICAS	
Elongation / Alargamiento %	<60
Brinell hardness / Dureza Brinell	160-190
Izod impact / Impacto Izod (J m ⁻¹)	20-136
Elasticity module / Módulo de elasticidad (Gpa)	190-210
Traction resistance / Resistencia a la tracción (Mpa)	460-1100
THERMAL PROPERTIES / PROPIEDADES TÉRMICAS	
Thermal expansion coefficient / Coeficiente de expansión térmica @20-100C (x10 ⁻⁶ K ⁻¹)	18.00
Thermal conductivity / Conductividad térmica a 23 °C (W m ⁻¹ K ⁻¹)	16.30

GENERAL INFORMATION / INFORMACION GENERAL

RECOMMENDED INFORMATION

All products receive a protective coating to prevent possible attacks during their placement in the implementation process at work. This protection should be completely removed resulting in clean material. Please consult our commercial network if you have any questions regarding recommended cleaning for our products.

INFORMACIÓN RECOMENDADA

Todos los productos llevan una aplicación protectora para evitar posibles agresiones durante su colocación en el proceso de ejecución en obra. Esta aplicación debe eliminarse completamente para conseguir una limpieza óptima del material. Consulte con nuestra red comercial cualquier duda acerca de las recomendaciones de limpieza de nuestro producto.

INFORMATION RECOMMANDÉE

Tous nos produits viennent avec une pellicule protectrice pour éviter les éventuelles agressions lors de la pose du matériel sur chantier. Cette protection doit être complètement éliminée pour obtenir un nettoyage optimum des carreaux. Veuillez consulter auprès de notre réseau commercial pour toute demande sur les recommandations de nettoyage de nos produits.

EMPFÖHLENE INFORMATION

Alle produkte sind mit einer schutzschicht versehen um mögliche angriffe während der verlegung und verarbeitung zu vermeiden. Diese schutzschicht muss vollständig entfernt werden um eine optimale reinigung des materials zu erzielen. Bei fragen zur reinigungsempfehlung unserer produkte wenden sie sich bitte an unser händlernetz.

RECOMMENDED INFORMATION. INOX COLLECTION / INFORMACION RECOMENDADA. COLECCIÓN INOX

RECOMMENDED INFORMATION FOR THE INOX COLLECTION

Product composed of metallic particles that recreates the authenticity of natural steel, that due to external factors can display progressive aging. This material offers a steel look with a random machined effect between pieces, which with time can increase due to their use.

INFORMACIÓN RECOMENDADA PARA LA COLECCIÓN INOX

Producto compuesto de partículas metálicas que recrea la autenticidad del acero natural, que debido a factores externos puede presentar un envejecimiento progresivo. Material que ofrece diferentes frecuencias de rayado entre piezas y que a su vez puede incrementar su rayado debido al uso.

EMPFÖHLENE INFORMATION FÜR KOLLEKTION INOX

Produkt bestehend aus Metallpartikeln welche die Echtheit des Edlstahls nachbilden und somit durch externe Faktoren eine progressive Veralterung aufweisen kann. Material zeigt mit unterschiedlicher Häufigkeit Polierstreifen in den einzelnen Platten die sich mit der Zeit durch den Gebrauch intensivieren können.

RECOMMANDATIONS POUR LA COLLECTION INOX

Produit composé de particules métalliques qui permettent de recréer l'authenticité de l'acier naturel et qui en raison de facteurs externes peut présenter un vieillissement progressif. Ce matériel offre un aspect brossé volontaire et aléatoire d'une pièce à l'autre dont les rayures vont s'accroître en fonction de l'usage.

ISTRUZIONI RACCOMANDATE PER LA SERIE INOX

Il prodotto è composto di particolari metalli che ricreano la unicità dell'acciaio naturale e che a causa di fattori esterni possono dare luogo ad un invecchiamento progressivo del prodotto. Questo materiale presenta differenti effetti di graffiatura fra singoli pezzi che possono aumentare conseguentemente al suo utilizzo.

INFORMAÇÃO RECOMENDADA PARA A COLEÇÃO INOX

Produto composto por partículas metálicas que recreia a autenticidade do aço natural, que devido a factores externos pode apresentar um envelhecimento progressivo. Material que oferece diferentes intensidades de raiado entre as peças e que, por sua vez, pode ser intensificado devido ao uso.

ОСОБЫЕ ЗАМЕЧАНИЯ ДЛЯ КОЛЛЕКЦИИ INOX

Для воссоздания неповторимости натуральной стали, в состав данного материала входят оригинальные металлические частицы, которые под влиянием внешних воздействий, могут проявлять признаки прогрессивного старения. Материал подвержен специальной обработке, образующей круговые царапины, которые также могут формироваться при его дальнейшей эксплуатации.

CHEMICAL RESISTANCE / EN-14411 anexo G / Test UNE-EN-ISO 10545

RESISTENCIA A PRODUCTOS QUÍMICOS / EN-14411 anexo G / Ensayo UNE-EN-ISO 10545

TEST SOLUTIONS SOLUCIONES DE ENSAYO	CLASSIFICATION CLASIFICACIÓN	VISUAL CHANGES CAMBIOS VISIBLES OBSERVADOS
House hold chemicals Productos domésticos de limpieza Ammonium Chloride / Cloruro Amónico	GA(V)	Slight change in appearance / Ligero cambio de aspecto
Swimming pool salts Aditivos para agua de piscinas Sodium Hypochlorite / Hipoclorito Sódico	GA	No visible effects / Sin efectos visibles
Acids and Alkalis (Low concentrations) Ácidos y Alcalis (Baja concentración)		
Hydrochloric Acid / Acido Clorhídrico	GLA (V)	Slight change in appearance / Ligero cambio de aspecto
Citric Acid / Acido Cítrico	GLA (V)	Slight change in appearance / Ligero cambio de aspecto
Potassium Hydroxide / Hidróxido Potásico	GLA (V)	Slight change in appearance / Ligero cambio de aspecto
Acids and Alkalis (High concentrations) Ácidos y Alcalis (Alta concentración)		
Hydrochloric Acid / Acido Clorhídrico	GHB (V)	Definite change in appearance / Clara modificación de aspecto
Lactic Acid / Acido Láctico	GHA (V)	Slight change in appearance / Ligero cambio de aspecto
Potassium Hydroxide / Hidróxido Potásico	GHA (V)	Slight change in appearance / Ligero cambio de aspecto














CHEMICAL RESISTANCE / ASTM C 650

RESISTENCIA A PRODUCTOS QUÍMICOS / ASTM C 650

Acid 10% HCL / Ácido 10% HCL	Affected Surface / Superficie afectada
Alkali 10% KOH / Alkali 10% KOH	Affected Surface / Superficie afectada

No established criteria for acceptable limits / Ningún resultado establecido para límites aceptables.

TECHNICAL FEATURES / CARACTERÍSTICAS TÉCNICAS

TECHNICAL CHARACTERISTICS CARACTERÍSTICAS TÉCNICAS TECHNISCHE EIGENSCHAFTEN	STANDARD TEST METHOD MÉTODO DE LA NORMA NORM	STANDARD PRESCRIBED VALUES VALOR PRESCRITO POR LA NORMA NORMVORGABE	APAVISÁ
MEASUREMENTS AND SURFACE APPEARANCE / DIMENSIONES Y ASPECTO SUPERFICIAL / ABMESSUNGEN UND OBERFLÄCHEN			
 LENGTH AND WIDTH LONGITUD Y ANCHURA LÄNGE UND BREITE	UNE - EN ISO 10545-2	± 0.6% max.	± 0.2%
 THICKNESS ESPESOR STÄRKE	UNE - EN ISO 10545-2	± 5% max.	± 2%
 ORTHOGONALITY ORTOGONALIDAD RECHTWINKLIGKEIT	UNE - EN ISO 10545-2	± 0.6% max.	± 0.2%
 SURFACE FLATNESS PLANITUD DE SUPERFICIE PLANIMETRIE	UNE - EN ISO 10545-2	± 0.5% max.	± 0.2%
PHYSICAL PROPERTIES / PROPIEDADES FÍSICAS / PHYSISCHE EIGENSCHAFTEN			
 WATER ABSORPTION ABSORCIÓN DE AGUA WASSERAUFNAHME	UNE - EN ISO 10545-3	≤ 0.5%	± 0.1%
 BENDING RESISTANCE RESISTENCIA A FLEXIÓN BIEGEFESTIGKEIT	UNE - EN ISO 10545-4	≥ 35 N/mm ²	45 N/mm ² ¹
 RESISTANCE TO DEEP ABRASION RESISTENCIA A LA ABRASIÓN WIDERSTAND GEGEN DEN TIEFENVERSCHEISS	UNE - EN ISO 10545-6	≤ 175 mm ³	131 mm ^{3 4}
 TEMPERATURE SHOCK RESISTANCE RESISTENCIA AL CHOQUE TÉRMICO TEMPERATURESCHOCKBESTÄNDIGKEIT	UNE - EN ISO 10545-9	NO DEFECTS SHOULD BE VISIBLE NO DEBE PRESENTAR DEFECTOS VISIBLES	DURABLE RESISTENTE
 FROST RESISTANCE RESISTENCIA A LA HELADA FROSTBESTÄNDIGKEIT	UNE - EN ISO 10545-12	NO SURFACE DEFECTS OR CRACKS SHOULD BE VISIBLE NO DEBE PRESENTAR DEFECTOS O ROTURAS EN LA SUPERFICIE	ANTI - ICE ANTHIELO
 ANTI - SLIP ANTIDESLIZAMIENTO RUTSCHHEMMEDE EIGENSCHAFT	DIN 51130	WET TEST	R10 ¹
	DIN 51097	DRY TEST	-
	UNE - ENV 12633	≥ 0,6 DRY TEST / ENSAYO EN SECO ≥ 0,6 WET TEST / ENSAYO SOBRE MOJADO	Clase 3 ² Clase 1 ¹
	ASTM C 1028-96	THERE SHOULD BE NO COLOUR VARIATIONS NO DEBE PRESENTAR VARIACIONES DE COLOR	≥ 0,6 ≥ 0,6
 COLOUR RESISTANCE TO LIGHT RESISTENCIA DEL COLOR A LA LUZ LICHTBESTÄNDIGKEIT	DIN 51094	THERE SHOULD BE NO COLOUR VARIATIONS NO DEBE PRESENTAR VARIACIONES DE COLOR	NO ALTERATIONS NO PRESENTA ALTERACIONES
CHEMICAL PROPERTIES / PROPIEDADES QUÍMICAS / CHEMISCHE EIGENSCHAFTEN			
 CHEMICAL RESISTANCE RESISTENCIA QUÍMICA BESTÄNDIGKEIT GEGEN CHEMIKALIEN	UNE - EN ISO 10545-13	THERE SHOULD BE NO VISIBLE CHANGES WHEN SUBJECTED TO CHEMICALS NO DEBE PRESENTAR ALTERACIONES VISIBLES A LOS ATAQUES QUÍMICOS	Min - UB
 RESISTANCE TO STAINING RESISTENCIA A LAS MANCHAS FLECKENBESTÄNDIGKEIT	UNE - EN ISO 10545-14	THERE SHOULD BE NO VISIBLE CHANGES WHEN SUBJECTED TO CHEMICALS NO DEBE PRESENTAR ALTERACIONES VISIBLES A LOS ATAQUES QUÍMICOS	Mín. 3

¹ Test done in evolution grey striato 60x60. Average test result value. Consult specific product test result value before supplying. Possibility of other tests by request. Every natural finish product can be manufactured on a higher non slip grade by request. / Prueba realizada sobre el producto evolution grey striato 60x60. Valor de media. Consultar valor de un producto específico antes del suministro. Posibilidad de realizar ensayos diferentes. Los productos con acabado mate pueden ser fabricados con un grado de antideslizamiento mayor bajo solicitud expresa.

² Dry Test, according to document DA DB-SUA/3 (Código Técnico de la Edificación) M° de Fomento. Test done in EVOLUTION GREY LAPPATO 30X60. / Ensayo realizado, según documento DA DB-SUA/3 (Código Técnico de la Edificación) M° de Fomento, sobre el producto EVOLUTION GREY LAPPATO 30X60.

³ Average value. Test issued in Apavisá internal laboratory on Evolution grey striato 30x60. For any official certification or verification of the values listed, contact the Technical Department through dpto.tecnico@apavisá.com / Valor de media. Prueba realizada en laboratorio interno de Apavisá sobre el producto Evolution grey striato 30x60. Para cualquier certificación oficial o verificación de los valores mencionados contactar con el Departamento Técnico de Apavisá a través de dpto.tecnico@apavisá.com.

⁴ Average value. Test issued in Apavisá internal laboratory on Evolution grey striato 30x60. For any official certification or verification of the values listed, contact the Technical Department through dpto.tecnico@apavisá.com / Valor de media. Prueba realizada en laboratorio interno de Apavisá sobre el producto Evolution grey striato 30x60. Para cualquier certificación oficial o verificación de los valores mencionados contactar con el Departamento Técnico de Apavisá a través de dpto.tecnico@apavisá.com.

APAVISÁ PORCELÁNICO S.L. assumes no liability for any printing errors. The technical characteristics contained in this catalog are mean values of our products. To carry out any orders that are requested consultations with the technical characteristics of the particular model to APAVISÁ PORCELÁNICO S.L. All features and specifications are based on information available at the time of printing this folder and may be changed without notice, according to market conditions, technological innovations and/or any other factor, without incurring any liability. / APAVISÁ PORCELÁNICO S.L. no asume ninguna responsabilidad por posibles errores de impresión. Las características técnicas que constan en el presente catálogo son valores medios de nuestros productos. Para la realización de cualquier pedido se solicita que sean consultadas las características técnicas del modelo en concreto a APAVISÁ PORCELÁNICO S.L. Todas las características y especificaciones técnicas están basadas en la información disponible en el momento de la impresión de la presente carpeta y podrán ser modificadas sin previo aviso, de acuerdo a las circunstancias del mercado, innovaciones tecnológicas y/o cualquier otro factor, sin incurrir en ningún tipo de responsabilidad.

CONSEJOS DE COLOCACIÓN / FIXING TIPS

CARE TO BE TAKEN DURING THE CONSTRUCTION

Our ceramic products can be considered as a final finish in the construction process, so it is advisable to be laid only when the rest of the building works are complete (structures, masonry, flooring, ceilings...); specially the flooring. This will minimize the collateral damage that sometimes occurs when the product is being placed too soon.

When porcelain tiles are placed before the end of the construction, one must take special care to protect the piece until the works are finalized.

PRE-FIXING ISSUES

• Upon receiving porcelain tiles it is essential to check if the tone, size and quality meet the required standards in advance, as well as assuring the lack of any visible surface defects. In case of facing any problems, our technical team will be able to study these when informed before laying the product.

- One must choose the proper tools for laying ceramic products (serrated edged comb, rubber mallet, suction cups, spreaders and clamps for laying, jointing rubber float, ...)
- Mix pieces from different boxes.

SUPPORT BASE PREPARATION

The support base for wall or floor for the tiles must be stable, dry, flat and it must have the adequate consistency. This base must never be too hot nor too cold and should be clean. One must not forget to clean any dust, grease or oil leftovers to facilitate an optimal adhesion.

It is convenient to use slightly rough support bases, altering any excessively smooth leveling layer, in order to ensure greater adherence.

ADHESIVE CHOICE

The type of adhesive will be determined by the water absorption of each type of tile. In our case, it is advisable to employ the technique of placing a thin layer of cement adhesive of type C2.

For formats larger than 30x30cm, we recommend the double-layer-adhesive. This technique involves the appliace of adhesive on the support base as well as on the tile; this technique is strongly recommended for outdoors.

The bonding material must be applied with serrated edged comb to achieve a homogeneous adhesive distribution throughout the laying surface, even in the corners of the tile. A non-uniform adhesive layer will cause tensions on the tile, which will create an "eyebrow" effect. It is advisable to follow the instructions of the adhesives manufacturer, particularly for different cement-based bonding materials.

TILE INSTALLATION

The previous handling of the tiles, especially the rectified, must be done with utmost care to avoid scratches or chipping of the tiles.

During the fixing process, the surface shall not be marked by graphite materials (pencils) or permanent markers, especially in the case of polished products to avoid potential cleaning problems.

In the placement of tiles the use of at least 2mm spreaders is advisable. For locked placement, it is advisable to fix at a distance from 1/3 of the piece, never at half of the piece.

In large format porcelain pieces (over 60cm of any of its sides) it is convenient to use leveling clips to ensure the flatness of the pieces (such as the Raimondi leveling system, although there may be other manufacturers recommended in the market).

JOINTS AND GROUTS

The main functions of installation joints are: to absorb deformations of the support, to increase surface adhesion between the parts and the bonding material, and to improve the impermeability of the surface.

It is necessary to respect the indications given below:

- **Structural joints:** the construction project already takes into account the existence of these joints in the floor coverings. These must also abide when covering the joint with plastic trims.
- **Perimeter joints:** it is always appropriate to provide these joints that isolate the tile and bonding material from any structural movements, avoiding tensions with them. Perimeter joints are normally hidden by the skirting board or the tile itself; they must have a width of 5 to 10 mm, and may be empty or filled with deformable material.
- **Expansion joints:** allow deformations due to thermal and hygroscopic variations between tiles between the bonding material and the support base. Usually designed with a width of 5-8 mm and surfaces from 25 m2 (in sections of 5x5 m2) indoor and surfaces from 9 m2 (in sections of 3x3 m2) outdoors. These joints must be well executed, this means that they must be flexible, waterproof, well bonded and must reach the base support.
- **Installation joints:** those between tiles. Before grouting these must be empty, without any bonding materials. It is not recommended to fix any floor without joints, advising a minimum joint of 2-3 mm The grout used in installation joints must be applied with a rubber float. The market offers a wide range of grouts, which are suitable for each type of tile and temperature as specified by the manufacturer of the grout, in which the type of product to be used, colors and waiting time before grouting should be recommended.

Before grouting, it is advisable to test a small area of the part to determine whether the chosen grout affects or stains the surface of the piece. In this case, one should contact the grout manufacturer. Ask the manufacturer for a suitable cleaner for this type of grip material. A bonding material with a thin granulometry is desirable in order to avoid scratches on the tile during its placement.

CUIDADOS A SEGUIR DURANTE LA CONSTRUCCIÓN

Nuestros productos se pueden considerar acabados finales en la construcción, por ello es recomendable ser colocados sólo cuando el resto de los trabajos constructivos hayan finalizado (estructuras, mampostería, solados, techos, instalaciones,...) y en especial los productos porcelánicos para suelos. De este modo se minimizarán los daños que pueden experimentar el producto cerámico por haber sido colocados demasiado pronto.

Cuando los productos porcelánicos son colocados antes de finalizar la construcción hay que tener especial cuidado para proteger la pieza hasta que se ponga en servicio normal de utilización.

CUESTIONES PREVIAS A LA COLOCACIÓN

•Al recibir los productos cerámicos es importante previamente comprobar si el tono, calibre y calidad son los requeridos, así como la existencia de defectos superficiales visibles.

•Hay que elegir las herramientas y útiles adecuados para la colocación de los productos cerámicos (llana metálica dentada, maza de goma, ventosas, crucetas y grapas para la colocación, llana de goma para rejuntar, ...)

•Hay que mezclar piezas de varias cajas.

PREPARACIÓN DEL SOPORTE

El fondo o soporte para pared o suelo sobre el que se colocarán las baldosas debe estar estable, seco, nivelado o aplomado con la consistencia adecuada, no debiendo estar ni helado ni excesivamente caliente y limpio sin restos de polvo, grasa o aceite. Es conveniente disponer de soportes rugosos alterando los soportes excesivamente lisos o la propia capa de nivelación ligeramente para garantizar mayor adhesión.

ELECCIÓN DEL ADHESIVO

La elección del tipo de adhesivo vendrá determinada por la absorción del agua de cada tipo de baldosa. En nuestro caso, se aconseja emplear la técnica de colocación en capa fina con el uso de Adhesivos Cementosos tipo C2.

Para grandes formatos superiores a 30x30cm, se recomienda la técnica de colocación de doble encolado, esto es, aplicar adhesivo sobre el soporte y en la baldosa, en especial en exteriores.

El material de agarre debe aplicarse con una llana dentada para conseguir una distribución del adhesivo homogénea por toda la superficie de colocación incluso en las esquinas de la baldosa, presionando la baldosa sobre el adhesivo todavía fresco. De no ser uniforme la capa de adhesivo provocará tensiones en la baldosa que generan a la larga el efecto "ceja".

Es conveniente seguir las instrucciones del fabricante de adhesivos, en especial para los soportes diferentes de base cementosa.

COLOCACIÓN DE LAS BALDOSAS

La manipulación previa de las baldosas, en especial las rectificadas, ha de realizarse con el máximo cuidado, para evitar despuntados, rayas o desconchados en su superficie.

Durante la colocación, no deberá marcarse la superficie de utilización del material con lápices (grafito) o rotuladores indelebles, especialmente en el caso de los productos pulidos para evitar posibles problemas de limpieza de los mismos.

En la colocación de las baldosas se recomienda el uso de crucetas de al menos 2 mm. En colocación trabada es aconsejable la colocación a una distancia de 1/3 de la pieza, nunca a la mitad de la pieza.

En pavimentos de grandes formatos (mayores de 60 cm en alguno de sus lados) es conveniente el uso de grapas de colocación para garantizar la planitud de las piezas (se recomienda el modelo de la marca RAIMONDI, aunque puede haber otros fabricantes en el mercado).

LAS JUNTAS Y REJUNTADOS

Las principales funciones de las juntas de colocación son: absorber deformaciones del soporte, aumentar la superficie de adherencia entre las piezas y el material de agarre, y mejorar la impermeabilidad de la superficie.

Es conveniente respetar las juntas que se indican a continuación:

•**Juntas estructurales:** el proyecto constructivo ya tiene prevista la existencia de estas juntas en el solado que se deben respetar también al colocar las baldosas y éstas se deben recubrir con materiales deformables.

•**Juntas perimetrales:** siempre es conveniente prever estas juntas que aíslan la baldosa y al adhesivo de los movimientos de otros elementos estructurales constructivos como paredes-suelos, pilares o puertas-ventanas, evitando tensiones con ello. Normalmente quedan ocultas por el rodapié o la propia baldosa, deben tener una anchura de 5 a 10 mm, y pueden quedar vacías o rellenas de material deformable.

•**Juntas de dilatación:** permiten las deformaciones por variaciones térmicas e higroscópicas entre baldosas, adhesivo y soporte. Normalmente se diseñan con una anchura mínima de 5 a 8 mm y en superficies a partir de 25 m2 (en paños de 5x5 m2) en interiores y en superficies a partir de 9 m2 (en paños de 3x3 m2) en exteriores. Estas juntas deben estar bien ejecutadas, esto es, ser flexibles, impermeables, bien adheridas y llegar hasta el soporte base.

•**Juntas de colocación:** son las existentes entre baldosa y baldosa. Antes del rejuntado estas juntas deben estar vacías, por tanto sin materiales de agarre de la construcción. Se desaconseja una colocación a junta unida o a "testa" aconsejándose una junta mínima de 2-3 mm.

El material de rejuntado que se utiliza en las juntas de colocación se debe aplicar con una llana de goma. En el mercado existe una amplia gama de materiales de rejuntado, que se adecua a cada tipo de baldosas y ambiente según especificaciones del fabricante del material de rejuntado en las que se debe recomendar el tipo de producto a emplear, colores y tiempo de espera hasta el comienzo del rejuntado.

Antes del rejuntado, es conveniente probar en un área pequeña de la pieza para determinar si la lechada elegida decolora o mancha la superficie de la pieza, en cuyo caso hay que contactar con el fabricante del material de rejuntado. Pedirle al fabricante del rejunte un limpiador adecuado para este tipo de material de agarre. Es conveniente que la granulometría del material de rejuntado sea fina, para evitar posibles rayas en la baldosa en su colocación.

CONSEJOS DE LIMPIEZA Y MANTENIMIENTO / CLEANING AND MAINTENANCE TIPS

THE FIRST CLEANING "AFTER INSTALLATION"

The most important cleaning operation is performed immediately after laying the tiles. This involves the complete removal of residues and dirt from the tile placement. An inadequate or late removal of this waste can create a cementitious layer on the tile capable of absorbing all forms of dirt. This may give the impression that the tile gets dirty when the actual problem resides in the surface film of dirt which was not removed immediately after laying.

Once the grouting of the tiles is finished, it is important, while the grout is still wet, to carefully remove any excess material immediately. This can be done using a sponge and plenty of clean water, repeating this as many times as necessary.

Do not perform the cleaning with metal tools, scrapers or abrasive pads. For stubborn stains, clean with alcohol and lukewarm water and rub with a clean cloth. If they do not disappear, check with the relevant technical department.

Once the above mentioned washing is done, another washing should be carried out using basic or alkaline degreasing agents, as acid washing can leave stickiness on the pavement which could help retain dirt. In areas where water is calcareous, it is convenient to dry the surface, in order to prevent the deposition of carbonates which will reduce the surfaces' gleam.

REGULAR MAINTENANCE

Many available cleaning products for general use can be used with our products. For daily cleaning, one can use detergents or degreasing products diluted in warm water, following each product's instructions.

It is important that the cleaner does not have oil, animal fat, or soap base. These components may leave an invisible residue whilst absorbing dirt (lime stratifications detergent or residues). It is also important that the tile receives a thorough rinsing with clean water after the cleaning process is complete.

The low water absorption and high standards met by all porcelain tiles ensure a product which is easy to maintain. Our products do not require the use of sealants or waxes. These superficial coatings can really affect the performance of the tile in a negative manner.

It is important to note that hydrofluoric acid (HF) and derivatives can irreparably damage the tile.

The general steps for regular cleaning of our ceramic products can be summarized as follows:

- Remove any solid or liquid waste from the tile, sweeping with a soft bristle broom or vacuuming.
- Clean up liquid spills as soon as possible with lukewarm water.
- Apply the recommended amount and dilution of the cleaner for the tile (follow the cleaner manufacturer's instructions). The wiper must remain in the tile a minimum period of 5 minutes.
- For unpolished tiles, scrub with a nylon sponge or soft bristle brush. A floor machine equipped with a nylon pad or bristle brush can be used for heavily soiled surfaces. For polished tiles, clean with a nonabrasive cloth.
- Remove the dirty cleaning solution and water with a vacuum cleaner or cloth. Rinse the porcelain tile with clean water and remove again with a vacuum cleaner, mop or towel. It is absolutely essential that all detergent residues are removed completely from the tile. Any remaining detergent that dries on the tiles surface can form a coating that can trap dirt and be very difficult to remove. The tile should be rinsed several times to remove all detergent residues.

During use, the cleaning of the tiles should be similar to window cleaning. Ammonia and even bleach type products can be employed, but both must be diluted in water.

In case of special stains and/or particularly resistant, it is advisable to use specific detergents according to the cleaners' manufacturer. Do not forget that removing any type of stain is easier when it is still fresh.

It is important to always do a pre-test the detergent products result on a small sample of the porcelain.

TILES WITH METALLIC EFFECTS - PVD

This type of tiles require following these recommended guidelines, shown below, for cleaning:

- In general, you can use any non-aggressive and neutral pH product.
- In general, we recommend the use of ammonia-based products (NH3) diluted in water, never directly on the piece.
- You cannot use chemically aggressive products.
- You cannot use products with hydrochloric acid (HCl). The remaining acid products should be used with caution in very diluted concentrations.
- Citric acid and other acidic food products leave stains if left too long to act on the tile. They must be removed as soon as possible.
- The use of powder products of abrasive action is not recommended.

LA PRIMERA LIMPIEZA DESPUÉS DE LA COLOCACIÓN

La operación de limpieza más importante se lleva a cabo inmediatamente "después de la colocación de la baldosa". Esto implica la eliminación completa de los residuos de lechada y de la suciedad de la colocación de las propias baldosas. Una eliminación inadecuada o tardía de estos residuos puede crear sobre la baldosa una película cementosa capaz de absorber toda forma de suciedad, dando la impresión que se ensucia la baldosa, cuando el problema está en la película superficial de suciedad.

Una vez efectuado el rejuntado de las baldosas, es importante cuando el material de rejuntado todavía está fresco, eliminar el material sobrante cuidadosa e inmediatamente, utilizando para ello una esponja y agua limpia abundante, repitiendo esta operación tantas veces como sea necesario.

No debe realizarse la limpieza del material con espátulas metálicas ni estropajos abrasivos. En el caso de manchas resistentes, limpiar con alcohol y agua caliente y frotar con un paño limpio. Si no desaparecen, consultar con el departamento técnico correspondiente.

Una vez efectuado el lavado mencionado arriba, deberá efectuarse un lavado básico o alcalino utilizando detergentes desengrasantes, ya que el lavado ácido puede dejar una untuosidad sobre el pavimento que podría contribuir a retener la suciedad. En aquellas zonas donde el agua sea calcárea conviene secar la superficie para evitar la deposición de carbonatos que disminuyen el brillo superficial.

EL MANTENIMIENTO REGULAR

Muchos productos de limpieza de uso general que están disponibles son aceptables para el uso en nuestros productos. Se puede emplear para la limpieza diaria detergentes o desengrasantes diluidos en agua caliente, según indicaciones del envase del limpiador.

La densidad inherente y baja absorción de agua de todos los productos aseguran un producto que es fácil de mantener.

Es muy importante tener en cuenta que el ácido Fluorhídrico (HF) y derivados pueden dañar irremediablemente la baldosa.

Los pasos generales de limpieza regular para nuestros productos cerámicos se pueden resumir del siguiente modo:

Es muy importante tener en cuenta que el ácido Fluorhídrico (HF) y derivados pueden dañar irremediablemente la baldosa.

Los pasos generales de limpieza regular para nuestros productos cerámicos se pueden resumir del siguiente modo:

- Retirar cualquier residuo sólido o líquido de la baldosa, barriendo con una escoba de cerdas suaves o pasar la aspiradora.
- Limpiar los derrames líquidos tan pronto como sea posible.
- Aplicar la cantidad y dilución del limpiador recomendadas para la baldosa (ver indicaciones del fabricante del limpiador). El limpiador deberá permanecer en la baldosa un periodo mínimo de tiempo de 5 minutos.
- Para baldosas sin pulir, frotar con una esponja de nylon o un cepillo de cerdas suaves. Para superficies muy sucias puede usarse una máquina de piso equipado con una almohadilla de nylon o con un cepillo de cerdas. Para baldosas pulidas, limpie con un trapo no abrasivo o un paño.
- Retirar la solución de limpieza sucia y el agua con una aspiradora o un trapo. Enjuague la pieza con agua limpia y retire de nuevo con una aspiradora, fregona, o una toalla. Es absolutamente esencial para todos los residuos de detergente que se eliminen por completo de la baldosa. Cualquier resto de detergente que se seque sobre la baldosa puede formar un recubrimiento que puede atrapar la suciedad y será muy difícil de eliminar. La baldosa debe enjuagarse varias veces para eliminar todos los residuos de detergente.

Durante su uso, la limpieza de la baldosa debe hacerse de forma similar a la limpieza de cristales. Se puede emplear productos de tipo amoniacal e incluso lejía, ambos diluidos en agua.

En caso de manchas particulares y/o especialmente resistentes, es aconsejable usar detergentes específicos según especificaciones del fabricante del limpiador. No hay que olvidar que la eliminación de cualquier tipo de mancha resulta más fácil cuando ésta todavía está fresca.

Es importante hacer siempre una prueba previa antes de usar los productos detergentes.

BALDOSAS CON EFECTOS METÁLICOS / PVD

En este tipo de baldosas por su especificidad se recomienda seguir las siguientes pautas de limpieza:

- En general, se puede usar cualquier producto no agresivo y con PH neutro.
- En general, se recomienda el uso de productos con base amoniacal (NH3) en concentración rebajada, nunca directamente sobre la pieza.
- No se pueden usar productos agresivos químicamente.
- No se puede usar productos con ácido clorhídrico (HCl). El resto de productos ácidos deben usarse con precaución en concentraciones muy rebajadas.
- El ácido cítrico y otros productos alimentarios ácidos dejarán mancha si se les deja actuar mucho tiempo sobre la baldosa.
- No está recomendado el uso de productos en polvo de acción abrasiva.



www.apavisa.com

APAVISA PORCELANICO S.L. assumes no liability for any printing errors. The technical characteristics contained in this catalog are mean values of our products. To carry out any orders that are requested consultations with the technical characteristics of the particular model to APAVISA PORCELANICO S.L.
All features and specifications are based on information available at the time of printing this catalog and may be changed without notice, according to market conditions, technological innovations and / or any other factor, without incurring any liability.

APAVISA PORCELANICO S.L. no asume ninguna responsabilidad por posibles errores de impresión. Las características técnicas que constan en el presente catálogo son valores medios de nuestros productos. Para la realización de cualquier pedido se solicita que sean consultadas las características técnicas del modelo en concreto a APAVISA PORCELANICO S.L.
Todas las características y especificaciones técnicas están basadas en la información disponible en el momento de la impresión del presente catálogo y podrán ser modificadas sin previo aviso, de acuerdo a las circunstancias del mercado, innovaciones tecnológicas y/o cualquier otro factor, sin incurrir en ningún tipo de responsabilidad.