

# LINE UP

HANDBOOK  
2016

**FLAVIKER**  
CONTEMPORARY ECO CERAMICS

## Indice generale

General Index

## Gres Porcellanato - Pavimenti e Rivestimenti

Porcelain Stoneware - Floors and walls

BACKSTAGE	52
CITYLINE	68
DAKOTA	28
FORWARD	96
GRAFITE	142
MARMI PREZIOSI	126
NATURALSTONES	74
PLACE_2B ASPEN	08
PLACE_2B DUBLIN	18
OUTDOOR	154
QUARZITE	160
SUPREME	108
URBAN CONCRETE	82
URBAN WOOD	42

## X20 / 20 MM

DAKOTA	170
FORWARD	172
PLACE_2B ASPEN	168
PLACE_2B DUBLIN	168

## Rivestimenti Contemporanei / Contemporary walls


MARMI PREZIOSI	188
OVER	178
WOOD WALL	194

## Informazioni Tecniche / Technical Information

202

## Indice per materiale

Index per material



WOOD

PLACE_2B ASPEN	08
PLACE_2B DUBLIN	18
DAKOTA	28
URBAN WOOD	42



MINIMAL

BACKSTAGE	52
CITYLINE	68
URBAN CONCRETE	82



MARBLE

SUPREME	108
MARMI PREZIOSI	126



STONE

NATURALSTONES	74
FORWARD	96
GRAFITE	142
OUTDOOR	154
QUARZITE	160


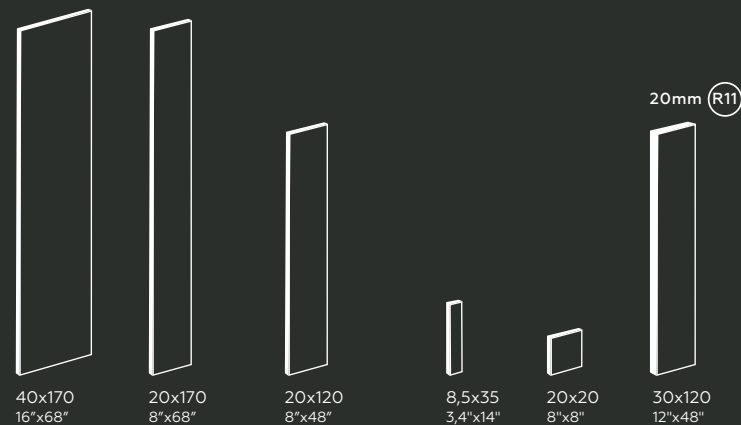
# PLACE\_2B ASPEN

GRES PORCELLANATO A MASSA COLORATA - CLASSIFICAZIONE SECONDO NORME EN 14411 (ISO 13006) ALLEGATO G GRUPPO BIa  
 FULL BODY COLOURED PORCELAIN STONEWARE - CLASSIFICATION IN ACCORDANCE WITH EN 14411 (ISO 13006) ANNEX G GROUP BIa

## FINITURE / FINISHINGS



## FORMATI / SIZES



**AUTO-LEVELING™**  
 Facile installazione - Easy laying

**INSTA-TILE**  
 DRY FIXING



ASPEN NATURAL RETT. 40X170\_GRADONE PLUS ASPEN NATURAL 32X120X4,5X2



# PLACE\_2B ASPEN

GRES PORCELLANATO A MASSA COLORATA  
FULL BODY COLOURED PORCELAIN STONEWARE



ASPEN HAVANA LUX\* RETT. 20X170



ASPEN HAVANA RETT. 20X120



ASPEN NATURAL LUX\* 20X170



ASPEN NATURAL RETT. 40X170\_GRADONE PLUS ASPEN NATURAL 32X120X4,5X2



ASPEN GREY RETT. 40X170\_BACKSTAGE GRAPHITE 60X120

# PLACE\_2B ASPEN

GREY


GRES PORCELLANATO A MASSA COLORATA / FULL BODY COLOURED PORCELAIN STONEWARE

NATURAL




R: Rettificato | Rectified  
L: LUX\*

**40x170**




**AN 4722 R** M. 93,00  
**AN 4722 L** M. 102,00

**20x170**




**AN 2722 R** M. 93,00  
**AN 2722 L** M. 102,00


**20x120**




**AN 2122 R** M. 70,00

**5 x120**



**AN DL 222** P. 10,00 

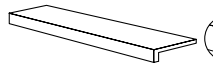
**20x20**




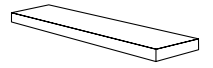
**AN 2022 L** M. 116,00




Battiscopa Rettificato 6,5x120   
**AN BN 222** P. 9,50




Gradone Plus 32x120x4,5x2   
**AN RT 222** P. 169,00  
Gradone Plus Lux\* 32x120x4,5x2  
**AN RL 222** P. 179,00




Angolare Plus sx 32x120x4,5x2   
**AN RA 22S** P. 196,00  
Angolare Plus dx 32x120x4,5x2  
**AN RA 22D** P. 196,00  
Ang. Plus Lux\* sx 32x120x4,5x2  
**AN RL 22S** P. 206,00  
Ang. Plus Lux\* dx 32x120x4,5x2  
**AN RL 22D** P. 206,00

**40x170**



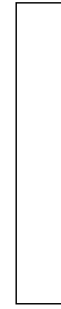
**AN 4713 R** M. 93,00  
**AN 4713 L** M. 102,00

**20x170**



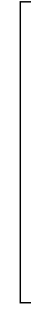
**AN 2713 R** M. 93,00  
**AN 2713 L** M. 102,00


**20x120**




**AN 2113 R** M. 70,00

**5 x120**




**AN DL 132** P. 10,00 

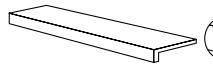
**20x20**




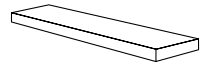
**AN 2013 L** M. 116,00




Battiscopa Rettificato 6,5x120   
**AN BN 132** P. 9,50



Gradone Plus 32x120x4,5x2   
**AN RT 132** P. 169,00  
Gradone Plus Lux\* 32x120x4,5x2  
**AN RL 132** P. 179,00



Angolare Plus sx 32x120x4,5x2   
**AN RA 13S** P. 196,00  
Angolare Plus dx 32x120x4,5x2  
**AN RA 13D** P. 196,00  
Ang. Plus Lux\* sx 32x120x4,5x2  
**AN RL 13S** P. 206,00  
Ang. Plus Lux\* dx 32x120x4,5x2  
**AN RL 13D** P. 206,00



# PLACE\_2B ASPEN








## HAVANA

GRES PORCELLANATO A MASSA COLORATA  
FULL BODY COLOURED PORCELAIN STONEWARE

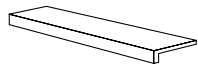



R: Rettificato | Rectified  
L: LUX\*

\*Per la serie completa vedi pag.168 | For the complete collection see page 168

<b>40x170</b>	<b>20x170</b>	<b>20x120</b>	<b>20mm 30x120 X20</b>	<b>5 x120 LISTELLO LUX*</b>	<b>8,5x35</b>	<b>20x20</b>
						
<b>AN 4730 R M. 93,00</b> <b>AN 4730 L M. 102,00</b>	<b>AN 2730 R M. 93,00</b> <b>AN 2730 L M. 102,00</b>	<b>AN 2130 R M. 70,00</b>	<b>*AN 3130 M M. 99,00</b>	<b>AN DL 302 P. 10,00</b>	<b>AN 83 530 M. 53,50</b>	<b>AN 2030 L M. 116,00</b>

  
Battiscopa Rettificato 6,5x120  
**AN BN 302 P. 9,50**

  
Gradone Plus 32x120x4,5x2  
**AN RT 302 P. 169,00**  
Gradone Plus Lux\* 32x120x4,5x2  
**AN RL 302 P. 179,00**

  
Angolare Plus sx 32x120x4,5x2  
**AN RA 30S P. 196,00**  
Angolare Plus dx 32x120x4,5x2  
**AN RA 30D P. 196,00**  
Ang. Plus Lux\* sx 32x120x4,5x2  
**AN RL 30S P. 206,00**  
Ang. Plus Lux\* dx 32x120x4,5x2  
**AN RL 30D P. 206,00**

ASPEN HAVANA 8,5X35

# PLACE\_2B ASPEN

GRES PORCELLANATO A MASSA COLORATA  
FULL BODY COLOURED PORCELAIN STONEWARE



ASPEN HAVANA LUX\* RETT. 40X170

## LUX+

EXTRA GLOSSY  
EXTRA RESISTANT

In genere, la quasi totalità dei manufatti ceramici presenta una superficie compatta facilmente pulibile, in quanto non vi sono punti dove lo sporco può attaccarsi o incastrarsi. Quando la superficie è lavorata, la situazione cambia e spesso si ha una diminuzione drastica della pulibilità accompagnata da un'elevata sensibilità all'attacco acido. Questo fenomeno, tanto più evidente quanto più è chiara la piastrella, è dovuto in gran parte all'emergere di microporosità in cui lo sporco solido, o comunque non solubile in acqua o nei detersivi, si incastra ingrigendo progressivamente superficie. FLAVIKER introduce LUX+ un nuovo concetto di finitura superficiale ceramica con cui, tramite un connubio di tecniche applicative e appositi utensili da lavorazione, si può ottenere la completa saturazione della porosità.

In general, the majority of the ceramic tiles presents a compact surface easy to clean, as there are no areas where dirt can attach or get stuck. When the surface is polished, the situation changes and often there is a drastic reduction of the cleanability accompanied by a high sensitivity to acid attack. This phenomenon, the more evident the more it is clear the tile, is due in large part to the appearance of microporosity in which solid dirt, or not soluble in water or in detergents dirt, get stuck and progressively turns the tile surface into gray. FLAVIKER introduces LUX+, a new concept of ceramic surface finish with which, through a combination of peculiar application techniques and special polishing tools, you can get the complete saturation of the porosity.



**PIÙ LUCIDA** La finitura LUX+ è in grado di aumentare il livello di lucentezza della superficie oltre i 100 punti di gloss.

**MORE GLOSSY** The finishing LUX+ is able to increase the level of surface glossiness of more than 100 gloss points.



**PIÙ RESISTENTE** La finitura LUX+ aumenta la resistenza della superficie alle macchie. Questa è da intendersi sia come ripulibilità della superficie da pedate e macchie di vario genere, sia come resistenza all'attacco acido e all'usura determinata dal calpestio nel tempo.

**MORE RESISTANT** The finishing LUX+ increases the surface stains resistant. This is to be understood both as cleanability of the surface to treads and stains of various kinds, both as acid and wear resistance determined by the traffic over the time.


**SU RICHIESTA:** In base alla destinazione d'uso i pavimenti LUX+ possono essere consegnati con l'aggiunta dello speciale trattamento GRIP che ne migliora la resistenza allo scivolamento in base a quanto prescritto dalle norme BCRA C.A. e BCRA G.B: 0,40 <  $\mu$  LUX+ GRIP < 0,74 ATTRITO SODDISFACENTE

**ON REQUEST:** Depending on the intended use of the floors LUX+ can be delivered with the addition of a special GRIP treatment which improves the slip resistance according to the prescribed BCRA C.A. and BCRA G.B. standards: 0.40 <  $\mu$  LUX + GRIP < 0.74 SATISFACTORY FRICTION

## WALL&PORCELAIN™


Wall&Porcelain è una nuova tecnologia ceramica concepita per il rivestimento di interni, che unisce i pregi del grès porcellanato ad alcune delle qualità tipiche della monoporosa tradizionale. Per maggiori informazioni vedi pag. 204

Wall&Porcelain is a new ceramic tile technology for indoor surfaces, which combines the values of porcelain stoneware with some of the typical advantages of traditional porous single fired material. For further information see page 204



60x120  
WA 6110 W\_W\_ALL WHITE RETT

M. 70,00



30x120  
WA 3110 W\_W\_ALL WHITE RETT

M. 70,00

I pezzi speciali, per effetto delle lavorazioni, possono presentare variazioni di tonalità. Due to working process, special trims may show variations in tonality.

L'unità minima di vendita per tutti gli articoli (fondi, decori e pezzi speciali) è la scatola completa. The minimum sales quantity for all items (plain tiles, decorations and special trims) is one full box.


formato nominale nominal sizes	formato reale rettificato real rectified size	thickness	pcs/box	mq/box	kg/box	box/pallet	mq/pallet	kg/pallet
40x170	40x170	9	2	1,36	27,00	32	43,52	908
20x170	19,9x170	9	4	1,36	27,00	36	48,96	1016
20x120	19,9x119,4	9	4	0,96	18,20	54	51,84	1008
20x20	19,9x19,9	9	12	0,48	8,60	80	38,40	688
8,5x35	-	9	20	0,602	12,5	84	50,57	1065
60x120 W&P	59,6x119,4	7	2	1,44	23,00	26	37,44	640
30x120 W&P	29,7x119,4	7	4	1,44	23,00	36	51,84	868



# PLACE\_2B DUBLIN


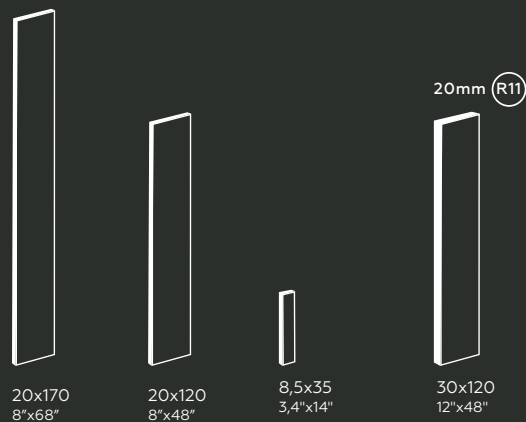
GRES PORCELLANATO A MASSA COLORATA - CLASSIFICAZIONE SECONDO NORME EN 14411 (ISO 13006) ALLEGATO G GRUPPO BIa  
 FULL BODY COLOURED PORCELAIN STONEWARE - CLASSIFICATION IN ACCORDANCE WITH EN 14411 (ISO 13006) ANNEX G GROUP BIa

## FINITURE / FINISHINGS



**Naturale**  
 Natural

## FORMATI / SIZES



**AUTO-LEVELING™**  
 Facile installazione - Easy laying

**INSTA-TILE**  
 DRY FIXING



DUBLIN BEIGE RETT. 20X170\_20X120



# PLACE\_2B DUBLIN

GRES PORCELLANATO A MASSA COLORATA  
FULL BODY COLOURED PORCELAIN STONEWARE



DUBLIN SMOKED RETT. 20X170



DUBLIN SMOKED RETT. 20X170



DUBLIN 20X120\_BEIGE\_TAUPE\_SMOKED



TAUPE RETT. 20X120



DUBLIN BEIGE RETT. 20X170\_20X120



# PLACE\_2B DUBLIN

TAUPE

GRES PORCELLANATO A MASSA COLORATA / FULL BODY COLOURED PORCELAIN STONEWARE

BEIGE



R: Rettificato | Rectified

\*Per la serie completa vedi pag.168 | For the complete collection see page 168

R: Rettificato | Rectified

20x170



DB 2723 R M. 93,00

20x120



DB 2123 R M. 70,00

8,5x35



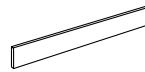
AN 83 513 M. 53,50  
TAUPE/BEIGE

R11

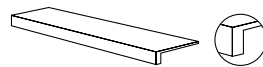
20mm  
30x120  
X20



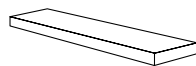
\*DB 3123 M  
M. 99,00



Battiscopa Rettificato 6,5x120  
DB BN 232 P. 9,50



Gradone Plus 32x120x4,5x2  
DB RT 232 P. 169,00



Angolare Plus sx 32x120x4,5x2  
DB RA 23S P. 196,00  
Angolare Plus dx 32x120x4,5x2  
DB RA 23D P. 196,00

20x170



DB 2730 R M. 93,00

20x120

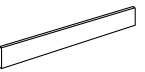


DB 2130 R M. 70,00

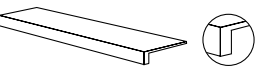
8,5x35



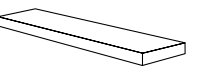
AN 83 513 M. 53,50  
TAUPE/BEIGE



Battiscopa Rettificato 6,5x120  
DB BN 302 P. 9,50



Gradone Plus 32x120x4,5x2  
DB RT 302 P. 169,00



Angolare Plus sx 32x120x4,5x2  
DB RA 30S P. 196,00  
Angolare Plus dx 32x120x4,5x2  
DB RA 30D P. 196,00

# PLACE\_2B DUBLIN

## SMOKED

GRES PORCELLANATO A MASSA COLORATA  
FULL BODY COLOURED PORCELAIN STONEWARE



R: Rettificato | Rectified

20x170



DB 2790 R M. 93,00

20x120

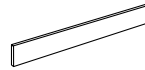



DB 2190 R M. 70,00

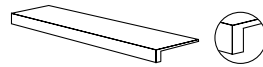
8,5x35




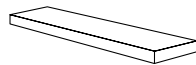
AN 83 522 M. 53,50




Battiscopa Rettificato 6,5x120  
DB BN 902 P. 9,50 



Gradone Plus 32x120x4,5x2  
DB RT 902 P. 169,00 



Angolare Plus sx 32x120x4,5x2   
DB RA 90S P. 196,00  
Angolare Plus dx 32x120x4,5x2  
DB RA 90D P. 196,00

DUBLIN BEIGE\_TAUPE 8,5X35



# PLACE\_2B DUBLIN

GRES PORCELLANATO A MASSA COLORATA  
FULL BODY COLOURED PORCELAIN STONEWARE

# WALL&PORCELAIN™

Wall&Porcelain è una nuova tecnologia ceramica concepita per il rivestimento di interni, che unisce i pregi del grès porcellanato ad alcune delle qualità tipiche della monoporosa tradizionale.  
Per maggiori informazioni vedi pag. 204

Wall&Porcelain is a new ceramic tile technology for indoor surfaces, which combines the values of porcelain stoneware with some of the typical advantages of traditional porous single fired material.  
For further information see page 204




DUBLIN TAUPE RETT. 20X120\_BACKSTAGE HEXAGONE TAN\_W\_ALL WHITE RETT. 60X120



60x120  
WA 6110 W W\_ALL WHITE RETT

M. 70,00



30x120  
WA 3110 W W\_ALL WHITE RETT

M. 70,00


I pezzi speciali, per effetto delle lavorazioni, possono presentare variazioni di tonalità. Due to working process, special trims may show variations in tonality.  
L'unità minima di vendita per tutti gli articoli (fondi, decori e pezzi speciali) è la scatola completa. The minimum sales quantity for all items (plain tiles, decorations and special trims) is one full box.

formato nominale nominal sizes	formato reale rettificato real rectified size	thickness	pcs/box	mq/box	kg/box	box/pallet	mq/pallet	kg/pallet
20x170	19,9x170	9	4	1,36	27,00	36	48,96	1016
20x120	19,9x119,4	9	4	0,96	18,20	54	51,84	1008
8,5x35	-	9	20	0,602	12,5	84	50,57	1065
60x120 W&P	59,6x119,4	7	2	1,44	23,00	26	37,44	640
30x120 W&P	29,7x119,4	7	4	1,44	23,00	36	51,84	868


# DAKOTA

GRES PORCELLANATO A MASSA COLORATA - CLASSIFICAZIONE SECONDO NORME EN 14411 (ISO 13006) ALLEGATO G GRUPPO BIa  
FULL BODY COLOURED PORCELAIN STONEWARE - CLASSIFICATION IN ACCORDANCE WITH EN 14411 (ISO 13006) ANNEX G GROUP BIa

## FINITURE / FINISHINGS


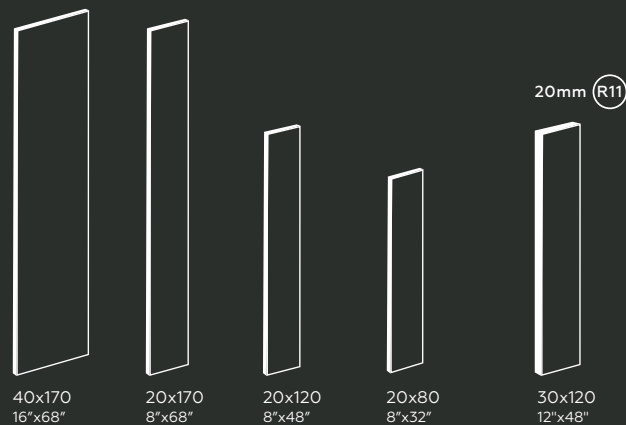


Naturale  
Natural




Reserve


## FORMATI / SIZES



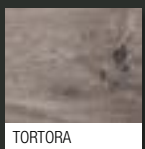
NATURALE



AVANA



GRIGIO



TORTORA



Facile installazione - Easy laying



DRY FIXING



DAKOTA NATURALE 20x170\_20x120





DAKOTA AVANA 40X170\_20X170



DAKOTA TORTORA 20X80  
DAKOTA GRIGIO LISTELLATO 3D 20X80





DAKOTA AVANA 20X120\_20X80



DAKOTA GRIGIO 20X120





DAKOTA RESERVE TORTORA 20X120











DAKOTA RESERVE NATURALE 20X120



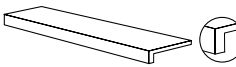
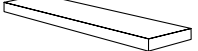
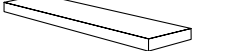
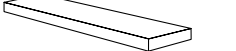



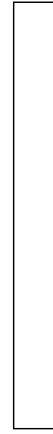



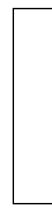




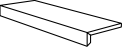
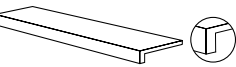
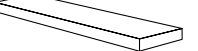
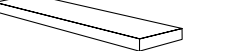
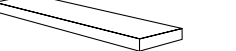
R: Rettificato | Rectified  
S: Reserve Rettificato | Rectified

\*Per la serie completa vedi pag.170 | For the complete collection see page 170

<b>40x170</b>	<b>20x170</b>	<b>20x120</b>	<b>R11</b> <b>20x120</b> <b>RESERVE</b>	<b>R11</b> <b>20mm</b> <b>30x120</b> <b>X20</b>	<b>20x80</b>	<b>20x80</b>	<b>30x30</b>
							
<b>DK 4713 R</b> M. 93,00	<b>DK 2713 R</b> M. 93,00	<b>DK 2113 R</b> M. 70,00	<b>DK 2113 S</b> M. 70,00	<b>*DK 3113 M</b> M. 99,00	<b>DK 2813 R</b> M. 58,00	<b>DK MD 132</b> LISTELLATO 3D M. 199,00	<b>DK MO 13M</b> MOSAICO M. 104,00

					
<b>Battiscopa Rettificato</b> <b>DK BN 132</b> 6,5x120 P. 9,50	<b>DK BN 139</b> 6,5x80 P. 8,00	<b>Elemento Elle Rettificato</b> Reserve 15x60x4 <b>DK EN 136</b> P. 46,50	<b>Gradone Plus 32x120x4,5x2</b> <b>DK RT 132</b> P. 169,00	<b>Angolare Top sx 32x120x4,5x2</b> <b>DK RA 13S</b> P. 196,00	<b>Angolare Top dx 32x120x4,5x2</b> <b>DK RA 13D</b> P. 196,00

<b>40x170</b>	<b>20x170</b>	<b>20x120</b>	<b>R11</b> <b>20x120</b> <b>RESERVE</b>	<b>R11</b> <b>20mm</b> <b>30x120</b> <b>X20</b>	<b>20x80</b>	<b>30x30</b>
						
<b>DK 4730 R</b> M. 93,00	<b>DK 2730 R</b> M. 93,00	<b>DK 2130 R</b> M. 70,00	<b>DK 2130 S</b> M. 70,00	<b>*DK 3130 M</b> M. 99,00	<b>DK 2830 R</b> M. 58,00	<b>DK MO 30M</b> MOSAICO M. 104,00

					
<b>Battiscopa Rettificato</b> <b>DK BN 302</b> 6,5x120 P. 9,50	<b>DK BN 309</b> 6,5x80 P. 8,00	<b>Elemento Elle Rettificato</b> Reserve 15x60x4 <b>DK EN 306</b> P. 46,50	<b>Gradone Plus 32x120x4,5x2</b> <b>DK RT 302</b> P. 169,00	<b>Angolare Top sx 32x120x4,5x2</b> <b>DK RA 30S</b> P. 196,00	<b>Angolare Top dx 32x120x4,5x2</b> <b>DK RA 30D</b> P. 196,00



## GRIGIO

## TORTORA





R: Rettificato | Rectified  
S: Reserve Rettificato | Rectified

**40x170** **20x170**

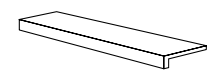

**20x120** **20x120 RESERVE** (R11)




**20x80** **20x80**

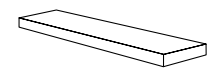

**30x30**

**DK 4722 R** M. 93,00  
**DK 2722 R** M. 93,00  
**DK 2122 R** M. 70,00  
**DK 2122 S** M. 70,00  
**DK 2822 R** M. 58,00  
**DK MD 222** LISTELLATO 3D M. 199,00   
**DK MO 22M** MOSAICO M. 104,00 

  
Elemento Elle Rettificato Reserve 15x60x4  
**DK EN 226** P. 46,50 

  
Gradone Plus 32x120x4,5x2  
**DK RT 222** P. 169,00 

  
Battiscopa Rettificato  
**DK BN 222** 6,5x120 P. 9,50   
**DK BN 229** 6,5x80 P. 8,00 


  
Angolare Top sx 32x120x4,5x2  
**DK RA 22S**  
Angolare Top dx 32x120x4,5x2  
**DK RA 22D** P. 196,00 

**40x170** **20x170**

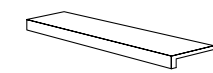

**20x120** **20x120 RESERVE** (R11)




**20x80**

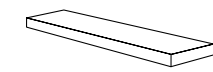

**30x30**

**DK 4723 R** M. 93,00  
**DK 2723 R** M. 93,00  
**DK 2123 R** M. 70,00  
**DK 2123 S** M. 70,00  
**DK 2823 R** M. 58,00  
**DK MO 23M** MOSAICO M. 104,00 

  
Elemento Elle Rettificato Reserve 15x60x4  
**DK EN 236** P. 46,50 

  
Gradone Plus 32x120x4,5x2  
**DK RT 232** P. 169,00 

  
Battiscopa Rettificato  
**DK BN 232** 6,5x120 P. 9,50   
**DK BN 239** 6,5x80 P. 8,00 

  
Angolare Top sx 32x120x4,5x2  
**DK RA 23S**  
Angolare Top dx 32x120x4,5x2  
**DK RA 23D** P. 196,00 


R: Rettificato | Rectified  
S: Reserve Rettificato | Rectified



DAKOTA RESERVE GRIGIO 20X120

Wall&Porcelain è una nuova tecnologia ceramica concepita per il rivestimento di interni, che unisce i pregi del grès porcellanato ad alcune delle qualità tipiche della monoporosa tradizionale.  
Per maggiori informazioni vedi pag. 204

Wall&Porcelain is a new ceramic tile technology for indoor surfaces, which combines the values of porcelain stoneware with some of the typical advantages of traditional porous single fired material.  
For further information see page 204




60x120  
WA 6110 W\_W\_ALL WHITE RETT

M. 70,00

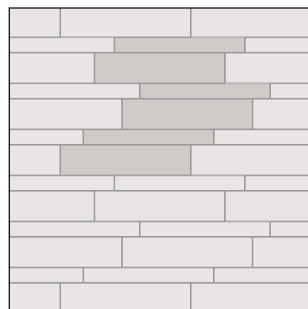


30x120  
WA 3110 W\_W\_ALL WHITE RETT


M. 70,00




20x170 68%  
20x80 32%




40x170 66,7%  
20x170 33,3%




20x80 40%  
20x120 60%




20x120 50%  
20x80 50%



20x170 33,33%  
20x120 35,30%  
20x80 31,37



40x170 50%  
20x170 50%



20x120 32,43%  
20x170 45,94%  
20x80 21,62%

I pezzi speciali, per effetto delle lavorazioni, possono presentare variazioni di tonalità. Due to working process, special trims may show variations in tonality.  
L'unità minima di vendita per tutti gli articoli (fondi, decori e pezzi speciali) è la scatola completa. The minimum sales quantity for all items (plain tiles, decorations and special trims) is one full box.


formato nominale nominal sizes	formato reale rettificato real rectified size	thickness	pcs/box	mq/box	kg/box	box/pallet	mq/pallet	kg/pallet
40x170	40x170	9	2	1,36	27,00	32	43,52	908
20x170	19,9x170	9	4	1,36	27,00	36	48,96	1016
20x120	19,9x119,4	9	4	0,96	18,20	54	51,84	1008
20x120 Reverse	19,9x119,4	9	4	0,96	18,20	54	51,84	1008
20x80	19,9x80	9	8	1,28	24,00	42	57,36	1028
60x120 W&P	59,6x119,4	7	2	1,44	23,00	26	37,44	640
30x120 W&P	29,7x119,4	7	4	1,44	23,00	36	51,84	868



# URBAN WOOD

GRES PORCELLANATO A MASSA COLORATA - CLASSIFICAZIONE SECONDO NORME EN 14411 (ISO 13006) ALLEGATO G GRUPPO BIa  
FULL BODY COLOURED PORCELAIN STONEWARE - CLASSIFICATION IN ACCORDANCE WITH EN 14411 (ISO 13006) ANNEX G GROUP BIa

## FINITURE / FINISHINGS



Naturale  
Natural


## FORMATI / SIZES




20x80  
8"x32"




13,5x80  
5<sup>3</sup>/<sub>8</sub>"x32"




BIANCO




GRIGIO



NATURALE



AVANA



ANTICO



DIN 51130  
naturale  
CLASSE A



ASTM C 1028



B.C.R.A.



V2



40%  
LEED ACCORDANT



AVANA 20X80\_13,5X80

# URBAN WOOD

GRES PORCELLANATO A MASSA COLORATA / FULL BODY COLOURED PORCELAIN STONEWARE



20X80 NATURALE\_13,5X80 NATURALE



BIANCO 20X80-13,5X80



AVANA 20X80\_13,5X80



# URBAN WOOD

## BIANCO

GRES PORCELLANATO A MASSA COLORATA / FULL BODY COLOURED PORCELAIN STONEWARE


## GRIGIO



R: Rettificato | Rectified

R: Rettificato | Rectified

20x80

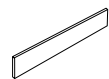


UW 2810 R M. 58,00

13,5x80

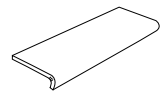


UW 1810 R M. 62,00



Battiscopa Rettificato

UW BN 109 6,5x80 P.8,00 

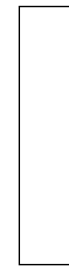


Scalino Elle 12,5x40x3

UW SL 104 P. 28,50 



20x80

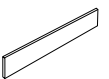


UW 2822 R M. 58,00

13,5x80

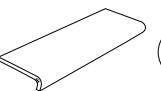


UW 1822 R M. 62,00



Battiscopa Rettificato

UW BN 229 6,5x80 P.8,00 



Scalino Elle 12,5x40x3

UW SL 224 P. 28,50 



# URBAN WOOD

## NATURALE

GRES PORCELLANATO A MASSA COLORATA / FULL BODY COLOURED PORCELAIN STONEWARE


## AVANA



R: Rettificato | Rectified

R: Rettificato | Rectified

20x80

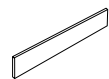


UW 2813 R M. 58,00

13,5x80

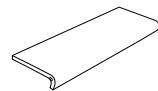


UW 1813 R M. 62,00



Battiscopa Rettificato

UW BN 139 6,5x80 P. 8,00 



Scalino Elle 12,5x40x3

UW SL 134 P. 28,50 



20x80

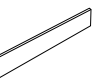


UW 2830 R M. 58,00

13,5x80

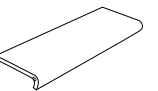


UW 1830 R M. 62,00



Battiscopa Rettificato

UW BN 309 6,5x80 P. 8,00 



Scalino Elle 12,5x40x3

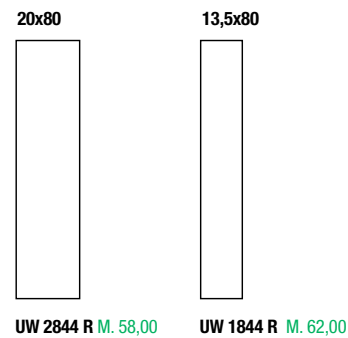
UW SL 304 P. 28,50 







R: Rettificato | Rectified




ANTICO 20X80-13,5X80

GRIGIO 20X80 - 13,5X80

## WALL&PORCELAIN™

Wall&Porcelain è una nuova tecnologia ceramica concepita per il rivestimento di interni, che unisce i pregi del grès porcellanato ad alcune delle qualità tipiche della monoporosa tradizionale. Per maggiori informazioni vedi pag. 204

Wall&Porcelain is a new ceramic tile technology for indoor surfaces, which combines the values of porcelain stoneware with some of the typical advantages of traditional porous single fired material. For further information see page 204



60x120  
**WA 6110 W** W\_ALL WHITE RETT  
M. 70,00



30x120  
**WA 3110 W** W\_ALL WHITE RETT  
M. 70,00


I pezzi speciali, per effetto delle lavorazioni, possono presentare variazioni di tonalità. Due to working process, special trims may show variations in tonality. L'unità minima di vendita per tutti gli articoli (fondi, decori e pezzi speciali) è la scatola completa. The minimum sales quantity for all items (plain tiles, decorations and special trims) is one full box.

formato nominale nominal sizes	formato reale rettificato real rectified size	thickness	pcs/box	mq/box	kg/box	box/pallet	mq/pallet	kg/pallet
20x80	19,9x80	9	8	1,28	24,00	42	57,36	1028
13,5x80	13,2x80	9	10	1,08	20,00	40	43,20	820
60x120 W&P	59,6x119,4	7	2	1,44	23,00	26	37,44	640
30x120 W&P	29,7x119,4	7	4	1,44	23,00	36	51,84	868


# BACKSTAGE

GRES PORCELLANATO A MASSA COLORATA - CLASSIFICAZIONE SECONDO NORME EN 14411 (ISO 13006) ALLEGATO G GRUPPO BIa  
 FULL BODY COLOURED PORCELAIN STONEWARE - CLASSIFICATION IN ACCORDANCE WITH EN 14411 (ISO 13006) ANNEX G GROUP BIa

## FINITURE / FINISHINGS




Naturale  
Natural



Strutturato  
Textured

## FORMATI / SIZES




60x120  
24"x48"




30x120  
24"x48"



40x80  
16"x32"




60x60  
24"x24"



BISQUE




TAN



ASH



GRAPHITE



SPICY



DAKOTA NATURALE RETT. 20X120  
TAN RETT. 60X120



# BACKSTAGE

GRES PORCELLANATO A MASSA COLORATA / FULL BODY COLOURED PORCELAIN STONEWARE



ASH RETT. 60X120



ASH AKE RETT. 40X80  
GRAPHITE RETT. 40X80



BISQUE 30X120



SPICY RETT. 60X60 - 60X120 MIX FLOOR

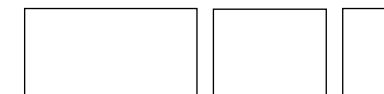


R: Rettificato | Rectified

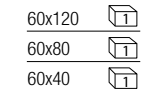
\*Nuovo formato; il precedente sarà consegnato fino ad esaurimento delle giacenze.

\*New size; the previous size will be delivered until stock range out.

### 60x120 MIX FLOOR




Nella confezione:



**BK FLO 44 MIX FLOOR RETT.** M. 82,00



**60x120**



**BK 6144 R**  
M. 70,00

**30x120**



**BK 3144 R**  
M. 70,00

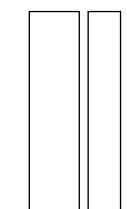
**40x80**



**BK 4844 R**  
M. 53,50


### 40x80 MIX SIZES RETT.

3 pz 3 pz 3 pz  
20x80 - 13,5x80 - 6,5x80



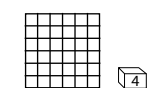
**BK MIX 44**  
M. 78,00

**60x60**



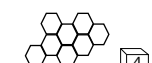
**BK 6044 R**  
M. 53,50

**30x30**



**BK MO 441**  
MOSAICO M. 104,00

**51x29,2**



**BK ES 44 R**  
MOS. HEXAGON M. 120,00



Battiscopa 5,5x60 \*  
**BK BN 446**  
P. 6,50



Gradone Plus 32x120x4,5x2  
**BK RT 442**  
P. 169,00



Angolare Top sx 32x120x4,5x2  
**BK RA 44S**  
Angolare Top dx 32x120x4,5x2  
**BK RA 44D**  
P. 196,00






R: Rettificato | Rectified

\*Nuovo formato; il precedente sarà consegnato fino ad esaurimento delle giacenze.


\*New size; the previous size will be delivered until stock range out.

60x120



**BK 6113 R**  
M. 70,00

30x120




**BK 3113 R**  
M. 70,00

60x120 MIX FLOOR



**BK FLO 13 MIX FLOOR RETT.** M. 82,00

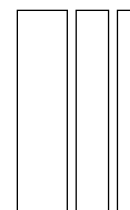
40x80



**BK 4813 R**  
M. 53,50


40x80 MIX SIZES RETT.

3 pz 3 pz 3 pz  
20x80 - 13,5x80 - 6,5x80



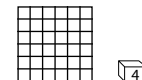
**BK MIX 13**  
M. 78,00

60x60



**BK 6013 R**  
M. 53,50

30x30



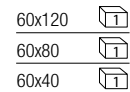
**BK MO 131**  
MOSAICO M. 104,00

51x29,2



**BK ES 13 R**  
MOS. HEXAGON M. 120,00

Nella confezione:



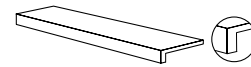
60x120

60x80

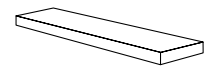
60x40



Battiscopa 5,5x60 \*  
**BK BN 136**  
P. 6,50



Gradone Plus 32x120x4,5x2  
**BK RT 132**  
P. 169,00



Angolare Top sx 32x120x4,5x2  
**BK RA 13S**  
Angolare Top dx 32x120x4,5x2  
**BK RA 13D**  
P. 196,00

60x120



**BK 6130 R**  
M. 70,00

30x120



**BK 3130 R**  
M. 70,00

60x120 MIX FLOOR



**BK FLO 30 MIX FLOOR RETT.** M. 82,00

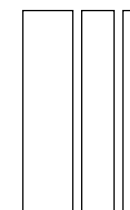
40x80



**BK 4830 R**  
M. 53,50

40x80 MIX SIZES RETT.

3 pz 3 pz 3 pz  
20x80 - 13,5x80 - 6,5x80




**BK MIX 30**  
M. 78,00

60x60



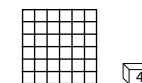
**BK 6030 R**  
M. 53,50

60x60



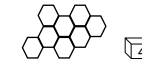
**BK 6030 T** M. 48,00  
**BK 6030 S** M. 53,50

30x30



**BK MO 301**  
MOSAICO M. 104,00

51x29,2

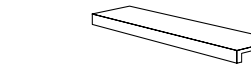


**BK ES 30 R**  
MOS. HEXAGON M. 120,00

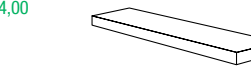
R: Rettificato | Rectified  
T: Strutturato non Rettificato | Textured not Rectified  
S: Strutturato Rettificato | Textured Rectified



Battiscopa 5,5x60 \*  
**BK BN 306**  
P. 6,50



Gradone Plus 32x120x4,5x2  
**BK RT 302**  
P. 169,00



Angolare Top sx 32x120x4,5x2  
**BK RA 30S**  
Angolare Top dx 32x120x4,5x2  
**BK RA 30D**  
P. 196,00




**R:** Rettificato | Rectified  
**T:** Strutturato non Rettificato | Textured not Rectified  
**S:** Strutturato Rettificato | Textured Rectified

\*Nuovo formato; il precedente sarà consegnato fino ad esaurimento delle giacenze.

\*New size; the previous size will be delivered until stock range out.

**60x120**




**BK 6122 R**  
M. 70,00

**30x120**



**BK 3122 R**  
M. 70,00

**40x80**



**BK 4822 R**  
M. 53,50


**60x120 MIX FLOOR**



**BK FLO 22 MIX FLOOR RETT.** M. 82,00


**40x80 MIX SIZES RETT.**

3 pz 3 pz 3 pz  
20x80 - 13,5x80 - 6,5x80



**BK MIX 22**  
M. 78,00

**60x60**



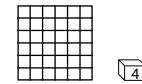
**BK 6022 R**  
M. 53,50

**60x60**



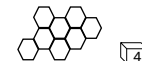
**BK 6022 T** M. 48,00  
**BK 6022 S** M. 53,50

**30x30**



**BK MO 221**  
MOSAICO M. 104,00

**51x29,2**



**BK ES 22 R**  
MOS. HEXAGON M. 120,00

Nella confezione:

60x120 1  
60x80 1  
60x40 1

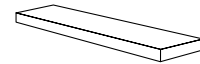
2



Battiscopa 5,5x60 \*  
**BK BN 226**  
P. 6,50




Gradone Plus 32x120x4,5x2  
**BK RT 222**  
P. 169,00



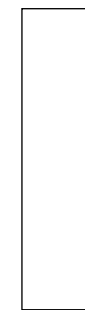
Angolare Top sx 32x120x4,5x2  
**BK RA 22S**  
Angolare Top dx 32x120x4,5x2  
**BK RA 22D**  
P. 196,00

**60x120**



**BK 6123 R**  
M. 70,00

**30x120**




**BK 3123 R**  
M. 70,00

**60x120 MIX FLOOR**



**BK FLO 23 MIX FLOOR RETT.** M. 82,00

**40x80**



**BK 4823 R**  
M. 53,50


**40x80 MIX SIZES RETT.**

3 pz 3 pz 3 pz  
20x80 - 13,5x80 - 6,5x80



**BK MIX 23**  
M. 78,00

**60x60**



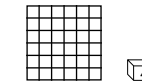
**BK 6023 R**  
M. 53,50

Nella confezione:

60x120 1  
60x80 1  
60x40 1

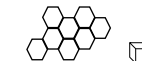
2

**30x30**



**BK MO 231**  
MOSAICO M. 104,00

**51x29,2**



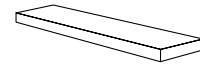
**BK ES 23 R**  
MOS. HEXAGON M. 120,00



Battiscopa 5,5x60 \*  
**BK BN 236**  
P. 6,50



Gradone Plus 32x120x4,5x2  
**BK RT 232**  
P. 169,00



Angolare top sx 32x120x4,5x2  
**BK RA 23S**  
Angolare top dx 32x120x4,5x2  
**BK RA 23D**  
P. 196,00

**R:** Rettificato | Rectified



# BACKSTAGE

GRES PORCELLANATO A MASSA COLORATA / FULL BODY COLOURED PORCELAIN STONEWARE

## BISQUE PATTERN



D: Fondo Decorato Rettificato | Rectified Decorated Base tile

60x60




BK 6013 D  
M. 66,00

## ASH PATTERN



D: Fondo Decorato Rettificato | Rectified Decorated Base tile

60x60



BK 6022 D  
M. 66,00

## BISQUE AKE



D: Fondo Decorato Rettificato | Rectified Decorated Base tile

40x80



BK 4813 D  
M. 66,00

## ASH AKE



D: Fondo Decorato Rettificato | Rectified Decorated Base tile

40x80




BK 4822 D  
M. 66,00

# BACKSTAGE DECORS




40x80  
**BK 4813 F** HEXAGONE  
HOLE BISQUE RETT. P. 33,00



40x80  
**BK 4830 F** HEXAGONE  
HOLE TAN RETT. P. 33,00




40x80  
**BK 4822 F** HEXAGONE  
HOLE ASH RETT. P. 33,00




40x80  
**BK 4823 F** HEXAGONE  
HOLE GRAPHITE RETT. P. 33,00




60x60  
**BK 6013 F** HEXAGONE  
HOLE BISQUE RETT. P. 33,00



60x60  
**BK 6030 F** HEXAGONE  
HOLE TAN RETT. P. 33,00



60x60  
**BK 6022 F** HEXAGONE  
HOLE ASH RETT. P. 33,00



60x60  
**BK 6023 F** HEXAGONE  
HOLE GRAPHITE RETT. P. 33,00



40x80  
**BK 4844 F** HEXAGONE  
HOLE SPICY RETT. P. 33,00



8,5x8,5  
**BK DE 222** HEXAGONE  
COLOR MIX4 RETT. P. 18,50




2x80  
**BK DP 131** MATTITA ORANGE  
P. 14,50



2x80  
**BK DP 221** MATTITA YELLOW  
P. 14,50



60x60  
**BK 6044 F** HEXAGONE  
HOLE SPICY RETT. P. 33,00



8,5x8,5  
**BK DE 232** HEXAGONE  
TEXTURE MIX4 RETT. P. 18,50



40x80  
**BK DI 131** DECORO  
BISQUE ORANGE RETT. P. 76,00



40x80  
**BK DI 221** DECORO  
ASH YELLOW RETT. P. 76,00

# OUTDOOR R11

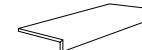
GRES PORCELLANATO A MASSA COLORATA / FULL BODY COLOURED PORCELAIN STONEWARE



20x40  
**BK 2430**  
TAN STRUTTURATO NAT.  
M. 33,50



20x20  
**BK 2030**  
TAN STRUTTURATO NAT.  
M. 33,50



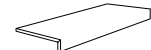
15x30x3,5  
**BK EN 303** ELEMENTO ELLE  
MONOLITICO STRUTTURATO TAN  
P. 17,50



20x40  
**BK 2422**  
ASH STRUTTURATO NAT.  
M. 33,50



20x20  
**BK 2022**  
ASH STRUTTURATO NAT.  
M. 33,50



15x30x3,5  
**BK EN 223** ELEMENTO ELLE  
MONOLITICO STRUTTURATO ASH  
P. 17,50



I pezzi speciali, per effetto delle lavorazioni, possono presentare variazioni di tonalità. Due to working process, special trims may show variations in tonality. L'unità minima di vendita per tutti gli articoli (fondi, decori e pezzi speciali) è la scatola completa. The minimum sales quantity for all items (plain tiles, decorations and special trims) is one full box.


formato nominale nominal sizes	formato reale rettificato real rectified size	thickness	pcs/box	mq/box	kg/box	box/pallet	mq/pallet	kg/pallet
60x120	59,6x119,4	9	2	1,44	27,20	26	37,44	748
60x120 MIX FLOOR	-	9	2	1,44	27,20	26	37,44	748
30x120	29,7x119,4	9	4	1,44	27,20	36	51,84	1020
40x80	40x80	9	3	0,96	19,50	30	28,80	605
60x60	59,6x59,6	9	3	1,08	21,20	40	43,20	868
20x40	-	9	15	1,20	21,00	64	76,80	1364
20x20	-	9	30	1,20	21,00	64	76,80	1364



# WALL&PORCELAIN™


Wall&Porcelain è una nuova tecnologia ceramica concepita per il rivestimento di interni, che unisce i pregi del grès porcellanato ad alcune delle qualità tipiche della monoporosa tradizionale.  
Per maggiori informazioni vedi pag. 204

Wall&Porcelain is a new ceramic tile technology for indoor surfaces, which combines the values of porcelain stoneware with some of the typical advantages of traditional porous single fired material.  
For further information see page 204

9 mm 




60x120  
**BK 6113 W** FREESTYLE LIGHT M. 78,00




60x120  
**BK 6122 W** FREESTYLE DARK M. 78,00








7 mm 



60x120  
**WA 6110 W** W\_ALL WHITE RETT M. 70,00



30x120  
**WA 3110 W** W\_ALL WHITE RETT M. 70,00

formato nominale nominal sizes	formato reale rettificato real rectified size	thickness 	pcs/box 	mq/box 	kg/box 	box/pallet 	mq/pallet 	kg/pallet 
60x120 W&P	59,6x119,4	9	2	1,44	26,20	26	37,44	722
60x120 W&P	59,6x119,4	7	2	1,44	23,00	26	37,44	640
30x120 W&P	29,7x119,4	7	4	1,44	23,00	36	51,84	868




FREESTYLE LIGHT RETT. 60X120\_DAKOTA GRIGIO RETT. 20X120


# CITYLINE

GRES PORCELLANATO A MASSA COLORATA - CLASSIFICAZIONE SECONDO NORME EN 14411 (ISO 13006) ALLEGATO G GRUPPO BIa  
FULL BODY COLOURED PORCELAIN STONEWARE - CLASSIFICATION IN ACCORDANCE WITH EN 14411 (ISO 13006) ANNEX G GROUP BIa

## FINITURE / FINISHINGS




Naturale  
Natural



Lappato  
Honed

## FORMATI / SIZES




80x80  
32"x32"



40x80  
16"x32"




20x80  
8"x32"




60x60  
24"x24"




30x60  
12"x24"




WHITE




SILVER



DARK GREY



BONE



RUST



80x80

DIN 51190  
naturale  
CLASSE A

ASTM C 1028

B.C.R.A.

ANSI A 137  
naturale

V3

ECO BODY  
40%  
LEAD ACCORDANT

DARK GREY RETT. 80X80





DARK GREY RETT. 20X80  
DECORO SCRACH 20X80



SILVER RETT 60X60  
GRADONE PLUS SILVER



RUST RETT. 60x60  
BATTISCOPIA RUST 6,5x60



WHITE LAPP. 30X60



BONE LAPP. 40X80\_20X80



NEWSPAPER BONE 30X60\_LIST. NEWSPAPER RUST 4,5X60\_BONE LAPP. 30X60




WHITE LAPP. 20X80\_SILVER RETT. 20X80\_BACCHETTA METAL 1,5X80








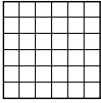

## WHITE




## SILVER

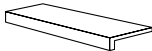








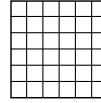

R: Rettificato | Rectified  
P: Lappato | Honed




R: Rettificato | Rectified  
P: Lappato | Honed

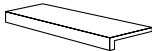

<b>80x80</b>	<b>40x80</b>	<b>20x80</b>	<b>60x60</b>	<b>30x60</b>	<b>30x30</b>
					
<b>CY 8010 R</b> M. 65,00 <b>CY 8010 P</b> M. 78,00	<b>CY 4810 R</b> M. 53,50 <b>CY 4810 P</b> M. 66,00	<b>CY 2810 R</b> M. 58,00 <b>CY 2810 P</b> M. 70,00	<b>CY 6010 R</b> M. 53,50 <b>CY 6010 P</b> M. 66,00	<b>CY 3610 R</b> M. 48,00 <b>CY 3610 P</b> M. 57,50	<b>CY MO 101</b> MOSAICO NAT. M. 104,00 


  
Battiscopa Rettificato  
**CY BN 109** 6,5x80 P. 8,00   
**CY BN 106** 6,5x60 P. 6,50 

  
Gradone Plus 33x60x4,5x2  
**CY RT 106** P. 80,00 

<b>80x80</b>	<b>40x80</b>	<b>20x80</b>	<b>60x60</b>	<b>30x60</b>	<b>30x30</b>
					
<b>CY 8022 R</b> M. 65,00 <b>CY 8022 P</b> M. 78,00	<b>CY 4822 R</b> M. 53,50 <b>CY 4822 P</b> M. 66,00	<b>CY 2822 R</b> M. 58,00 <b>CY 2822 P</b> M. 70,00	<b>CY 6022 R</b> M. 53,50 <b>CY 6022 P</b> M. 66,00	<b>CY 3622 R</b> M. 48,00 <b>CY 3622 P</b> M. 57,50	<b>CY MO 221</b> MOSAICO NAT. M. 104,00 







  
Battiscopa Rettificato  
**CY BN 229** 6,5x80 P. 8,00   
**CY BN 226** 6,5x60 P. 6,50 



  
Gradone Plus 33x60x4,5x2  
**CY RT 226** P. 80,00 

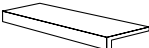









R: Rettificato | Rectified  
P: Lappato | Honed

R: Rettificato | Rectified  
P: Lappato | Honed

<b>40x80</b>	<b>20x80</b>	<b>60x60</b>	<b>30x60</b>	<b>30x30</b>
				
<b>CY 4891 R</b> M. 53,50 <b>CY 4891 P</b> M. 66,00	<b>CY 2891 R</b> M. 58,00 <b>CY 2891 P</b> M. 70,00	<b>CY 6091 R</b> M. 53,50 <b>CY 6091 P</b> M. 66,00	<b>CY 3691 R</b> M. 48,00 <b>CY 3691 P</b> M. 57,50	<b>CY MO 911</b> MOSAICO NAT. M. 104,00 

  
Battiscopa Rettificato  
**CY BN 916** 6,5x60 P. 6,50 

  
Gradone Plus 33x60x4,5x2  
**CY RT 916** P. 80,00 

<b>40x80</b>	<b>20x80</b>	<b>60x60</b>	<b>30x60</b>	<b>30x30</b>
				
<b>CY 4830 R</b> M. 53,50 <b>CY 4830 P</b> M. 66,00	<b>CY 2830 R</b> M. 58,00 <b>CY 2830 P</b> M. 70,00	<b>CY 6030 R</b> M. 53,50 <b>CY 6030 P</b> M. 66,00	<b>CY 3630 R</b> M. 48,00 <b>CY 3630 P</b> M. 57,50	<b>CY MO 301</b> MOSAICO NAT. M. 104,00 

  
Battiscopa Rettificato  
**CY BN 306** 6,5x60 P. 6,50 

  
Gradone Plus 33x60x4,5x2  
**CY RT 306** P. 80,00 



# CITYLINE

GRES PORCELLANATO A MASSA COLORATA / FULL BODY COLOURED PORCELAIN STONEWARE

## RUST



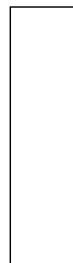
R: Rettificato | Rectified  
P: Lappato | Honed

40x80




CY 4844 R M. 53,50  
CY 4844 P M. 66,00

20x80



CY 2844 R M. 58,00  
CY 2844 P M. 70,00

60x60 24"x24"




CY 6044 R M. 53,50  
CY 6044 P M. 66,00

30x60 12"x24"



CY 3644 R M. 48,00  
CY 3644 P M. 57,50

30x30 12"x12"



CY MO 441  
MOSAICO NAT.  
M. 104,00



Battiscopa Rettificato  
CY BN 446 6,5x60 P. 6,50



Gradone Plus 33x60x4,5x2  
CY RT 446 P. 80,00

NEWSPAPER BONE 30X60  
LIST. NEWSPAPER RUST 4,5X60  
BONE LAPP. 30X60  
MOSAICO RUST 30X30

## DECORS



20x80  
**CY DF 282** DEC. SCRATCH  
P. 79,00



4x60  
**CY DP 912** LIST. SCRATCH  
P. 24,00



1,5x80  
**UC DP 006** BACCHETTA METAL  
P. 21,00



1,5x60  
**UC DP 005** BACCHETTA METAL  
P. 17,50



2,5x60  
**UC DP 002** LISTELLO VETRO ROSSO  
P. 37,00



30x40  
**CY MO 102** MOSAICO MIX WHITE NAT./LAPP.  
P. 18,00



30x60  
**CY DI 101** DEC. NEWSPAPER WHITE LAPP.  
P. 42,00



30x60  
**CY DI 221** DEC. NEWSPAPER SILVER LAPP.  
P. 42,00



4,5x60  
**CY DP 911** LIST. NEWSPAPER DARK GREY LAPP.  
P. 24,00



20x80  
**CY DF 281** DEC. PATTERN Mix 2pz  
P. 54,00



30x40  
**CY MO 222** MOSAICO MIX SILVER NAT./LAPP.  
P. 18,00



30x40  
**CY MO 302** MOSAICO MIX BONE NAT./LAPP.  
P. 18,00



30x40  
**CY MO 912** MOSAICO MIX DARK GREY NAT./LAPP.  
P. 18,00



30x40  
**CY MO 442** MOSAICO MIX RUST NAT./LAPP.  
P. 18,00



30x60  
**CY DI 301** DEC. NEWSPAPER BONE LAPP.  
P. 42,00




30x60  
**CY DP 441** LIST. NEWSPAPER RUST LAPP.  
P. 24,00

Wall&Porcelain è una nuova tecnologia ceramica concepita per il rivestimento di interni, che unisce i pregi del grès porcellanato ad alcune delle qualità tipiche della monoporosa tradizionale.  
Per maggiori informazioni vedi pag. 204

Wall&Porcelain is a new ceramic tile technology for indoor surfaces, which combines the values of porcelain stoneware with some of the typical advantages of traditional porous single fired material.  
For further information see page 204



60x120  
**WA 6110 W** W\_ALL WHITE RETT  
M. 70,00



30x120  
**WA 3110 W** W\_ALL WHITE RETT  
M. 70,00

I pezzi speciali, per effetto delle lavorazioni, possono presentare variazioni di tonalità. Due to working process, special trims may show variations in tonality.  
L'unità minima di vendita per tutti gli articoli (fondi, decori e pezzi speciali) è la scatola completa. The minimum sales quantity for all items (plain tiles, decorations and special trims) is one full box.


formato nominale nominal sizes	formato reale rettificato real rectified size	thickness	pcs/box	mq/box	kg/box	box/pallet	mq/pallet	kg/pallet
80x80	80x80	11	2	1,28	32,50	40	51,20	1320
40x80	40x80	9	3	0,96	19,50	30	28,80	605
20x80	19,9x80	9	8	1,28	24,00	42	53,76	1028
60x60	59,6x59,6	9	3	1,08	21,20	40	43,20	868
30x60	29,7x59,6	9	6	1,08	21,20	40	43,20	868
60x120 W&P	59,6x119,4	7	2	1,44	23,00	26	37,44	640
30x120 W&P	29,7x119,4	7	4	1,44	23,00	36	51,84	868




# URBAN CONCRETE

GRES PORCELLANATO A MASSA COLORATA - CLASSIFICAZIONE SECONDO NORME EN 14411 (ISO 13006) ALLEGATO G GRUPPO BIa  
 FULL BODY COLOURED PORCELAIN STONEWARE - CLASSIFICATION IN ACCORDANCE WITH EN 14411 (ISO 13006) ANNEX G GROUP BIa


## FINITURE / FINISHINGS



Naturale  
Natural




Strutturato  
Textured



Frame


## FORMATI / SIZES



80x80  
32"x32"



40x80  
16"x32"




60x60  
24"x24"



30x60  
12"x24"




15x60  
6"x24"




WHITE




FOG




SMOKE



NIGHT



GREIGE



NUT



30X60 WHITE FRAME RETT.  
60X60 SMOKE RETT.

# URBAN CONCRETE

GRES PORCELLANATO A MASSA COLORATA  
FULL BODY COLOURED PORCELAIN STONEWARE



40X80 WHITE RETT.  
30X40 MOSAICO MIX WHITE/FOG  
5X60-10X60-15X60 NIGHT SIZE MIX RETT.




40X80 WHITE RETT. \_ 30X40 MOSAICO MIX WHITE/FOG



30X60 GREIGE RETT. \_ 2,5X60 LIST. VETRO VISIONE \_ 20X80-13,5X80 AVANA



60X60 GREIGE FRAME RETT. \_ 40X80 GREIGE RETT.



15X60 FOG RETT. \_ 15X60 LISTONE PATCHWORK \_ 30X60 FOG RETT.



# URBAN CONCRETE

GRES PORCELLANATO A MASSA COLORATA  
FULL BODY COLOURED PORCELAIN STONEWARE



30X60 SMOKE FRAME RETT.  
30X60 NIGHT RETT.



80X80 SMOKE RETT.




30X60 WHITE RETT.\_30X60 NIGHT RETT.\_30X40 MOSAICO MIX SMOKE/NIGHT\_30X30 MOSAICO SMOKE\_1,5X60 BACCHETTA METAL

# URBAN CONCRETE

## WHITE

GRES PORCELLANATO A MASSA COLORATA / FULL BODY COLOURED PORCELAIN STONEWARE

## FOG




R: Rettificato | Rectified

R: Rettificato | Rectified

\*Nuovo formato; il precedente sarà consegnato fino ad esaurimento delle giacenze.

\*New size; the previous size will be delivered until stock range out.

40x80




UC 4810 R M. 53,50

60x60




UC 6010 UC 6010 R M. 48,00 M. 53,50

30x60



UC 3610 R M. 48,00

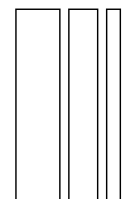
15x60



UC 6510 R M. 57,50

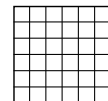
30x60 MIX SIZES RETT.

6 pz 6 pz 6 pz  
5x60 - 10x60 - 15x60



UC MIX 10 M. 78,00

30x30

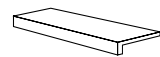


UC MO 101 MOSAICO M. 104,00



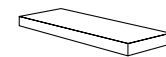
Battiscopa Rettificato \*

UC BN 106 5,5x60 P. 6,50



Gradone Plus 33x60x4,5x2

UC RT 106 P. 80,00




Angolare Top sx 33x60x4,5x2

UC RA 10S

Angolare Top dx 33x60x4,5x2


UC RA 10D P. 106,00

80x80



UC 8040 R M. 65,00

40x80




UC 4840 R M. 53,50

15x60




UC 6540 R M. 57,50

60x60



UC 6040 UC 6040 R M. 48,00 M. 53,50

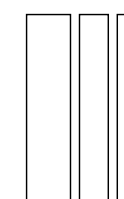
30x60



UC 3640 R M. 48,00


30x60 MIX SIZES RETT.

6 pz 6 pz 6 pz  
5x60 - 10x60 - 15x60



UC MIX 40 M. 78,00

30x30



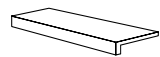
UC MO 401 MOSAICO M. 104,00



Battiscopa Rettificato \*

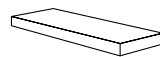
UC BN 409 5,5x80 P. 8,00

UC BN 406 5,5x60 P. 6,50



Gradone Plus 33x60x4,5x2

UC RT 406 P. 80,00



Angolare Top sx 33x60x4,5x2

UC RA 40S

Angolare Top dx 33x60x4,5x2

UC RA 40D P. 106,00



# URBAN CONCRETE

## NIGHT

GRES PORCELLANATO A MASSA COLORATA / FULL BODY COLOURED PORCELAIN STONEWARE








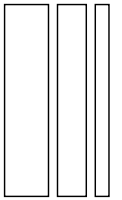
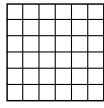





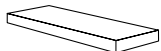

## SMOKE










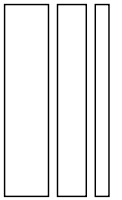
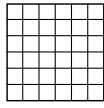





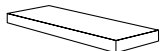

R: Rettificato | Rectified  
T: Strutturato non Rettificato | Textured not Rectified

\*Nuovo formato; il precedente sarà consegnato fino ad esaurimento delle giacenze.

\*New size; the previous size will be delivered until stock range out.

<b>80x80</b>	<b>40x80</b>	<b>15x60</b>	<b>60x60</b>	<b>30x60</b>	<b>30x60 MIX SIZES RETT.</b> 6 pz 6 pz 6 pz 5x60 - 10x60 - 15x60	<b>30x30</b>	<b>Battiscopa Rettificato *</b> <b>UC BN 909</b> 5,5x80 P. 8,00  <b>UC BN 906</b> 5,5x60 P. 6,50 
							
<b>UC 8090 R</b> M. 65,00	<b>UC 4890 R</b> M. 53,50	<b>UC 6590 R</b> M. 57,50	<b>UC 6090</b> M. 48,00 <b>UC 6090 R</b> M. 53,50	<b>UC 3690</b> M. 41,00 <b>UC 3690 R</b> M. 48,00 <b>UC 3690 T</b> M. 41,00	<b>UC MIX 90</b>  M. 78,00	<b>UC MO 901</b> MOSAICO M. 104,00 	 <b>UC RT 906</b> P. 80,00 
							 <b>UC RA 90S</b> Angolare Top dx 33x60x4,5x2 <b>UC RA 90D</b> P. 106,00 

R: Rettificato | Rectified  
T: Strutturato non Rettificato | Textured not Rectified






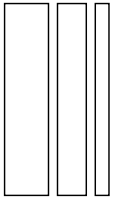

<b>80x80</b>	<b>40x80</b>	<b>15x60</b>	<b>60x60</b>	<b>30x60</b>	<b>30x60 MIX SIZES RETT.</b> 6 pz 6 pz 6 pz 5x60 - 10x60 - 15x60	<b>30x30</b>	<b>Battiscopa Rettificato *</b> <b>UC BN 229</b> 5,5x80 P. 8,00  <b>UC BN 226</b> 5,5x60 P. 6,50 
							
<b>UC 8022 R</b> M. 65,00	<b>UC 4822 R</b> M. 53,50	<b>UC 6522 R</b> M. 57,50	<b>UC 6022</b> M. 48,00 <b>UC 6022 R</b> M. 53,50	<b>UC 3622</b> M. 41,00 <b>UC 3622 R</b> M. 48,00 <b>UC 3622 T</b> M. 41,00	<b>UC MIX 22</b>  M. 78,00	<b>UC MO 221</b> MOSAICO M. 104,00 	 <b>UC RT 226</b> P. 80,00 
							 <b>UC RA 22S</b> Angolare Top dx 33x60x4,5x2 <b>UC RA 22D</b> P. 106,00 


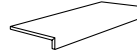
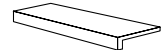
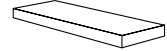






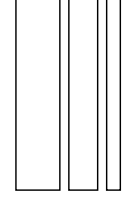

R: Rettificato | Rectified  
T: Strutturato non Rettificato | Textured not Rectified

\*Nuovo formato; il precedente sarà consegnato fino ad esaurimento delle giacenze.


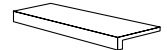
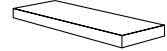
\*New size; the previous size will be delivered until stock range out.

<b>80x80</b>	<b>40x80</b>	<b>15x60</b>	<b>60x60</b>	<b>30x60</b>	<b>30x60 MIX SIZES RETT.</b> 6 pz 6 pz 6 pz 5x60 - 10x60 - 15x60	<b>30x30</b>
						
<b>UC 8030 R</b> M. 65,00	<b>UC 4830 R</b> M. 53,50	<b>UC 6530 R</b> M. 57,50	<b>UC 6030 R</b> M. 48,00 <b>UC 6030 R</b> M. 53,50	<b>UC 3630 R</b> M. 41,00 <b>UC 3630 R</b> M. 48,00 <b>UC 3630 T</b> M. 41,00	<b>UC MIX 30</b> M. 78,00	<b>UC MO 301</b> MOSAICO M. 104,00

	<b>Battiscopa Rettificato *</b> <b>UC BN 309</b> 5,5x80 P. 8,00 <b>UC BN 306</b> 5,5x60 P. 6,50
	<b>Elle Monolitico Struttura 15x30x3,5</b> <b>UC EN 303</b> P. 17,50
	<b>Gradone Plus 33x60x4,5x2</b> <b>UC RT 306</b> P. 80,00
	<b>Angolare Top sx 33x60x4,5x2</b> <b>UC RA 30S</b> <b>UC RA 30D</b> P. 106,00

<b>40x80</b>	<b>60x60</b>	<b>30x60</b>	<b>15x60</b>	<b>30x60 MIX SIZES RETT.</b> 6 pz 6 pz 6 pz 5x60 - 10x60 - 15x60	<b>30x30</b>
					
<b>UC 4844 R</b> M. 53,50	<b>UC 6044</b> M. 48,00 <b>UC 6044 R</b> M. 53,50	<b>UC 3644 R</b> M. 48,00	<b>UC 6544 R</b> M. 57,50	<b>UC MIX 44</b> M. 78,00	<b>UC MO 441</b> MOSAICO M. 104,00

R: Rettificato | Rectified  
T: Strutturato non Rettificato | Textured not Rectified

	<b>Battiscopa Rettificato *</b> <b>UC BN 446</b> 5,5x60 P. 6,50
	<b>Gradone Plus 33x60x4,5x2</b> <b>UC RT 446</b> P. 80,00
	<b>Angolare Top sx 33x60x4,5x2</b> <b>UC RA 44S</b> <b>UC RA 44D</b> P. 106,00



# URBAN CONCRETE

GRES PORCELLANATO A MASSA COLORATA / FULL BODY COLOURED PORCELAIN STONEWARE



30x60  
**UC 3610 S** WHITE FRAME RETT. M. 48,00



30x60  
**UC 3622 S** SMOKE FRAME RETT. M. 48,00



30x60  
**UC 3630 S** GREIGE FRAME RETT. M. 48,00



30x40  
**UC MO 402** MOSAICO MIX WHITE/FOG RETT. P. 18,00



30x40  
**UC MO 902** MOSAICO MIX SMOKE/NIGHT RETT. P. 18,00



30x40  
**UC MO 442** MOSAICO MIX GREIGE/NUT RETT. P. 18,00

S: Rettificato | Rectified

## DECORS



15x60  
**UC DF 101** LISTONE PATCHWORK RETT. (mix 6 soggetti) P. 37,00



**UC DP 002**  
LIST. VETRO  
ROSSO 2,5x60  
P. 37,00



**UC DP 003**  
LIST. VETRO  
VISONE 2,5x60  
P. 37,00



**GI DP 001**  
LIST. GRAFITE  
PLATINO 3x60  
P. 22,50




**GI DP 002**  
LIST. GRAFITE  
ORO 3x60  
P. 22,50



**UC DP 005**  
BACCHETTA  
METAL 1,5x60  
P. 17,50



30x60  
**UC DI 102** FASCIA GRAFFITI RETT. (mix 2 soggetti) P. 56,00



15x60  
**UC DF 102** LISTONE GRAFFITI RETT. (mix 4 soggetti) P. 37,00



20x80  
**CY DF 281** DEC. PATTERN Mix 2pz P. 54,00




**UC DP 006**  
BACCHETTA  
METAL 1,5x80  
P. 21,00




## WALL&PORCELAIN™

Wall&Porcelain è una nuova tecnologia ceramica concepita per il rivestimento di interni, che unisce i pregi del grès porcellanato ad alcune delle qualità tipiche della monoporosa tradizionale. Per maggiori informazioni vedi pag. 204

Wall&Porcelain is a new ceramic tile technology for indoor surfaces, which combines the values of porcelain stoneware with some of the typical advantages of traditional porous single fired material. For further information see page 204



60x120  
**WA 6110 W** W\_ALL WHITE RETT. M. 70,00



30x120  
**WA 3110 W** W\_ALL WHITE RETT. M. 70,00

I pezzi speciali, per effetto delle lavorazioni, possono presentare variazioni di tonalità. Due to working process, special trims may show variations in tonality.


L'unità minima di vendita per tutti gli articoli (fondi, decori e pezzi speciali) è la scatola completa. The minimum sales quantity for all items (plain tiles, decorations and special trims) is one full box.

formato nominale nominal sizes	formato reale rettificato real rectified size	thickness	pcs/box	mq/box	kg/box	box/pallet	mq/pallet	kg/pallet
80x80	80x80	11	2	1,28	32,50	40	51,20	1320
40x80	40x80	9	3	0,96	19,50	30	28,80	605
60x60	59,6x59,6	9	3	1,08	21,20	40	43,20	868
30x60	29,7x59,6	9	6	1,08	21,20	40	43,20	868
15x60	14,75x59,6	9	12	1,08	21,20	40	43,20	868
30x60/T	29,7x59,6	9	6	1,08	20,50	40	43,20	840
60x120 W&P	59,6x119,4	7	2	1,44	23,00	26	37,44	640
30x120 W&P	29,7x119,4	7	4	1,44	23,00	36	51,84	868


# FORWARD

GRES PORCELLANATO A MASSA COLORATA - CLASSIFICAZIONE SECONDO NORME EN 14411 (ISO 13006) ALLEGATO G GRUPPO BIa  
 FULL BODY COLOURED PORCELAIN STONEWARE - CLASSIFICATION IN ACCORDANCE WITH EN 14411 (ISO 13006) ANNEX G GROUP BIa

## FINITURE / FINISHINGS



**Naturale**  
Natural



**Lappato**  
Honed


## FORMATI / SIZES



40x80  
16"x32"



20x80  
8"x32"



60x60  
24"x24"



30x60  
12"x24"



20x40  
8"x16"



20x20  
8"x8"


20mm (R11)




40x80  
16"x32"




SAND



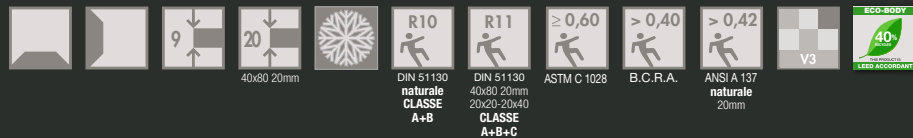
EARTH



GREY



BLACK



FORWARD EARTH RETT. 20X80



# FORWARD

GRES PORCELLANATO A MASSA COLORATA / FULL BODY COLOURED PORCELAIN STONEWARE



FORWARD EARTH 20X40\_20X20



FORWARD BLACK RETT



# FORWARD

GRES PORCELLANATO A MASSA COLORATA / FULL BODY COLOURED PORCELAIN STONEWARE



FORWARD SAND RETT. 30X60  
LISTELLATO 3D FORWARD SAND 20X80  
FORWARD EARTH RETT. 60X60



FORWARD GREY LAPP. 60X60\_GRADONE PLUS 33X60X33



FORWARD SAND RETT. 30X60\_LISTELLATO 3D FORWARD SAND 20X80\_FORWARD EARTH RETT. 60X60




FORWARD GREY RETT. 30X60\_FORWARD GREY MIX SIZE RETT. 30X60  
FASCIA SLATE NERO 3X30\_FORWARD BLACK RETT. 60X60



LISTELLATO 3D FORWARD SAND 20X80





R: Rettificato | Rectified  
P: Lappato | Honed

\*Nuovo formato; il precedente sarà consegnato fino ad esaurimento delle giacenze.

\*New size; the previous size will be delivered until stock range out.

**40x80**  
FW 4813 R  
M. 53,50

**20x80**  
FW 2813 R  
M. 58,00

**20x80**  
FW MD 131  
LISTELLATO 3D  
M. 199,00

**60x60**  
FW 6013 R  
M. 53,50  
FW 6013 P  
M. 66,00

**30x60**  
FW 3613 R  
M. 48,00

**30x60 MIX SIZES RETT.**  
6 pz 5x60 - 6 pz 10x60 - 6 pz 15x60  
FW MIX13  
M. 78,00

**30x30**  
FW MO 131  
MOSAICO NAT.  
M. 104,00

Battiscopa Rettificato \*  
FW BN 139 5,5x80 P. 8,00  
FW BN 136 5,5x60 P. 6,50

Gradone Plus 33x60x4,5x2  
FW RT 136 P. 80,00

Angolare Top sx 33x60x4,5x2  
FW RA 13S  
Angolare Top dx 33x60x4,5x2  
FW RA 13D  
P. 106,00

**40x80**  
FW 4830 R  
M. 53,50

**20x80**  
FW 2830 R  
M. 58,00

**20x80**  
FW MD 301  
LISTELLATO 3D  
M. 199,00

**60x60**  
FW 6030 R  
M. 53,50  
FW 6030 P  
M. 66,00

**30x60**  
FW 3630 R  
M. 48,00

**30x60 MIX SIZES RETT.**  
6 pz 5x60 - 6 pz 10x60 - 6 pz 15x60  
FW MIX30  
M. 78,00

**30x30**  
FW MO 301  
MOSAICO NAT.  
M. 104,00

Battiscopa Rettificato \*  
FW BN 309 5,5x80 P. 8,00  
FW BN 306 5,5x60 P. 6,50

Gradone Plus 33x60x4,5x2  
FW RT 306 P. 80,00

Angolare Top sx 33x60x4,5x2  
FW RA 30S  
Angolare Top dx 33x60x4,5x2  
FW RA 30D  
P. 106,00

R: Rettificato | Rectified  
P: Lappato | Honed



R: Rettificato | Rectified  
P: Lappato | Honed

\*Nuovo formato; il precedente sarà consegnato fino ad esaurimento delle giacenze.

\*New size; the previous size will be delivered until stock range out.

**40x80**  
FW 4822 R  
M. 53,50

**20x80**  
FW 2822 R  
M. 58,00

**20x80**  
FW MD 221  
LISTELLATO 3D  
M. 199,00

**60x60**  
FW 6022 R  
M. 53,50  
FW 6022 P  
M. 66,00

**30x60**  
FW 3622 R  
M. 48,00

**30x60 MIX SIZES RETT.**  
6 pz 5x60 - 6 pz 10x60 - 6 pz 15x60  
FW MIX 22  
M. 78,00

**30x30**  
FW MO 221  
MOSAICO NAT.  
M. 104,00

Battiscopa Rettificato \*  
FW BN 229 5,5x80 P. 8,00  
FW BN 226 5,5x60 P. 6,50

Gradone Plus 33x60x4,5x2  
FW RT 226 P. 80,00

Angolare Top sx 33x60x4,5x2  
FW RA 22S  
Angolare Top dx 33x60x4,5x2  
FW RA 22D  
P. 106,00

**40x80**  
FW 4890 R  
M. 53,50

**20x80**  
FW 2890 R  
M. 58,00

**20x80**  
FW MD 901  
LISTELLATO 3D  
M. 199,00

**60x60**  
FW 6090 R  
M. 53,50  
FW 6090 P  
M. 66,00

**30x60**  
FW 3690 R  
M. 48,00

**30x60 MIX SIZES RETT.**  
6 pz 5x60 - 6 pz 10x60 - 6 pz 15x60  
FW MIX 90  
M. 78,00

**30x30**  
FW MO 901  
MOSAICO NAT.  
M. 104,00

Battiscopa Rettificato \*  
FW BN 909 5,5x80 P. 8,00  
FW BN 906 5,5x60 P. 6,50

Gradone Plus 33x60x4,5x2  
FW RT 906 P. 80,00

Angolare Top sx 33x60x4,5x2  
FW RA 90S  
Angolare Top dx 33x60x4,5x2  
FW RA 90D  
P. 106,00

R: Rettificato | Rectified  
P: Lappato | Honed



# FORWARD

## FLOOR&WALL



30x60  
**FW 3613** FORWARD SAND NAT.  
M. 41,00



30x60  
**FW 3622** FORWARD GREY NAT.  
M. 41,00



30x60  
**FW MO 133** FORWARD SAND BRICK NAT.  
M. 44,00



30x34x13  
**FW PN 136**  
ANGOLARE FORWARD SAND BRICK  
P. 33,00



30x60  
**FW MO 223** FORWARD GREY BRICK NAT.  
M. 44,00



30x34x13  
**FW PN 226**  
ANGOLARE FORWARD GREY BRICK  
P. 33,00

## DECORS



30x40  
**FW MO 132**  
MOSAICO MIX FRWD SAND/EARTH RETT.  
P. 18,00



30x40  
**FW MO 222**  
MOSAICO MIX FRWD GREY/BLACK RETT.  
P. 18,00



3x30  
**FW DP 551**  
FASCIA SLATE ROSSO  
P. 12,50



3x30  
**FW DP 901**  
FASCIA SLATE NERO  
P. 12,50



3x60  
**GI DP 001** LISTELLO GRAFITE PLATINO  
P. 22,50



3x60  
**GI DP 002** LISTELLO GRAFITE ORO  
P. 22,50



3x60  
**EE DM 010** LISTELLO GLASS RED  
P. 28,00



1,5x80  
**UC DP 006** BACCHETTA METAL  
P. 21,00



1,5x60  
**UC DP 005** BACCHETTA METAL  
P. 17,50

GRES PORCELLANATO A MASSA COLORATA / FULL BODY COLOURED PORCELAIN STONEWARE

## OUTDOOR 9 mm (R11)



20x40  
**FW 2430**  
FORWARD EARTH NAT.  
M. 33,50



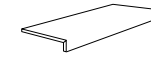
20x20  
**FW 2030**  
FORWARD EARTH NAT.  
M. 33,50



20x40  
**FW 2422**  
FORWARD GREY NAT.  
M. 33,50



20x20  
**FW 2022**  
FORWARD GREY NAT.  
M. 33,50



ELLE MONOLITICO FORWARD 15x30 P. 17,50

<b>FW EN 303</b>	FORWARD EARTH
<b>FW EN 223</b>	FORWARD GREY

## X20 20 mm (R11)



40x80  
**FW 4830 M** FORWARD EARTH 20mm. NAT.  
M. 93,00



40x80  
**FW 4822 M** FORWARD GREY 20mm. NAT.  
M. 93,00


Per la serie completa vedi pag.00  
For the complete collection see page 00

## WALL&PORCELAIN™


Wall&Porcelain è una nuova tecnologia ceramica concepita per il rivestimento di interni, che unisce i pregi del grès porcellanato ad alcune delle qualità tipiche della monoporosa tradizionale. Per maggiori informazioni vedi pag. 204

Wall&Porcelain is a new ceramic tile technology for indoor surfaces, which combines the values of porcelain stoneware with some of the typical advantages of traditional porous single fired material.

For further information see page 204



60x120  
**WA 6110 W** W\_ALL WHITE RETT  
M. 70,00



30x120  
**WA 3110 W** W\_ALL WHITE RETT  
M. 70,00

I pezzi speciali, per effetto delle lavorazioni, possono presentare variazioni di tonalità. Due to working process, special trims may show variations in tonality.

L'unità minima di vendita per tutti gli articoli (fondi, decori e pezzi speciali) è la scatola completa. The minimum sales quantity for all items (plain tiles, decorations and special trims) is one full box.

formato nominale nominal sizes	formato reale rettificato real rectified size	thickness	pcs/box	mq/box	kg/box	box/pallet	mq/pallet	kg/pallet
40x80	40x80	9	3	0,96	19,5	30	28,80	605
20x80	19,9x80	9	8	1,28	24,00	42	53,76	1028
60x60	59,6x59,6	9	3	1,08	21,20	40	43,20	868
30x60	29,7x59,6	9	6	1,08	21,20	40	43,20	868
30x60 nat	-	9	6	1,08	20,50	40	43,20	840
40x80 20mm	-	20	2	0,64	28,26	24	15,36	698
20x20	-	9	30	1,20	21,00	64	76,80	1364
20x40	-	9	15	1,20	21,00	64	76,80	1364
60x120 W&P	59,6x119,4	7	2	1,44	23,00	26	37,44	640
30x120 W&P	29,7x119,4	7	4	1,44	23,00	36	51,84	868

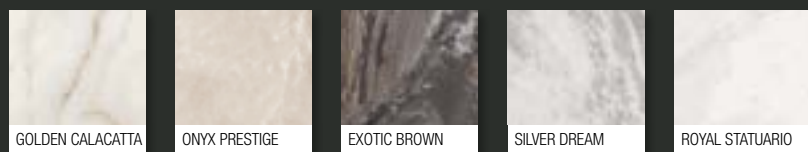
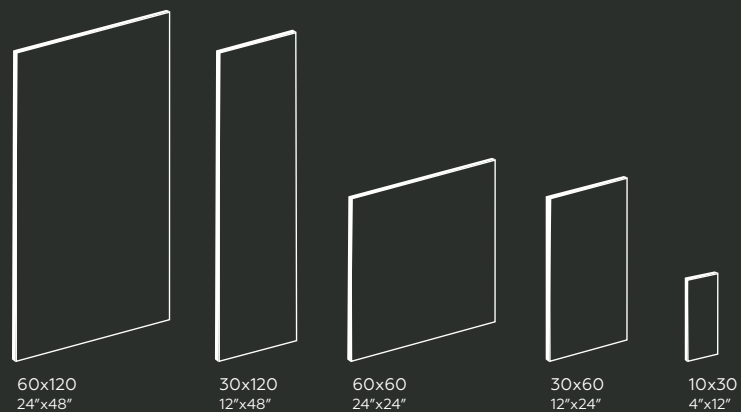
# SUPREME

GRES PORCELLANATO A MASSA COLORATA - CLASSIFICAZIONE SECONDO NORME EN 14411 (ISO 13006) ALLEGATO G GRUPPO BIa  
 FULL BODY COLOURED PORCELAIN STONEWARE - CLASSIFICATION IN ACCORDANCE WITH EN 14411 (ISO 13006) ANNEX G GROUP BIa

## FINITURE / FINISHINGS



## FORMATI / SIZES



EXOTIC BROWN LUX\* 30X120 / 60X120



# SUPREME

GRES PORCELLANATO A MASSA COLORATA / FULL BODY COLOURED PORCELAIN STONEWARE



ONYX PRESTIGE LUX\* 60X120  
ASPEN AVANA LUX\* RETT. 40X170



ONYX PRESTIGE LUX\* 60X120



GOLDEN CALACATTA ANTICATO RETT. 60X120  
GOLDEN CALACATTA ANTICATO RETT. 60X60  
LISTONE RAMÉ 5X60  
ONYX PRESTIGE ANTICATO RETT. 60X120



GOLDEN CALACATTA MIX FLOOR ANTICATO RETT. 60X120



GOLDEN CALACATTA LUX\* 60X120  
LIST. ASPEN NATURAL LUX\* 5X120  
ASPEN NATURAL LUX\* 20X170





ROYAL STATUARIO ANTICATO RETT. 60X120  
 ROYAL STATUARIO MIX SIZES ANTICATO RETT. 60X120  
 DAKOTA TORTORA RESERVE 20X120  
 SILVER DREAM ANTICATO RETT. 60X120  
 SILVER DREAM MIX SIZES ANTICATO RETT. 60X120  
 DAKOTA TORTORA 40X170



MOSAICO HEXAGONE STATUARIO ANTICATO 51X29,2  
 BACKSTAGE MOSAICO HEXAGONE ASH 51X29,2  
 BACKSTAGE HEXAGONE COLOR MIX 8,5X8,5



SILVER DREAM ANTICATO RETT. 60X120  
 ROYAL STATUARIO MIX SIZES ANTICATO 60X120  
 COMP. MAGNOLIA MIX SIZES 60X120  
 SILVER DREAM RETT. 60X60





ROYAL STATUARIO LUX\* 60X60



## LUX+

EXTRA GLOSSY  
EXTRA RESISTANT

In genere, la quasi totalità dei manufatti ceramici presenta una superficie compatta facilmente pulibile, in quanto non vi sono punti dove lo sporco può attaccarsi o incastrarsi. Quando la superficie è lavorata, la situazione cambia e spesso si ha una diminuzione drastica della pulibilità accompagnata da un'elevata sensibilità all'attacco acido. Questo fenomeno, tanto più evidente quanto più è chiara la piastrella, è dovuto in gran parte all'emergere di microporosità in cui lo sporco solido, o comunque non solubile in acqua o nei detersivi, si incastra ingrigendo progressivamente superficie. FLAVIKER introduce LUX+ un nuovo concetto di finitura superficiale ceramica con cui, tramite un connubio di tecniche applicative e appositi utensili da lavorazione, si può ottenere la completa saturazione della porosità.

In general, the majority of the ceramic tiles presents a compact surface easy to clean, as there are no areas where dirt can attach or get stuck. When the surface is polished, the situation changes and often there is a drastic reduction of the cleanability accompanied by a high sensitivity to acid attack. This phenomenon, the more evident the more it is clear the tile, is due in large part to the appearance of microporosity in which solid dirt, or not soluble in water or in detergents dirt, get stuck and progressively turns the tile surface into gray. FLAVIKER introduces LUX+, a new concept of ceramic surface finish with which, through a combination of peculiar application techniques and special polishing tools, you can get the complete saturation of the porosity.



### PIÙ LUCIDA

La finitura LUX+ è in grado di aumentare il livello di lucentezza della superficie oltre i 100 punti di gloss.

### MORE GLOSSY

The finishing LUX+ is able to increase the level of surface glossiness of more than 100 gloss points.



### PIÙ RESISTENTE

La finitura LUX+ aumenta la resistenza della superficie alle macchie. Questa è da intendersi sia come ripulibilità della superficie da pedate e macchie di vario genere, sia come resistenza all'attacco acido e all'usura determinata dal calpestio nel tempo.

### MORE RESISTANT

The finishing LUX+ increases the surface stains resistant. This is to be understood both as cleanability of the surface to treads and stains of various kinds, both as acid and wear resistance determined by the traffic over the time.

**SU RICHIESTA:** In base alla destinazione d'uso i pavimenti LUX+ possono essere consegnati con l'aggiunta dello speciale trattamento GRIP che ne migliora la resistenza allo scivolamento in base a quanto prescritto dalle norme BCRA C.A. e BCRA G.B: 0,40 <  $\mu$  LUX+ GRIP < 0,74 ATTRITO SODDISFACENTE

**ON REQUEST:** Depending on the intended use of the floors LUX+ can be delivered with the addition of a special GRIP treatment which improves the slip resistance according to the prescribed BCRA C.A. and BCRA G.B. standards: 0.40 <  $\mu$  LUX+ GRIP < 0.74 SATISFACTORY FRICTION



R: Rettificato | Rectified  
P: Anticato | Aged  
L: Lux\*

**60x120 MIX SIZES RETT.**  
2 pcs/box 2 pcs/box 2 pcs/box  
30x120 - 20x120 - 10x120

**60x120 MIX FLOOR**  
1 pcs/box 1 pcs/box 1 pcs/box  
60x120 - 60x80 - 60x40

**60x120**  
SP 6113 P M. 80,00  
SP 6113 L M. 88,00

**30x120**  
SP 3113 P M. 80,00  
SP 3113 L M. 88,00

**SP MIP 13** M. 88,00  
(Anticato)

**60x60**  
SP 6013 R M. 53,50  
SP 6013 P M. 66,00  
SP 6013 L M. 76,50

**30x60**  
SP 3613 P M. 57,50

**10x30**  
SP 1013 P M. 76,00

**SP FLO 13 MIX FLOOR ANTICATO** M. 92,00

**51x29,2**

**SP ES 13P**   
MOSAICO HEXAGON  
RETT. (Ant) M. 120,00

**Battiscopa 5,5x60**   
SP BP 136 Rett. P. 8,00  
SP BL 136 Rett. P. 9,50

**30x30**

**Gradone Plus 32x120x4,5x2**   
SP RP 132 Rett. P. 179,00  
SP RL 132 Rett. P. 179,00

**Angolare Top sx 32x120x4,5x2**   
SP RS 13P (Ant.) P. 206,00  
Angolare Top dx 32x120x4,5x2  
SP RD 13P (Ant.) P. 206,00

**Angolare Top sx 32x120x4,5x2**   
SP RS 13L (Lux\*) P. 206,00  
Angolare Top dx 32x120x4,5x2  
SP RD 13L (Lux\*) P. 206,00

**30x30**

**SP MP 131**   
MOSAICO 5x5  
RETT. (Ant.) M. 104,00

**60x120 MIX SIZES RETT.**  
2 pcs/box 2 pcs/box 2 pcs/box  
30x120 - 20x120 - 10x120

**60x120 MIX FLOOR**  
1 pcs/box 1 pcs/box 1 pcs/box  
60x120 - 60x80 - 60x40

**60x120**  
SP 6134 P M. 80,00  
SP 6134 L M. 88,00

**30x120**  
SP 3134 P M. 80,00  
SP 3134 L M. 88,00

**SP MIP 34** M. 88,00  
(Anticato)

**60x60**  
SP 6034 R M. 53,50  
SP 6034 P M. 66,00  
SP 6034 L M. 76,50

**30x60**  
SP 3634 P M. 57,50

**10x30**  
SP 1034 P M. 76,00

**SP FLO 34 MIX FLOOR ANTICATO** M. 92,00

**51x29,2**

**SP ES 34P**   
MOSAICO HEXAGON  
RETT. (Ant) M. 120,00

**Battiscopa 5,5x60**   
SP BP 346 Rett. P. 8,00  
SP BL 346 Rett. P. 9,50

**30x30**

**Gradone Plus 32x120x4,5x2**   
SP RP 342 Rett. P. 179,00  
SP RL 342 Rett. P. 179,00

**Angolare Top sx 32x120x4,5x2**   
SP RS 34P (Ant.) P. 206,00  
Angolare Top dx 32x120x4,5x2  
SP RD 34P (Ant.) P. 206,00

**Angolare Top sx 32x120x4,5x2**   
SP RS 34L (Lux\*) P. 206,00  
Angolare Top dx 32x120x4,5x2  
SP RD 34L (Lux\*) P. 206,00

**30x30**

**SP MP 341**   
MOSAICO 5x5  
RETT. (Ant.) M. 104,00



# SUPREME

## EXOTIC BROWN

GRES PORCELLANATO A MASSA COLORATA / FULL BODY COLOURED PORCELAIN STONEWARE

## SILVER DREAM



R: Rettificato | Rectified  
P: Anticato | Aged  
L: Lux\*

**60x120 MIX SIZES RETT.**  
2 pcs/box 2 pcs/box 2 pcs/box  
30x120 - 20x120 - 10x120

**60x120 MIX FLOOR**  
1 pcs/box 1 pcs/box 1 pcs/box  
60x120 - 60x80 - 60x40

**60x120**  
SP 6144 P M. 80,00  
SP 6144 L M. 88,00

**30x120**  
SP 3144 P M. 80,00  
SP 3144 L M. 88,00

**10x120**  
SP MIP 44 M. 88,00  
(Anticato)

**60x60**  
SP 6044 R M. 53,50  
SP 6044 P M. 66,00  
SP 6044 L M. 76,50

**30x60**  
SP 3644 P M. 57,50

**10x30**  
SP 1044 P M. 76,00

**51x29,2**  
MOSAICO HEXAGON RETT. (Ant) M. 120,00

**SP ES 44P** 4  
Battiscopa 5,5x60  
SP BP 446 Rett. P. 8,00  
SP BL 446 Rett. P. 9,50

**30x30**  
Gradone Plus 32x120x4,5x2  
SP RP 442 Rett. P. 179,00  
SP RL 442 Rett. P. 179,00

**SP MO 443**  
MOSAICO RETT. (Ant./Lux\*) M. 249,00 4

**30x30**  
Angolare Top sx 32x120x4,5x2  
SP RS 44P (Ant.) P. 206,00  
Angolare Top dx 32x120x4,5x2  
SP RD 44P (Ant.) P. 206,00

**SP MP 441**  
MOSAICO 5x5 RETT. (Ant.) M. 104,00 4

**30x30**  
Angolare Top sx 32x120x4,5x2  
SP RS 44L (Lux\*) P. 206,00  
Angolare Top dx 32x120x4,5x2  
SP RD 44L (Lux\*) P. 206,00

**60x120 MIX SIZES RETT.**  
2 pcs/box 2 pcs/box 2 pcs/box  
30x120 - 20x120 - 10x120

**60x120 MIX FLOOR**  
1 pcs/box 1 pcs/box 1 pcs/box  
60x120 - 60x80 - 60x40

**60x120**  
SP 6122 P M. 80,00  
SP 6122 L M. 88,00

**30x120**  
SP 3122 P M. 80,00  
SP 3122 L M. 88,00

**10x120**  
SP MIP 22 M. 88,00  
(Anticato)

**60x60**  
SP 6022 R M. 53,50  
SP 6022 P M. 66,00  
SP 6022 L M. 76,50

**30x60**  
SP 3622 P M. 57,50

**10x30**  
SP 1022 P M. 76,00

**51x29,2**  
MOSAICO HEXAGON RETT. (Ant) M. 120,00

**SP ES 22P** 4  
Battiscopa 5,5x60  
SP BP 226 Rett. P. 8,00  
SP BL 226 Rett. P. 9,50

**30x30**  
Gradone Plus 32x120x4,5x2  
SP RP 222 Rett. P. 179,00  
SP RL 222 Rett. P. 179,00

**SP MO 223**  
MOSAICO RETT. (Ant./Lux\*) M. 249,00 4

**30x30**  
Angolare Top sx 32x120x4,5x2  
SP RS 22P (Ant.) P. 206,00  
Angolare Top dx 32x120x4,5x2  
SP RD 22P (Ant.) P. 206,00

**SP MP 221**  
MOSAICO 5x5 RETT. (Ant.) M. 104,00 4

**30x30**  
Angolare Top sx 32x120x4,5x2  
SP RS 22L (Lux\*) P. 206,00  
Angolare Top dx 32x120x4,5x2  
SP RD 22L (Lux\*) P. 206,00


# SUPREME

## ROYAL STATUARIO

GRES PORCELLANATO A MASSA COLORATA / FULL BODY COLOURED PORCELAIN STONEWARE

## FRAME

## STRIPE



R: Rettificato | Rectified  
P: Anticato | Aged  
L: Lux\*

60x120



SP 6110 P M. 80,00  
SP 6110 L M. 88,00

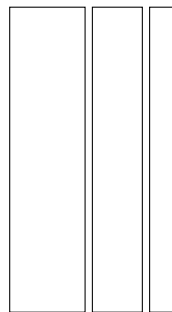
30x120



SP 3110 P M. 80,00  
SP 3110 L M. 88,00

60x120 MIX SIZES RETT.

2 pcs/box 2 pcs/box 2 pcs/box  
30x120 - 20x120 - 10x120



SP MIP 10 M. 88,00  
(Anticato)

60x120 MIX FLOOR

1 pcs/box 1 pcs/box 1 pcs/box  
60x120 - 60x80 - 60x40



SP FLO 10 MIX FLOOR ANTICATO M. 92,00

60x60



SP 6010 R M. 53,50  
SP 6010 P M. 66,00  
SP 6010 L M. 76,50

30x60



SP 3610 P M. 57,50

10x30



SP 1010 P M. 76,00

51x29,2



SP ES 10P MOSAICO HEXAGON  
RETT. (Ant) M. 120,00

30x30



SP MO 103 MOSAICO RETT.  
(Ant./Lux\*) M. 249,00

30x30

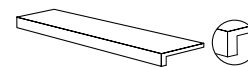


SP MP 101 MOSAICO 5x5 RETT.  
(Ant.) M. 104,00



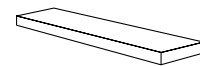
Battiscopa 5,5x60

SP BP 106 Rett. P. 8,00  
SP BL 106 Rett. P. 9,50



Gradone Plus 32x120x4,5x2

SP RP 102 Rett. P. 179,00  
SP RL 102 Rett. P. 179,00



Angolare Top sx 32x120x4,5x2

SP RS 10P (Ant.) P. 206,00  
Angolare Top dx 32x120x4,5x2  
SP RD 10P (Ant.) P. 206,00


Angolare Top sx 32x120x4,5x2  
SP RS 10L (Lux\*) P. 206,00  
Angolare Top dx 32x120x4,5x2  
SP RD 10L (Lux\*) P. 206,00




60x60  
SP 6010 D FRAME  
ROYAL STATUARIO/BACKSTAGE  
ASH RETT.  
M. 66,00



stripe posa 1



stripe posa 2



stripe posa 3



60x60  
SP 6013 D STRIPE  
GOLDEN CALACATTA/DAKOTA  
NATURALE RETT.  
M. 66,00



## DECORI / DECORS



60x120  
**SP DI 101**  
DECORO MAGNOLIA  
P. 279,00



60x120  
**SP DI 102**  
COMP. MAGNOLIA MIX SIZES  
P. 299,00



60x120  
**SP DI 133**  
DECORO SUBLIME  
P. 279,00



60x120  
**SP DI 134**  
COMP. SUBLIME MIX SIZES  
P. 299,00



5x120  
**DK DP 301** LIST. DAKOTA AVANA RESERVE  
P. 8,00



5x120  
**BK DP 132** LIST. BACKSTAGE BISQUE  
P. 8,00



5x120  
**AN DP 221** LIST. ASPEN GREY LUX\*  
P. 10,00




5x120  
**DK DP 131** LIST. DAKOTA NATURALE RESERVE  
P. 8,00



5x120  
**BK DP 302** LIST. BACKSTAGE TAN  
P. 8,00



5x120  
**AN DP 131** LIST. ASPEN NATURAL LUX\*  
P. 10,00



5x120  
**DK DP 231** LIST. DAKOTA TORTORA RESERVE  
P. 8,00



5x120  
**BK DP 442** LIST. BACKSTAGE SPICY  
P. 8,00



5x120  
**AN DP 301** LIST. ASPEN AVANA LUX\*  
P. 10,00



6x30  
**DK DF 301** FASCIA DAKOTA AVANA  
P. 13,00



6x30  
**DK DF 131** FASCIA DAKOTA NATURALE  
P. 13,00



6x30  
**DK DF 231** FASCIA DAKOTA TORTORA  
P. 13,00




5x120  
**BK DP 222** LIST. BACKSTAGE ASH  
P. 8,00



5x30  
**SP DL 133**  
LONDON ANTICATO GOLDEN CALACATTA  
P. 17,50



5x30  
**SP DL 343**  
LONDON ANTICATO ONYX PRESTIGE  
P. 17,50



5x30  
**SP DL 443**  
LONDON ANTICATO EXOTIC BROWN  
P. 17,50



5x120  
**BK DP 232** LIST. BACKSTAGE GRAPHITE  
P. 8,00



5x30  
**SP DL 233**  
LONDON ANTICATO SILVER DREAM  
P. 17,50



5x30  
**SP DL 103**  
LONDON ANTICATO ROYAL STATUARIO  
P. 17,50



5x60  
**SP DP 001** LISTONE RAME  
P. 33,00



5x60  
**SP DP 002** LISTONE NICHEL  
P. 33,00




8,5x8,5  
**BK DE 222** HEXAGON COLOR MIX4  
P. 18,50



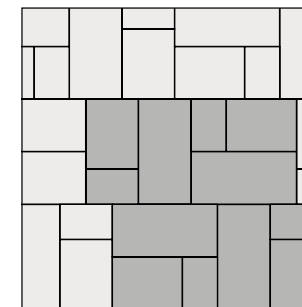
8,5x8,5  
**BK DE 232** HEXAGON TEXTURE MIX4  
P. 18,50



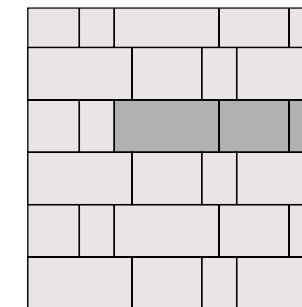
## MIX FLOOR SCHEMI DI POSA / INSTALLATION PATTERNS



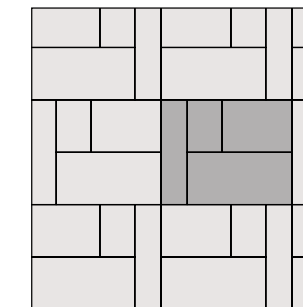
**60x120 MIX FLOOR 80% 20%**



**60x120 MIX FLOOR 100%**



**60x120 MIX FLOOR 100%**



**60x120 MIX FLOOR 80% 20%**

I pezzi speciali, per effetto delle lavorazioni, possono presentare variazioni di tonalità. Due to working process, special trims may show variations in tonality. L'unità minima di vendita per tutti gli articoli (fondi, decori e pezzi speciali) è la scatola completa. The minimum sales quantity for all items (plain tiles, decorations and special trims) is one full box.

formato nominale nominal sizes	formato reale rettificato real rectified size	thickness	pcs/box	mq/box	kg/box	box/pallet	mq/pallet	kg/pallet
60x120	59,6x119,4	9	2	1,44	27,20	26	37,44	748
60x120 MIX WALL	-	9	2	1,44	27,20	26	37,44	748
30x120	29,7x119,4	9	4	1,44	27,20	36	51,84	1020
60x120 MIX FLOOR	-	9	2	1,44	27,20	26	37,44	748
60x60	59,6x59,6	9	3	1,08	21,20	40	43,20	868
30x60	29,7x59,6	9	6	1,08	21,20	40	43,20	868
10x30	9,76x29,7	9	18	0,54	11,60	64	34,56	763

# WALL&PORCELAIN™

Wall&Porcelain è una nuova tecnologia ceramica concepita per il rivestimento di interni, che unisce i pregi del grès porcellanato ad alcune delle qualità tipiche della monoporosa tradizionale. Per maggiori informazioni vedi pag. 204

Wall&Porcelain is a new ceramic tile technology for indoor surfaces, which combines the values of porcelain stoneware with some of the typical advantages of traditional porous single fired material. For further information see page 204

9 mm 



60x120  
**SP 6122 W** SUPREME FUSION COLD  
M. 78,00



60x120  
**SP 6134 W** SUPREME FUSION HOT  
M. 78,00



30x120  
**SP 3122 W** SUPREME FUSION COLD  
M. 78,00



30x120  
**SP 3134 W** SUPREME FUSION HOT  
M. 78,00



30x120  
**SP DI 22 W** DEC. LINE MIX COLD RETT.  
P. 180,00



30x120  
**SP DI 34 W** DEC. LINE MIX HOT RETT.  
P. 180,00




30x60  
**SP 3622 W**  
SUPREME FUSION COLD RETT.  
M. 78,00




30x60  
**SP 3634 W**  
SUPREME FUSION HOT RETT.  
M. 78,00








7 mm 



60x120  
**WA 6110 W** W\_ALL WHITE RETT  
M. 70,00



30x120  
**WA 3110 W** W\_ALL WHITE RETT  
M. 70,00

formato nominale nominal sizes	formato reale rettificato real rectified size	thickness 	pcs/box 	m <sup>2</sup> /box 	kg/box 	box/pallet 	m <sup>2</sup> /pallet 	kg/pallet 
60x120 W&P	59,6x119,4	9	2	1,44	26,20	26	37,44	722
30x120 W&P	29,7x119,4	9	4	1,44	26,20	36	51,84	983
60x120 W&P	59,6x119,4	7	2	1,44	23,00	26	37,44	640
30x120 W&P	29,7x119,4	7	4	1,44	23,00	36	51,84	868




SUPREME FUSION COLD 60X120  
DEC. LINE FUSION COLD MIX 30X120




# MARMI PREZIOSI

GRES PORCELLANATO - CLASSIFICAZIONE SECONDO NORME EN 14411 (ISO 13006) ALLEGATO G GRUPPO BIa GL  
PORCELAIN STONEWARE - CLASSIFICATION IN ACCORDANCE WITH EN 14411 (ISO 13006) ANNEX G GROUP BIa GL

## FINITURE / FINISHINGS




Naturale  
Natural




Lappato  
Honed

## FORMATI / SIZES



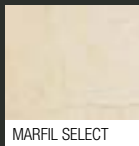
60x60  
24"x24"



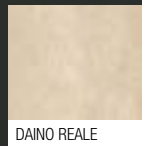
STATUARIO EXTRA



TRAVERTINO SILVER



MARFIL SELECT



DAINO REALE



DIN 51130  
naturale

ASTM C 1028

B.C.R.A.

V2



TRAVERTINO SILVER LAPP. 60X60

## STATUARIO EXTRA


## MARFIL SELECT



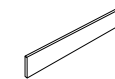
**R:** Rettificato | Rectified  
**P:** Lappato | Honed

**R:** Rettificato | Rectified  
**P:** Lappato | Honed



60x60




**MA 6011 R** M. 53,50  
**MA 6011 P** M. 67,50



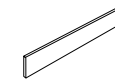
Battiscopa 9,5x60

**MA BN 116** Rett. P. 8,00   
**MA BP 116** Lapp. P. 9,50 



60x60



**MA 6013 R** M. 53,50  
**MA 6013 P** M. 67,50



Battiscopa 9,5x60

**MA BN 136** Rett. P. 8,00   
**MA BP 136** Lapp. P. 9,50 




## TRAVERTINO SILVER

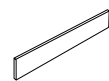


R: Rettificato | Rectified  
P: Lappato | Honed

60x60



MA 6022 R M. 53,50  
MA 6022 P M. 67,50



Battiscopa 9,5x60

MA BN 226 Rett. P. 8,00  
MA BP 226 Lapp. P. 9,50




## DAINO REALE

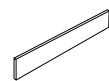


R: Rettificato | Rectified  
P: Lappato | Honed

60x60



MA 6030 R M. 53,50  
MA 6030 P M. 67,50



Battiscopa 9,5x60

MA BN 306 Rett. P. 8,00  
MA BP 306 Lapp. P. 9,50



DAINO REALE LAPP. 60X60

### FLAVIKER LAPPATO EXTRA

È un trattamento protettivo brevettato specifico per superfici ceramiche lappate a campo pieno realizzato con tecnologia e materiali di ultima generazione. Applica una protezione invisibile che lascia inalterate nel tempo le caratteristiche estetiche del prodotto e l'elevato grado di lucentezza.

È resistente alle macchie ed allo sporco.

Si pulisce con grande facilità e non richiede particolare manutenzione.

La manutenzione ordinaria deve essere eseguita con prodotti neutri, privi di cere o patine lucidanti, per non togliere al pavimento l'originale lucentezza derivata dal trattamento.

It's a patented protective treatment for specific glossy polished ceramic surfaces realized with the latest technology and materials.

Applies an invisible protection that maintains the aesthetic characteristics of the product and leaves the high glossy effect.

It is resistant to stains and dirt.

Easy to clean and requires no special maintenance.

The ordinary maintenance must be realized with neutral, wax or polishing glaze free products, in order to preserve the original surface glossiness obtained with the treatment.

I pezzi speciali, per effetto delle lavorazioni, possono presentare variazioni di tonalità. Due to working process, special trims may show variations in tonality.


L'unità minima di vendita per tutti gli articoli (fondi, decori e pezzi speciali) è la scatola completa. The minimum sales quantity for all items (plain tiles, decorations and special trims) is one full box.

formato nominale nominal sizes	formato reale rettificato real rectified size	thickness	pcs/box	mq/box	kg/box	box/pallet	mq/pallet	kg/pallet
60x60	59,6x59,6	10	3	1,08	23,00	40	43,20	940

# NATURALSTONES

GRES PORCELLANATO A MASSA COLORATA - CLASSIFICAZIONE SECONDO NORME EN 14411 (ISO 13006) ALLEGATO G GRUPPO BIa  
FULL BODY COLOURED PORCELAIN STONEWARE - CLASSIFICATION IN ACCORDANCE WITH EN 14411 (ISO 13006) ANNEX G GROUP BIa

## FINITURE / FINISHINGS



Naturale  
Natural


## FORMATI / SIZES



40x80  
16"x32"



40x40  
16"x16"




60x60  
24"x24"




30x60  
12"x24"




LIGHT SAND




DARK SAND



LIGHT EARTH



DARK EARTH



BLACK EARTH



DIN 51130  
naturale  
CLASSE A

ASTM C 1028

B.C.F.A.



DARK EARTH 60X60\_DARK EARTH 30X60



# NATURALSTONES

GRES PORCELLANATO A MASSA COLORATA  
FULL BODY COLOURED PORCELAIN STONEWARE



BLACK EARTH 60X60



DARK SAND 40X40\_40X80\_60X60

# NATURALSTONES

## LIGHT SAND

GRES PORCELLANATO A MASSA COLORATA / FULL BODY COLOURED PORCELAIN STONEWARE

## DARK SAND



R: Rettificato | Rectified


R: Rettificato | Rectified

40x80




NS 4830 M. 48,00  
NS 4830 R M. 53,50

40x40




NS 4030 R M. 48,00

60x60



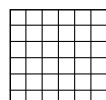
NS 6030 R M. 53,50


30x60



NS 3630 R M. 48,00

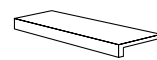
30x30




NS MO 300  
MOSAICO  
M. 104,00 




Battiscopa Rettificato  
NS BN 306 9,5x60 P. 8,00 




Gradone Plus 33x60x4,5x2  
NS RT 306 P. 80,00 

40x80




NS 4834 M. 48,00  
NS 4834 R M. 53,50

40x40



NS 4034 R M. 48,00

60x60




NS 6034 R M. 53,50

30x60



NS 3634 R M. 48,00

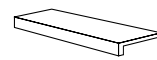
30x30




NS MO 340  
MOSAICO  
M. 104,00 



Battiscopa Rettificato  
NS BN 346 9,5x60 P. 8,00 



Gradone Plus 33x60x4,5x2  
NS RT 346 P. 80,00 



# NATURALSTONES

GRES PORCELLANATO A MASSA COLORATA / FULL BODY COLOURED PORCELAIN STONEWARE

## LIGHT EARTH

## DARK EARTH



R: Rettificato | Rectified


R: Rettificato | Rectified

40x80




NS 4810 M. 48,00  
NS 4810 R M. 53,50

40x40



NS 4010 R M. 48,00

60x60



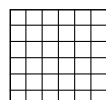
NS 6010 R M. 53,50

30x60



NS 3610 R M. 48,00

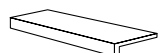
30x30



NS MO 100  
MOSAICO  
M. 104,00




Battiscopa Rettificato  
NS BN 106 9,5x60 P. 8,00




Gradone Plus 33x60x4,5x2  
NS RT 106 P. 80,00

40x80




NS 4822 M. 48,00  
NS 4822 R M. 53,50

40x40



NS 4022 R M. 48,00

60x60




NS 6022 R M. 53,50

30x60



NS 3622 R M. 48,00

30x30



NS MO 220  
MOSAICO  
M. 104,00



Battiscopa Rettificato  
NS BN 226 9,5x60 P. 8,00



Gradone Plus 33x60x4,5x2  
NS RT 226 P. 80,00


# NATURALSTONES

## BLACK EARTH




R: Rettificato | Rectified

40x80



NS 4890 M. 48,00  
NS 4890 R M. 53,50

40x40




NS 4090 R M. 48,00

60x60



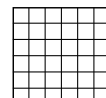
NS 6090 R M. 53,50

30x60



NS 3690 R M. 48,00

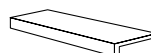
30x30



NS MO 900  
MOSAICO  
M. 104,00

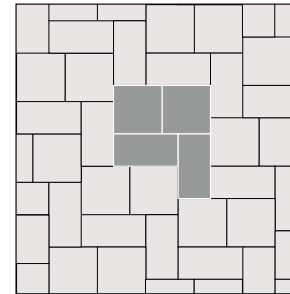


Battiscopa Rettificato  
NS BN 906 9,5x60 P. 8,00

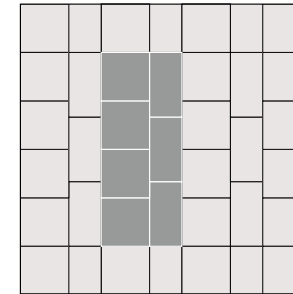


Gradone Plus 33x60x4,5x2  
NS RT 906 P. 80,00

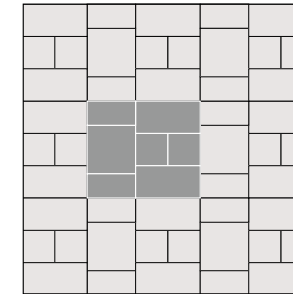
GRES PORCELLANATO A MASSA COLORATA / FULL BODY COLOURED PORCELAIN STONEWARE




60x60 52,95%  
40x80 47,05%



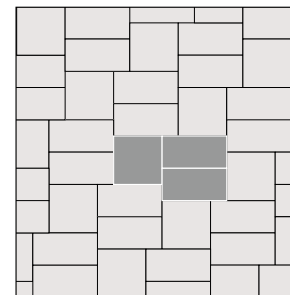
60x60 60%  
40x80 40%



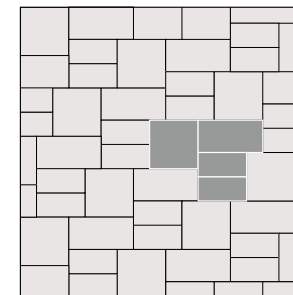
60x60 21,42% 40x80 38,10%  
30x60 21,42% 40x40 19,05%



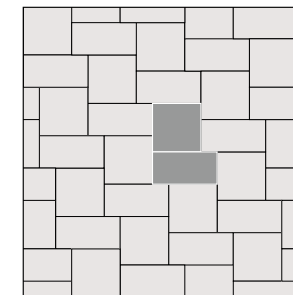
60x60 50%  
30x60 50%



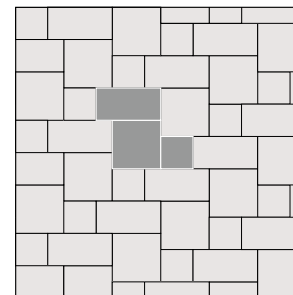
60x60 36,00%  
40x80 64,00%



60x60 34,60%  
30x60 34,60%  
40x80 30,80%



60x60 52,95%  
40x80 47,05%




60x60 42,85%  
40x80 38,10%  
40x40 19,05%

## WALL&PORCELAIN™


Wall&Porcelain è una nuova tecnologia ceramica concepita per il rivestimento di interni, che unisce i pregi del grès porcellanato ad alcune delle qualità tipiche della monoporosa tradizionale. Per maggiori informazioni vedi pag. 204

Wall&Porcelain is a new ceramic tile technology for indoor surfaces, which combines the values of porcelain stoneware with some of the typical advantages of traditional porous single fired material.

For further information see page 204



60x120  
WA 6110 W W\_ALL WHITE RETT  
M. 70,00



30x120  
WA 3110 W W\_ALL WHITE RETT  
M. 70,00

I pezzi speciali, per effetto delle lavorazioni, possono presentare variazioni di tonalità. Due to working process, special trims may show variations in tonality.

L'unità minima di vendita per tutti gli articoli (fondi, decori e pezzi speciali) è la scatola completa. The minimum sales quantity for all items (plain tiles, decorations and special trims) is one full box.


formato nominale nominal sizes	formato reale rettificato real rectified size	thickness	pcs/box	mq/box	kg/box	box/pallet	mq/pallet	kg/pallet
60x60	59,6x59,6	9	3	1,08	21,20	40	43,20	868
30x60	29,7x59,6	9	6	1,08	21,20	40	43,20	868
40x80	40x80	9	3	0,96	19,50	30	28,80	605
41,5x81	-	9	3	1,01	19,50	30	30,30	605
40x40	40x40	9	6	0,96	19,50	72	69,12	1424
60x120 W&P	59,6x119,4	7	2	1,44	23,00	26	37,44	640
30x120 W&P	29,7x119,4	7	4	1,44	23,00	36	51,84	868




# GRAFITE

GRES PORCELLANATO A MASSA COLORATA - CLASSIFICAZIONE SECONDO NORME EN 14411 (ISO 13006) ALLEGATO G GRUPPO BIa  
FULL BODY COLOURED PORCELAIN STONEWARE - CLASSIFICATION IN ACCORDANCE WITH EN 14411 (ISO 13006) ANNEX G GROUP BIa

## FINITURE / FINISHINGS



Naturale  
Natural



Lappato  
Honed

## FORMATI / SIZES




60x60  
24"x24"




30x60  
12"x24"




15x60  
6"x24"




BIANCO




BEIGE



TORTORA



GRIGIO



NERO



DIN 51130  
lappato

R9  
DIN 51130  
naturale  
CLASSE A

R10

ASTM C 1028

> 0,60

> 0,40

B.C.R.A.

V2



GRAFITE GRIGIO LAPP. 60X60

# GRAFITE

GRES PORCELLANATO A MASSA COLORATA / FULL BODY COLOURED PORCELAIN STONEWARE



GRAFITE BEIGE LAPP. 15X60  
LISTONE GRAFITE TORTORA ONDA 15X60  
GRAFITE TORTORA LAPP. 60X60  
TORTORA LAPP. 60X60



GRAFITE BEIGE RETT. 60X60



GRAFITE NERO RETT. 60X60






R: Rettificato | Rectified  
P: Lappato | Honed


R: Rettificato | Rectified  
P: Lappato | Honed

60x60




GI 6010 R M. 53,50  
GI 6010 P M. 66,00

30x60



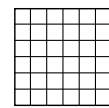
GI 3610 R M. 48,00  
GI 3610 P M. 57,50

15x60



GI 6510 R M. 57,50  
GI 6510 P M. 66,00

30x30

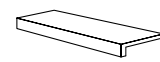




GI MO 102  
MOSAICO NAT.  
M. 104,00 




Battiscopa 9,5x60

GI BN 106 Rett. P. 8,00   
GI BP 106 Lapp. P. 9,50 



Gradone Plus 33x60x4,5x2  
GI RT 106 Rett. P. 80,00   
GI RL 106 Lapp. P. 82,00 

60x60



GI 6030 R M. 53,50  
GI 6030 P M. 66,00

30x60



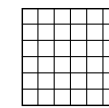
GI 3630 R M. 48,00  
GI 3630 P M. 57,50

15x60



GI 6530 R M. 57,50  
GI 6530 P M. 66,00

30x30

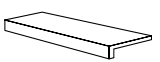




GI MO 302  
MOSAICO NAT.  
M. 104,00 



Battiscopa 9,5x60

GI BN 306 Rett. P. 8,00   
GI BP 306 Lapp. P. 9,50 




Gradone Plus 33x60x4,5x2  
GI RT 306 Rett. P. 80,00   
GI RL 306 Lapp. P. 82,00 



R: Rettificato | Rectified  
P: Lappato | Honed


R: Rettificato | Rectified  
P: Lappato | Honed

60x60



GI 6044 R M. 53,50  
GI 6044 P M. 66,00

30x60



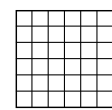
GI 3644 R M. 48,00  
GI 3644 P M. 57,50

15x60



GI 6544 R M. 57,50  
GI 6544 P M. 66,00

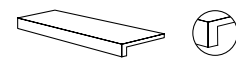
30x30



GI MO 442  
MOSAICO NAT.  
M. 104,00




Battiscopa 9,5x60  
GI BN 446 Rett. P. 8,00  
GI BP 446 Lapp. P. 9,50



Gradone Plus 33x60x4,5x2  
GI RT 446 Rett. P. 80,00  
GI RL 446 Lapp. P. 82,00

60x60



GI 6022 R M. 53,50  
GI 6022 P M. 66,00

30x60



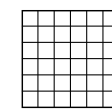
GI 3622 R M. 48,00  
GI 3622 P M. 57,50

15x60



GI 6522 R M. 57,50  
GI 6522 P M. 66,00

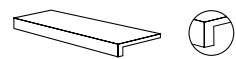
30x30



GI MO 222  
MOSAICO NAT.  
M. 104,00



Battiscopa 9,5x60  
GI BN 226 Rett. P. 8,00  
GI BP 226 Lapp. P. 9,50



Gradone Plus 33x60x4,5x2  
GI RT 226 Rett. P. 80,00  
GI RL 226 Lapp. P. 82,00




# GRAFITE

## NERO




R: Rettificato | Rectified  
P: Lappato | Honed

60x60



**GI 6090 R** M. 53,50  
**GI 6090 P** M. 66,00

30x60




**GI 3690 R** M. 48,00  
**GI 3690 P** M. 57,50

15x60





**GI 6590 R** M. 57,50  
**GI 6590 P** M. 66,00

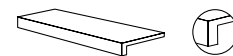
30x30





**GI MO 902**  
MOSAICO NAT.  
M. 104,00 



Battiscopa 9,5x60  
**GI BN 906** Rett. P. 8,00   
**GI BP 906** Lapp. P. 9,50 



Gradone Plus 33x60x4,5x2  
**GI RT 906** Rett. P. 80,00   
**GI RL 906** Lapp. P. 82,00 



30x60  
**GI MO 101** MOSAICO LISTELLI GRAFITE BIANCO RETT. NAT.   
P. 28,00



30x60  
**GI MO 301** MOSAICO LISTELLI GRAFITE BEIGE RETT. NAT.   
P. 28,00



30x60  
**GI MO 221** MOSAICO LISTELLI GRAFITE GRIGIO RETT. NAT.   
P. 28,00










30x60  
**GI MO 441** MOSAICO LISTELLI GRAFITE TORTORA RETT. NAT.   
P. 28,00



30x60  
**GI MO 901** MOSAICO LISTELLI GRAFITE NERO RETT. NAT.   
P. 28,00

I pezzi speciali, per effetto delle lavorazioni, possono presentare variazioni di tonalità. Due to working process, special trims may show variations in tonality.  
L'unità minima di vendita per tutti gli articoli (fondi, decori e pezzi speciali) è la scatola completa. The minimum sales quantity for all items (plain tiles, decorations and special trims) is one full box.

formato nominale nominal sizes	formato reale rettificato real rectified size	thickness 	pcs/box 	mq/box 	kg/box 	box/pallet 	mq/pallet 	kg/pallet 
60x60	59,6x59,6	9	3	1,08	21,20	40	43,20	868
30x60	29,7x59,6	9	6	1,08	21,20	40	43,20	868
15x60	14,75x59,6	9	12	1,08	21,20	40	43,20	868

# GRAFITE

## DECORI / DECORS



15x60  
**GI DF 441**  
LIST. GRAF. TORTORA ONDA  
P. 37,00



15x60  
**GI DF 303**  
LIST. GRAF. BEIGE RICAMO  
P. 42,00



3x60  
**GI DP 303**  
LIST. GRAF. BEIGE RICAMO  
P. 22,50



15x60  
**GI DF 102**  
LIST. GRAF. BIANCO PETALI  
P. 42,00



3x60  
**GI DP 002**  
LIST. GRAFITE ORO  
P. 22,50



ABBINAMENTO COLORI  
COLOR MATCHING



BIANCO



BEIGE



TORTORA



15x60  
**GI DF 901**  
LIST. GRAF. NERO ONDA  
P. 37,00



15x60  
**GI DF 223**  
LIST. GRAF. GRIGIO RICAMO  
P. 42,00



3x60  
**GI DP 223**  
LIST. GRAF. GRIGIO RICAMO  
P. 22,50



3x60  
**EE DM 010**  
LIST. GLASS RED  
P. 28,00



3x60  
**GI DP 001**  
LIST. GRAFITE PLATINO  
P. 22,50



ABBINAMENTO COLORI  
COLOR MATCHING



BIANCO



GRIGIO




NERO



## WALL&PORCELAIN™


Wall&Porcelain è una nuova tecnologia ceramica concepita per il rivestimento di interni, che unisce i pregi del grès porcellanato ad alcune delle qualità tipiche della monoporosa tradizionale. Per maggiori informazioni vedi pag. 204

Wall&Porcelain is a new ceramic tile technology for indoor surfaces, which combines the values of porcelain stoneware with some of the typical advantages of traditional porous single fired material. For further information see page 204



60x120  
**WA 6110 W\_W\_ALL WHITE RETT**

M. 70,00



30x120  
**WA 3110 W\_W\_ALL WHITE RETT**

M. 70,00

I pezzi speciali, per effetto delle lavorazioni, possono presentare variazioni di tonalità. Due to working process, special trims may show variations in tonality. L'unità minima di vendita per tutti gli articoli (fondi, decori e pezzi speciali) è la scatola completa. The minimum sales quantity for all items (plain tiles, decorations and special trims) is one full box.


formato nominale nominal sizes	formato reale rettificato real rectified size	thickness	pcs/box	mq/box	kg/box	box/pallet	mq/pallet	kg/pallet
60x120 W&P	59,6x119,4	7	2	1,44	23,00	26	37,44	640
30x120 W&P	29,7x119,4	7	4	1,44	23,00	36	51,84	868



# OUTDOOR

GRES PORCELLANATO A TUTTA MASSA - CLASSIFICAZIONE SECONDO NORME EN 14411 (ISO 13006) ALLEGATO G GRUPPO BIa  
 FULL BODY PORCELAIN STONEWARE - CLASSIFICATION IN ACCORDANCE WITH EN 14411 (ISO 13006) ANNEX G GROUP BIa

## FINITURE / FINISHINGS



Naturale  
 Natural

## FORMATI / SIZES




30x60  
 12"x24"




20x30  
 8"x12"




20x20  
 8"x8"




BEIGE



RED



GREY



BLACK



R10  
 DIN 51097  
 30x60  
 CLASSE A+B



R12  
 DIN 51097  
 20x30-20x30  
 CLASSE A+B+C



≥ 0,60  
 ASTM C 1028



> 0,40  
 B.C.R.A.



> 0,42  
 ANSI A 137  
 naturale



V4



UGL



ISO 10545.6  
 ≤ 175/mm<sup>3</sup>



OUTDOOR GREY 20X20\_20X30\_30X60



OUT DOOR RED 20X20 \_ 20X30

# OUTDOOR

GRES PORCELLANATO A TUTTA MASSA / FULL BODY PORCELAIN STONEWARE

## BEIGE



## RED



## GREY



## BLACK



30x60 (R10)

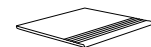


OT 3630 M. 41,00



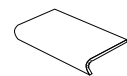
Battiscopa 7x30

OT BN 303 P. 4,00



Gradino 30x30

OT GN 303 P. 11,00



Elemento Elle 15x30x4

OT EN 303 P. 18,00



20x30 (R12)




OT 2330 M. 37,50

20x20 (R12)



OT 2030 M. 37,50

30x60 (R10)

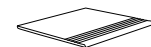


OT 3650 M. 41,00



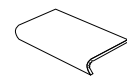
Battiscopa 7x30

OT BN 503 P. 4,00



Gradino 30x30

OT GN 503 P. 11,00



Elemento Elle 15x30x4

OT EN 503 P. 18,00



20x30 (R12)




OT 2350 M. 37,50

20x20 (R12)



OT 2050 M. 37,50

30x60 (R10)



OT 3622 M. 41,00



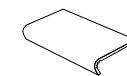
Battiscopa 7x30

OT BN 223 P. 4,00



Gradino 30x30

OT GN 223 P. 11,00



Elemento Elle 15x30x4

OT EN 223 P. 18,00



20x30 (R12)



OT 2322 M. 37,50

20x20 (R12)



OT 2022 M. 37,50



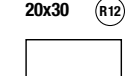
Battiscopa 7x30

OT BN 903 P. 4,00



Gradino 30x30

OT GN 903 P. 11,00



Elemento Elle 15x30x4

OT EN 903 P. 18,00



20x30 (R12)



OT 2390 M. 37,50

20x20 (R12)




OT 2090 M. 37,50



# OUTDOOR

GRES PORCELLANATO A TUTTA MASSA / FULL BODY PORCELAIN STONEWARE



77x133  
**OT MO 503**  
 PAVONE OUTDOOR RED  
 P. 132,00



OUT DOOR BLACK 20X20 \_ 20X30










OUT DOOR RED 20X20 \_ 20X30



OUT DOOR BEIGE 20X20\_20X30\_ELEMENTO ELLE 30X60


I pezzi speciali, per effetto delle lavorazioni, possono presentare variazioni di tonalità. Due to working process, special trims may show variations in tonality.  
 L'unità minima di vendita per tutti gli articoli (fondi, decori e pezzi speciali) è la scatola completa. The minimum sales quantity for all items (plain tiles, decorations and special trims) is one full box.

formati / sizes	thickness 	pcs/box 	mq/box 	kg/box 	box/pallet 	mq/pallet 	kg/pallet 
30x60	9	6	1,08	20,50	40	43,20	840
20x30	9	20	1,20	22,00	64	76,80	1428
20x20	9	30	1,20	22,00	60	72,00	1340

# QUARZITE

GRES PORCELLANATO A MASSA COLORATA - CLASSIFICAZIONE SECONDO NORME EN 14411 (ISO 13006) ALLEGATO G GRUPPO BIa  
FULL BODY COLOURED PORCELAIN STONEWARE - CLASSIFICATION IN ACCORDANCE WITH EN 14411 (ISO 13006) ANNEX G GROUP BIa

## FINITURE / FINISHINGS




Naturale  
Natural

## FORMATI / SIZES



30x60  
12"x24"



45x45  
18"x18"




30x30  
12"x12"




15x30  
6"x12"



15x15  
6"x6"



BIANCO



BEIGE



GRIGIO



ANTRACITE



DIN 51097  
CLASSE A+B

ASTM C 1028

B.C.R.A.



BEIGE 45X45\_30X30\_15X30\_15X15



# QUARZITE

## BIANCO

GRES PORCELLANATO A MASSA COLORATA / FULL BODY COLOURED PORCELAIN STONEWARE

## BEIGE



R: Rettificato | Rectified


R: Rettificato | Rectified

30x60



**QZ 3610** M. 41,00  
**QZ 3610 R** M. 48,00

45x45




**QZ 4510** M. 41,00

30x30



**QZ 3010** M. 37,50

15x30



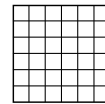
**QZ 1310** M. 44,00


15x15

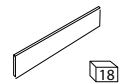


**QZ 1510** M. 46,50

30x30

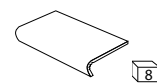


**QZ MO 10M**  
MOSAICO  
M. 104,00 



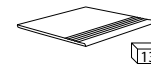


Battiscopa 7x30  
**QZ BN 103** P. 4,00






Elemento Elle 15x30x4  
**QZ EN 103** P. 18,00






Gradino 30x30  
**QZ GN 103** P. 11,00

30x60




**QZ 3630** M. 41,00  
**QZ 3630 R** M. 48,00

45x45




**QZ 4530** M. 41,00

30x30



**QZ 3030** M. 37,50

15x30




**QZ 1330** M. 44,00

15x15

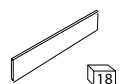


**QZ 1530** M. 46,50

30x30

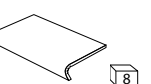


**QZ MO 30M**  
MOSAICO  
M. 104,00 



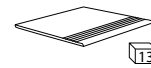


Battiscopa 7x30  
**QZ BN 303** P. 4,00





Elemento Elle 15x30x4  
**QZ EN 303** P. 18,00





Gradino 30x30  
**QZ GN 303** P. 11,00

# QUARZITE

## GRIGIO

GRES PORCELLANATO A MASSA COLORATA / FULL BODY COLOURED PORCELAIN STONEWARE

## ANTRACITE



R: Rettificato | Rectified


R: Rettificato | Rectified

30x60



**QZ 3622** M. 41,00  
**QZ 3622 R** M. 48,00

45x45



**QZ 4522** M. 41,00

30x30



**QZ 3022** M. 37,50

15x30



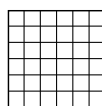
**QZ 1322** M. 44,00


15x15

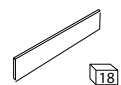


**QZ 1522** M. 46,50

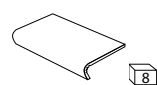
30x30



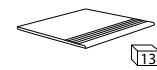
**QZ MO 22M**  
MOSAICO  
M. 104,00 



Battiscopa 7x30  
**QZ BN 223** P. 4,00




Elemento Elle 15x30x4  
**QZ EN 223** P. 18,00




Gradino 30x30  
**QZ GN 223** P. 11,00

30x60



**QZ 3691** M. 41,00  
**QZ 3691 R** M. 48,00

45x45



**QZ 4591** M. 41,00

30x30



**QZ 3091** M. 37,50

15x30



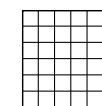
**QZ 1391** M. 44,00

15x15

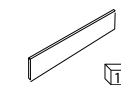


**QZ 1591** M. 46,50

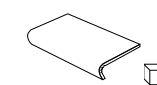
30x30



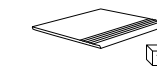
**QZ MO 91M**  
MOSAICO  
M. 104,00 



Battiscopa 7x30  
**QZ BN 913** P. 4,00



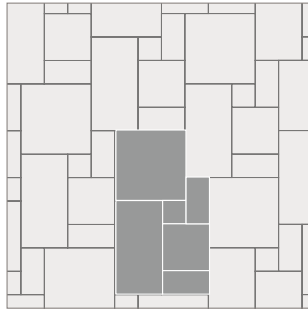
Elemento Elle 15x30x4  
**QZ EN 913** P. 18,00



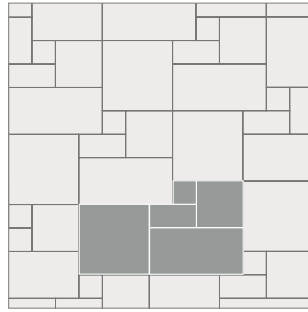
Gradino 30x30  
**QZ GN 913** P. 11,00



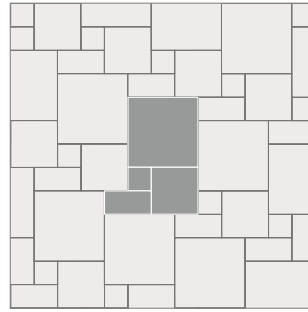
# QUARZITE



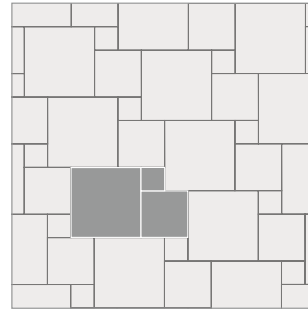
45x45 34,61%  
30x60 30,78%  
30x30 15,38%  
15x30 15,38%  
15x15 3,85%




45x45 37,50%  
30x60 33,30%  
30x30 16,60%  
15x30 8,40%  
15x15 4,20%




45x45 56,25%  
30x30 25,00%  
15x30 12,50%  
15x15 6,25%



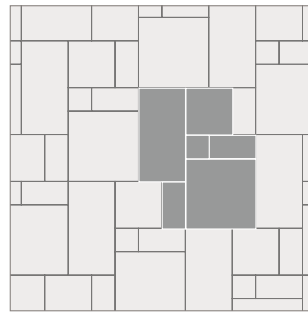
45x45 64,29%  
30x30 28,57%  
15x15 7,14%



30x30 45,00%  
15x30 45,00%  
15x15 10,00%



30x30 57,14%  
15x30 28,57%  
15x15 14,29%



45x45 34,62%  
30x60 30,76%  
30x30 15,39%  
15x30 15,39%  
15x15 3,84%

**CONSIGLI DI POSA** Durante la stesura dei formati grandi, evitare di far coincidere i vertici di una piastrella con la metà delle altre a fianco. FUGA CONSIGLIATA: 3 mm.  
**ADVICE FOR LAYING** When installing large sizes, avoid coinciding the tips of a tile with the middle of the ones alongside. SUGGESTED JOINTS: 3 mm.

I pezzi speciali, per effetto delle lavorazioni, possono presentare variazioni di tonalità. Due to working process, special trims may show variations in tonality.

L'unità minima di vendita per tutti gli articoli (fondi, decori e pezzi speciali) è la scatola completa. The minimum sales quantity for all items (plain tiles, decorations and special trims) is one full box.

formato nominale nominal sizes	formato reale rettificato real rectified size	thickness	pcs/box	mq/box	kg/box	box/pallet	mq/pallet	kg/pallet
30x60	29,7x59,6	9	6	1,08	20,50	40	43,20	840
30x30	-	9	13	1,17	25,80	40	46,80	1044
15x30	-	9	22	1,00	21,50	70	70,00	1517
15x15	-	9	44	1,00	21,50	70	70,00	1517
45x45	-	9	6	1,22	24,00	48	58,56	1172



QUARZITE BEIGE 15X30



QUARZITE ANTRACITE 30X60



# X20 20MM

GRES PORCELLANATO A MASSA COLORATA / FULL BODY COLOURED PORCELAIN STONEWARE

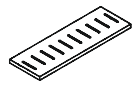


30X120  
**DB 3123 M** DUBLIN TAUPE RETT.   
M. 99,00

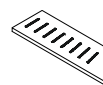
30X120  
**AN 3130 M** ASPEN HAVANA RETT.   
M. 99,00



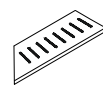
15X60X5  
**DB EL 23 M** ELEMENTO L  
DUBLIN TAUPE P. 89,00  
**AN EL 30 M** ELEMENTO L  
ASPEN HAVANA P. 89,00



15X60  
**DB GR 23 M** GRIGLIA  
DUBLIN TAUPE P. 169,00  
**AN GR 30 M** GRIGLIA  
ASPEN HAVANA P. 169,00



15X60  
**DB GS 23 M** ANG. GRIGLIA SX  
DUBLIN TAUPE P. 229,00  
**AN GS 30 M** ANG. GRIGLIA SX  
ASPEN HAVANA P. 229,00



15X60  
**DB GD 23 M** ANG. GRIGLIA DX  
DUBLIN TAUPE P. 229,00  
**AN GD 30 M** ANG. GRIGLIA DX  
ASPEN HAVANA P. 229,00

I pezzi speciali, per effetto delle lavorazioni, possono presentare variazioni di tonalità. Due to working process, special trims may show variations in tonality.  
L'unità minima di vendita per tutti gli articoli (fondi, decori e pezzi speciali) è la scatola completa. The minimum sales quantity for all items (plain tiles, decorations and special trims) is one full box.

formato nominale nominal sizes	formato reale rettificato real rectified size	thickness	pcs/box	mq/box	kg/box	box/pallet	mq/pallet	kg/pallet
30x120 / 12"x48" rett.	29,5x120	20	2	0,72	32,90	30	21,60	1030




DUBLIN TAUPE RETT. 30X120



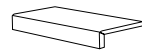
# X20 20MM

GRES PORCELLANATO A MASSA COLORATA / FULL BODY COLOURED PORCELAIN STONEWARE

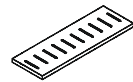


30X120  
**DK 3113 M** DAKOTA NATURALE RETT.   
M. 99,00

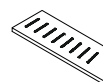
30X120  
**DK 3130 M** DAKOTA AVANA RETT.   
M. 99,00



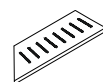
15X60X5  
**DK EL 13 M** ELEMENTO L  
DAKOTA NATURALE P. 89,00  
**DK EL 30 M** ELEMENTO L  
DAKOTA AVANA P. 89,00



15X60  
**DK GR 13 M** GRIGLIA  
DAKOTA NATURALE P. 169,00  
**DK GR 30 M** GRIGLIA  
DAKOTA AVANA P. 169,00



15X60  
**DK GS 13 M** ANG. GRIGLIA SX  
DAKOTA NATURALE P. 229,00  
**DK GS 30 M** ANG. GRIGLIA SX  
DAKOTA AVANA P. 229,00



15X60  
**DK GD 13 M** ANG. GRIGLIA DX  
DAKOTA NATURALE P. 229,00  
**DK GD 30 M** ANG. GRIGLIA DX  
DAKOTA AVANA P. 229,00



I pezzi speciali, per effetto delle lavorazioni, possono presentare variazioni di tonalità. Due to working process, special trims may show variations in tonality.  
L'unità minima di vendita per tutti gli articoli (fondi, decori e pezzi speciali) è la scatola completa. The minimum sales quantity for all items (plain tiles, decorations and special trims) is one full box.

formato nominale nominal sizes	formato reale rettificato real rectified size	thickness	pcs/box	mq/box	kg/box	box/pallet	mq/pallet	kg/pallet
30x120 / 12"x48" rett.	29,5x120	20	2	0,72	32,90	30	21,60	1030

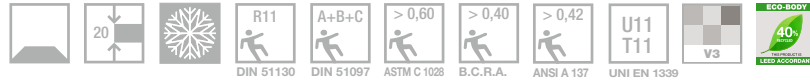


DAKOTA NATURALE 30X120 \_ GRIGLIA DAKOTA NATURALE 15X60 \_ ANGOLO GRIGLIA DAKOTA NATURALE 15X60



# X20 20MM

GRES PORCELLANATO A MASSA COLORATA / FULL BODY COLOURED PORCELAIN STONEWARE



40x80  
**FW 4830 M** FORWARD EARTH 20mm. NAT.   
M. 93,00



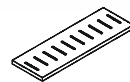
40x80  
**FW 4822 M** FORWARD GREY 20mm. NAT.   
M. 93,00



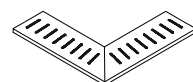
FORWARD GREY 40X80 20 MM  
FORWARD GREY BRICK 30X60



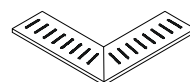
20X40X5  
**FW EL 30 M** ELEMENTO L  
FORWARD EARTH P. 63,00  
**FW EL 22 M** ELEMENTO L  
FORWARD GREY P. 63,00



20X80  
**FW GR 30 M** GRIGLIA  
FORWARD EARTH P. 219,00  
**FW GR 22 M** GRIGLIA  
FORWARD GREY P. 219,00



20X80  
**FW GS 30 M** ANG. GRIGLIA SX  
FORWARD EARTH P. 299,00  
**FW GS 22 M** ANG. GRIGLIA SX  
FORWARD GREY P. 299,00



20X80  
**FW GD 30 D** ANG. GRIGLIA DX  
FORWARD EARTH P. 299,00  
**FW GD 22 M** ANG. GRIGLIA DX  
FORWARD GREY P. 299,00

I pezzi speciali, per effetto delle lavorazioni, possono presentare variazioni di tonalità. Due to working process, special trims may show variations in tonality.  
L'unità minima di vendita per tutti gli articoli (fondi, decori e pezzi speciali) è la scatola completa. The minimum sales quantity for all items (plain tiles, decorations and special trims) is one full box.


formato nominale nominal sizes	formato reale rettificato real rectified size	thickness	pcs/box	mq/box	kg/box	box/pallet	mq/pallet	kg/pallet
40x80 20mm	-	20	2	0,64	28,26	24	15,36	698

## LASTRE IN GRES PORCELLANATO 20 MM

Le lastre in gres porcellanato FLAVIKER da 20 mm di spessore, garantiscono un'elevata resistenza allo scivolamento, inalterabilità ed un'ottima durata nel tempo in qualunque condizione climatica. Il posizionamento di queste lastre è realizzabile in maniera tradizionale, a secco su ghiaia, erba e sabbia, oppure con posa sopraelevata.

## 20 MM PORCELAIN STONEWARE SLABS

The 20 mm thick porcelain stoneware slabs by FLAVIKER guarantee high slip-resistance, long life and they do not alter in appearance, whatever the weather. These slabs can be dry laid in a traditional manner on gravel, grass and sand or used for raised solutions.



## SISTEMI DI POSA / LAYING SYSTEM



### POSA TRADIZIONALE

La posa tradizionale è ideale per la realizzazione di pavimentazioni carrabili.

### TRADITIONAL INSTALLATION

traditional installation is ideal for floorings that will be driven over by vehicles.



### POSA A SECCO SU ERBA

La posa diretta su erba permette di creare percorsi e camminamenti integrandosi perfettamente nell'ambiente.

### DRY INSTALLATION ON GRASS

Installing directly on top of grass enables the creation of paths and walkways that blend in perfectly with the surroundings.



### POSA A SECCO SU GHIAIA

La posa su ghiaia permette il perfetto drenaggio delle acque piovane.

### DRY INSTALLATION ON GRAVEL

Installing on gravel enables perfect drainage of rainwater.



### POSA A SECCO SU SABBIA

La posa su sabbia permette di creare percorsi e camminamenti per spiagge e stabilimenti balneari.

### DRY INSTALLATION ON SAND

Installing on top of sand is ideal for creating paths and walkways on beaches and beach bars.



### POSA SOPRAELEVATA DA ESTERNO

Il sistema di pavimentazione sopraelevata prevede l'utilizzo di supporti portanti di tipo autolivellante, regolabili oppure fissi che si adattano con semplicità e sicurezza ad ogni tipo di pavimento sottostante. Il sistema permette la realizzazione di piani di posa con altezze variabili, da terra, comprese fra 25 e 270 mm.

L'indipendenza della pavimentazione dai supporti garantisce l'assorbimento di eventuali movimenti strutturali. Il sistema sopraelevato non necessita di massetto in cemento e consente una diminuzione del peso sulla struttura portante. Le fughe aperte tra una piastrella ed un'altra consentono un facile deflusso dell'acqua piovana evitando tutti i rischi di accumulo o di ristagno. La presenza dell'intercapedine fra il piano di calpestio e il piano di appoggio favorisce l'aerazione e l'isolamento termico. Questa soluzione permette inoltre il passaggio di impianti e tubazioni nell'intercapedine, e la facile ispezione degli stessi una volta installata la pavimentazione.

## OUTDOOR RAISED LAYING SYSTEM

The raised floor system foresees the use of self-levelling, adjustable or fixed load bearing supports that easily adapt to the floor below in total safety. The system is suitable to create laying designs with variable heights from the ground, which range between 25 and 270 mm. The independence of the flooring from the supports guarantees the absorption of any structural movements. The raised system does not require a cement screed and reduces the load on the bearing structure.

The open joints between the tiles allow rainwater to easily drain off, avoiding any risk of water accumulation or stagnation. The gap between the tread surface and the support surface favours ventilation and heat insulation.

This solution allows for the installation of systems and piping in the gap, which can be easily inspected even once the floor has been installed.



## SRA SUPPORTO AUTOLIVELLANTE REGOLABILE CON TESTA IN BIMATERIALE (pp+gomma)

### Vantaggi

- » Testa autolivellante che compensa automaticamente pendenze fino al 5%;
- » Regolabile da 37,5 a 215mm con pavimento finito grazie all'esclusiva chiave di regolazione;
- » Base di appoggio liscia di 320 cm<sup>2</sup>;
- » Testa con parte superiore in gomma antirumore ed antiscivolo;

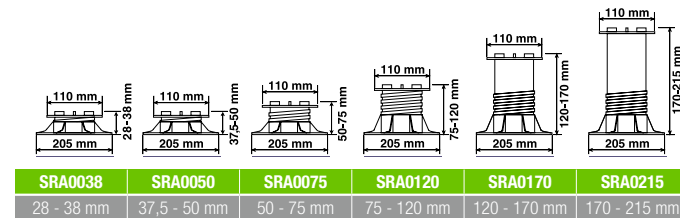


## ADJUSTABLE PAVING SUPPORT WITH SELF-LEVELLING BI-MATERIAL HEAD

### Advantages

- » Self-levelling head that automatically justify slopes to 5%;
- » Adjustable height from 37,5 to 215mm once pavement is finished thanks to exclusive regulation key
- » 320 cm<sup>2</sup> smooth base support
- » Head with upper part of soft non-slip and anti-noise rubber

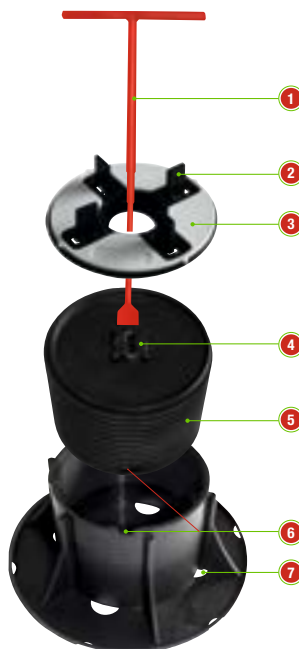
Codice Code	Misura Size	Prezzo Price	imb.	u.m.	peso / weight Kg.
SRA0038	28-38 mm	8,70	1	pz	0,270
SRA0050	37,5-50 mm	9,30	1	pz	0,340
SRA0075	50-75 mm	9,80	1	pz	0,380
SRA0120	75-120 mm	10,80	1	pz	0,490
SRA0170	120-170 mm	11,60	1	pz	0,560
SRA0215	170-215 mm	11,90	1	pz	0,648
CHIAVE1	Chiave di Regolazione - Adjustment key	76,00	1	pz	0,120



## SRF SUPPORTO REGOLABILE CON TESTA IN BIMATERIALE (pp+gomma)

### Vantaggi

- » Regolazione millimetrica da 25 a 270 mm;
- » Regolazione dell'altezza, a pavimento finito, grazie all'esclusiva chiave di regolazione;
- » Testa con parte superiore in gomma antirumore ed antiscivolo;
- » Base di appoggio liscia di 320 cm<sup>2</sup>;

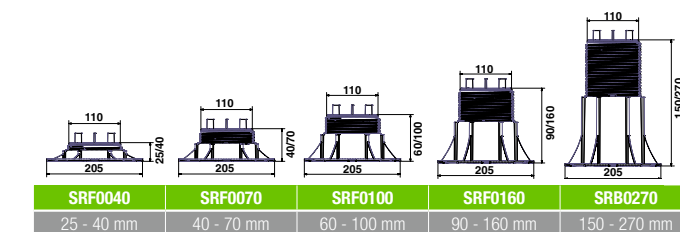


## ADJUSTABLE PAVING SUPPORT WITH BI-MATERIAL HEAD

### Advantages

- » Precision adjustment from 25 to 270 mm
- » Possibility of adjusting the height once the floor has been finished, thanks to the exclusive adjustment wrench
- » End with upper part in noise-reducing anti-slip rubber
- » Smooth support base of 320 cm<sup>2</sup>

Codice Code	Misura Size	Prezzo Price	imb.	u.m.	peso / weight Kg.
SRF0040	25-40 mm	4,70	1	pz	0,243
SRF0070	40-70 mm	5,20	1	pz	0,308
SRF0100	60-100 mm	6,00	1	pz	0,379
SRF0160	90-160 mm	7,40	1	pz	0,402
SRF0270	150-270 mm	10,30	1	pz	0,666
CHIAVE1	Chiave di Regolazione - Adjustment key	76,00	1	pz	0,120



## SRB BASIC SUPPORTO REGOLABILE

### Vantaggi

- » Regolazione millimetrica da 27 a 120 mm
- » Regolazione dell'altezza agendo direttamente sulla base
- » Base di appoggio liscia di 320 cm<sup>2</sup>

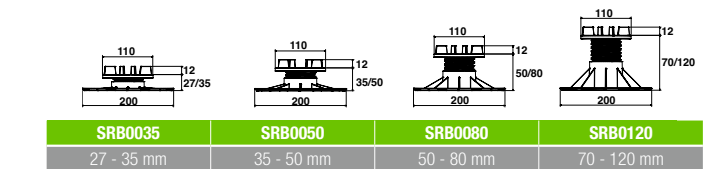


## ADJUSTABLE PAVING SUPPORT

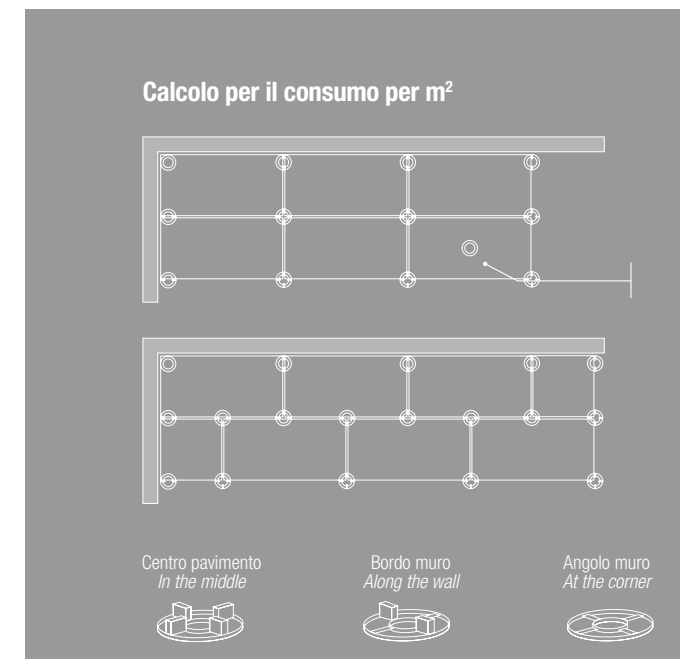
### Advantages

- » Precision adjustment from 27 to 120 mm
- » Possibility of adjusting the height by acting directly upon the base
- » Smooth support base of 320 cm<sup>2</sup>

Codice Code	Misura Size	Prezzo Price	imb.	u.m.	peso / weight Kg.
SRB0035	27-35 mm	4,20	1	pz	0,200
SRB0050	35-50 mm	4,40	1	pz	0,210
SRB0080	50-80 mm	4,80	1	pz	0,228
SRB0120	70-120 mm	5,20	1	pz	0,280



## CONSUMO E DETTAGLI SULLA POSA



## USAGE DATA AND INSTALLATION DETAILS

**POSA LINEARE**  
PIASTRA 40 cm x 80 cm  
mt 0,4 x mt 0,8 = 0,32  
1 (m<sup>2</sup>) / 0,32 = 3,12 pz/m<sup>2</sup>

**LINEAR LAYING**  
TILES 40 cm x 80 cm  
mt 0,4 x mt 0,8 = 0,32  
1 (m<sup>2</sup>) / 0,32 = 3,12 pz/m<sup>2</sup>

Si consiglia l'uso di un supporto extra da posizionare al centro della piastra stessa.  
It is recommended that an extra paving support should be placed in the centre of the tile.

**POSA ALTERNATA**  
PIASTRA 40 cm x 80 cm  
mt 0,4 x mt 0,8 = 0,32  
1 (m<sup>2</sup>) / 0,32 x 2 = 6,24 pz/m<sup>2</sup>

**ALTERNATE LAYING**  
TILES 40 cm x 80 cm  
mt 0,4 x mt 0,8 = 0,32  
1 (m<sup>2</sup>) / 0,32 x 2 = 6,24 pz/m<sup>2</sup>

N.B. Il calcolo non tiene in considerazione dello sfido generato dal perimetro.  
N.B.: The calculation does not take into consideration the waste generated by the perimeter.

# BICOTTURA IN PASTA BIANCA

White body double-fired wall tile

## INDICE PER FORMATO

Index by format

### 25x75

OVER 178

### 20x60

MARMI PREZIOSI 188

WOOD WALL 194

## INDICE PROGRESSIVO

Progressive index

OVER 178

MARMI PREZIOSI 188


WOOD WALL 194




# OVER

BICOTTURA IN PASTA BIANCA - CLASSIFICAZIONE SECONDO NORME EN 14411 (ISO 13006) GRUPPO BIII GL  
WHITE BODY DOUBLE-FIRED WALL TILE - CLASSIFICATION IN ACCORDANCE WITH EN 14411 (ISO 13006) GROUP BIII GL

## FORMATI / SIZES



25x75  
10"x30"



25X75 ICE  
25X75 LIME  
25X75 LEAD  
2,5X75 MATITA LIME  
25X75 DECORO SNOW TIME MIX 3  
60X60 METALLO ARGENTO



25X75 BISQUE  
25X75 PLUM  
25X75 SCARLET  
2,5X75 MATITA SCARLET  
25X75 DECORO BLOOM BISQUE MIX 2  
60X60 URBAN CONCRETE GREIGE



25X75 SILVER \_ 25X75 SCARLET \_ 2,5X75 MATITA PLUM \_ 25X25 DECORO STRIPES SCARLET-PLUM \_ 60X60 URBAN CONCRETE WHITE



25X75 SILVER \_ 25X75 SNOW \_ 25X75 ICE \_ 2,5X75 MATITA SCARLET \_ 25X25 MOSAICO QUADRI 3 \_ 60X60 GRAFITE GRIGIO





25X75 SILVER  
25X75 ROYAL  
25X75 LEAD  
2,5X75 MATITTA ROYAL  
25X75 DECORO BLOOM SILVER MIX 2  
60X60 GRAFITTE NERO



25X75 SNOW \_ 25X75 SILVER \_ 25X75 ROYAL \_ 2,5X75 MATITTA ROYAL \_ 25X25 MOSAICO LINEE 1 \_ 60X60 GRAFITTE GRIGIO



SNOW 25X75\_SILVER 25X75\_LEAD 25X75\_MATITTA LEAD 2,5X75\_MOSAICO LINEE 2 25X25\_MOSAICO QUADR. 2 25X25\_CITYLINE DARK GREY LAPP. 60X60



25x75  
**OV 7210** SNOW M. 49,50



25x75  
**OV 7230** BISQUE M. 49,50



25x75  
**OV 7258** PLUM M. 49,50



25x75  
**OV 7255** SCARLET M. 49,50



25x75  
**OV 7212** ICE M. 49,50



25x75  
**OV 7222** SILVER M. 49,50



25x75  
**OV 7291** LEAD M. 49,50



25x75  
**OV 7260** LIME M. 49,50



25x75  
**OV 7280** ROYAL M. 49,50


PAVIMENTI ABBINATI IN GRES PORCELLANATO MATCHING GLAZED PORCELAIN FLOOR TILE

CITYLINE (pag. 10)



WHITE SILVER DARK GREY BONE

URBAN CONCRETE (pag. 24)



WHITE SMOKE NIGHT FOG GREIGE

URBAN WOOD (pag. 96)



BIANCO NATURALE AVANA

GRAFITE (pag. 62)




BIANCO GRIGIO NERO BEIGE

PAVIMENTO COORDINATO IN GRES PORCELLANATO COORDINATING PORCELAIN FLOOR TILE



33,3x33,3  
**OV 3380** ROYAL M. 46,00



33,3x33,3  
**OV 3358** PLUM M. 46,00




33,3x33,3  
**OV 3391** LEAD M. 46,00

L'unità minima di vendita per tutti gli articoli (fondi, decori e pezzi speciali) è la scatola completa. The minimum sales quantity for all items (plain tiles, decorations and special trims) is one full box.

formati / sizes	thickness	pcs/box	mq/box	kg/box	box/pallet	mq/pallet	kg/pallet
25x75	9	6	1,13	18,40	36	40,68	680
33,3x33,3	9	11	1,22	24,00	44	53,68	1076







25x75  
**OV DI 222** DECORO BLOOM SILVER (mix 2 soggetti)  
P. 60,00




25x75  
**OV DI 302** DECORO BLOOM BISQUE (mix 2 soggetti)  
P. 60,00



25x75  
**OV DI 221** DECORO SILVER TIME (mix 3 soggetti)  
P. 60,00



25x75  
**OV DI 101** DECORO SNOW TIME (mix 3 soggetti)  
P. 60,00



25x75  
**OV DI 802** DECORO STRIPES ROYAL-LEAD  
P. 60,00



2,5x75  
**OV DP 80** MATITA ROYAL  
P. 6,50



2,5x75  
**OV DP 60** MATITA LIME  
P. 6,50



2,5x75  
**OV DP 91** MATITA LEAD  
P. 6,50




25x75  
**OV DI 552** DECORO STRIPES SCARLET-PLUM  
P. 60,00




2,5x75  
**OV DP 58** MATITA PLUM  
P. 6,50



2,5x75  
**OV DP 55** MATITA SCARLET  
P. 6,50




25x25  
**OV MO LI1**  
MOSAICO LINEE 1  
(SNOW-ICE-ROYAL-LIME)  
P. 18,00



25x25  
**OV MO LI2**  
MOSAICO LINEE 2  
(SILVER-SNOW-ICE-LEAD)  
P. 18,00




25x25  
**OV MO LI3**  
MOSAICO LINEE 3  
(SNOW-ICE-SILVER-SCARLET)  
P. 18,00




25x25  
**OV MO LI4**  
MOSAICO LINEE 4  
(BISQUE-PLUM-SCARLET)  
P. 18,00




25x25  
**OV MO QU1**  
MOSAICO QUADRI 1  
(SNOW-ICE-ROYAL-LIME)  
P. 21,00



25x25  
**OV MO QU2**  
MOSAICO QUADRI 2  
(SILVER-SNOW-ICE-LEAD)  
P. 21,00



25x25  
**OV MO QU3**  
MOSAICO QUADRI 3  
(SNOW-ICE-SILVER-SCARLET)  
P. 21,00



25x25  
**OV MO QU4**  
MOSAICO QUADRI 4  
(BISQUE-PLUM-SCARLET)  
P. 21,00

# MARMI PREZIOSI

BICOTTURA IN PASTA BIANCA - CLASSIFICAZIONE SECONDO NORME EN 14411 (ISO 13006) GRUPPO BIII GL  
WHITE BODY DOUBLE-FIRED WALL TILE - CLASSIFICATION IN ACCORDANCE WITH EN 14411 (ISO 13006) GROUP BIII GL


## FORMATI / SIZES




20x60  
8"x24"



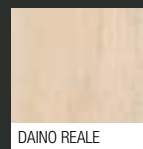
STATUARIO EXTRA



TRAVERTINO SILVER



MARFIL SELECT



DAINO REALE



DAINO REALE RETT. MATT 20X60\_DAINO REALE RETT. MATT TRECCIA 20X60\_LISTELLO TRECCIA DAINO REALE 3,5X60\_DAINO REALE 33,3X33,3



# MARMI PREZIOSI

BICOTTURA IN PASTA BIANCA / WHITE BODY DOUBLE-FIRED WALL TILE



20x60  
**MA 2611** STATUARIO EXTRA MATT M. 48,00



20x60  
**MA 2622** TRAVERTINO SILVER MATT M. 48,00



20x60  
**MA 2630** DAINO REALE MATT M. 48,00



20x60  
**MA 2613** MARFIL SELECT MATT M. 48,00



20x60  
**MA 2711** STATUARIO EXTRA MATT TRECCIA M. 57,50



20x60  
**MA 2722** TRAVERTINO SILVER MATT TRECCIA M. 57,50



20x60  
**MA 2730** DAINO REALE MATT TRECCIA M. 57,50



20x60  
**MA 2713** MARFIL SELECT MATT TRECCIA M. 57,50



3,5x60   
**MA DF 114**  
LISTELLO TRECCIA STATUARIO EXTRA P. 25,00



3,5x60   
**MA DF 224**  
LISTELLO TRECCIA TRAVERTINO SILVER P. 25,00




3,5x60   
**MA DF 304**  
LISTELLO TRECCIA DAINO REALE P. 25,00



3,5x60   
**MA DF 134**  
LISTELLO TRECCIA MARFIL SELECT P. 25,00




20x60   
**MA DI 115**  
FASCIA RETTANGOLI B P. 53,00




5x60   
**MA DF 115**  
LISTELLO RETTANGOLI B P. 28,50



20x60   
**MA DI 135**  
FASCIA RETTANGOLI A P. 53,00




5x60   
**MA DF 441**  
FREGIO DIAMANTE ORO P. 37,00



5x60   
**MA DF 135**  
LISTELLO RETTANGOLI A P. 28,50


PAVIMENTO COORDINATO IN GRES PORCELLANATO / COORDINATING PORCELAIN FLOOR TILE



33,3x33,3  
**MA 3311** STATUARIO EXTRA  
M. 45,00



33,3x33,3  
**MA 3322** TRAVERTINO SILVER  
M. 45,00



33,3x33,3  
**MA 3330** DAINO REALE  
M. 45,00



33,3x33,3  
**MA 3313** MARFIL SELECT  
M. 45,00



MARFL SELECT MATT 20X60  
FASCIA RETTANGOLI A 20X60  
LISTELLO RETTANGOLI 5X60



STATUARIO EXTRA MATT\_TRAVERTINO SILVER MATT 20X60\_FASCIA RETTANGOLI 20X60\_LISTELLO RETTANGOLI 5X60\_TRAVERTINO SILVER 33,3X33,3

I pezzi speciali, per effetto delle lavorazioni, possono presentare variazioni di tonalità. Due to working process, special trims may show variations in tonality.  
L'unità minima di vendita per tutti gli articoli (fondi, decori e pezzi speciali) è la scatola completa. The minimum sales quantity for all items (plain tiles, decorations and special trims) is one full box.

formati / sizes	thickness	pcs/box	mq/box	kg/box	box/pallet	mq/pallet	kg/pallet
20x60	9	13	1,56	22,00	44	68,64	980
33,3x33,3	9	11	1,22	24,00	44	53,68	1076











# WOOD WALL

BICOTTURA IN PASTA BIANCA - CLASSIFICAZIONE SECONDO NORME EN 14411 (ISO 13006) GRUPPO BIII GL  
 WHITE BODY DOUBLE-FIRED WALL TILE - CLASSIFICATION IN ACCORDANCE WITH EN 14411 (ISO 13006) GROUP BIII GL

## FORMATI / SIZES



20x60  
8"x24"

				<b>WOOD</b>
IVORY	BEIGE	WHITE	GREY	
				<b>WALL</b>
IVORY	BEIGE	WHITE	GREY	



WOOD IVORY 20X60  
 WOOD BEIGE 20X60  
 WOOD IVORY MOSAICO RETTANGOLI 20X60  
 LIST. WOOD IVORY/BEIGE MOSAICO RETTANGOLI 2X60  
 PAV. URBAN WOOD AVANA 20X80 - 13,5X80

# WOOD WALL

BICOTTURA IN PASTA BIANCA / WHITE BODY DOUBLE-FIRED WALL TILE



WOOD WHITE 20X60  
WALL WHITE 20X60  
WOOD WHITE GAME 20X60  
WALL WHITE LETTERS 20X60  
PAV. URBAN WOOD BIANCO 20X80



WOOD GREY  
WALL WHITE 20X60  
WALL WHITE FLOWERS 20X60  
FASCIA OAK/GREY 2X30  
PAV. URBAN WOOD BIANCO 20X80 -13,5X80



# WOOD WALL

## WOOD



20x60  
**WW 2713** WOOD IVORY

M. 45,00



20x60  
**WW 2710** WOOD WHITE

M. 45,00



20x60  
**WW 2730** WOOD BEIGE

M. 45,00



20x60  
**WW 2722** WOOD GREY

M. 45,00

## WALL



20x60  
**WW 2613** WALL IVORY

M. 45,00



20x60  
**WW 2610** WALL WHITE

M. 45,00



20x60  
**WW 2630** WALL BEIGE

M. 45,00



20x60  
**WW 2622** WALL GREY

M. 45,00

## BICOTTURA IN PASTA BIANCA / WHITE BODY DOUBLE-FIRED WALL TILE



20x60  
**WW MO 13**  
WOOD IVORY MOSAICO RETTANGOLI  
M. 50,00



2x60  
**WW MF 13**  
LISTELLO WOOD IVORY/BEIGE  
MOSAICO RETTANGOLI  
P. 6,50



20x60  
**WW DI 131**  
WOOD IVORY GAME  
M. 50,00



6,5x60  
**WW DF 131**  
LISTELLO WOOD IVORY GAME  
P. 11,00



20x60  
**WW DI 133**  
WOOD IVORY HEXAGON  
P. 35,50



20x60  
**WW MO 10**  
WOOD WHITE MOSAICO RETTANGOLI  
M. 50,00



2x60  
**WW MF 10**  
LISTELLO WOOD WHITE/GREY  
MOSAICO RETTANGOLI  
P. 6,50



20x60  
**WW DI 101**  
WOOD WHITE GAME  
M. 50,00



6,5x60  
**WW DF 101**  
LISTELLO WOOD WHITE GAME  
P. 11,00



20x60  
**WW DI 103**  
WOOD WHITE HEXAGON  
P. 35,50



PAVIMENTO COORDINATO  
IN GRES PORCELLANATO  
COORDINATING PORCELAIN  
FLOOR TILE

URBAN WOOD (pag. 42)



BIANCO



GRIGIO



NATURALE



AVANA



ANTICO

# WOOD WALL

BICOTTURA IN PASTA BIANCA / WHITE BODY DOUBLE-FIRED WALL TILE



20x60  
**WW DI 132**  
WALL IVORY LETTERS  
P. 35,50



20x60  
**WW DI 102**  
WALL WHITE LETTERS  
P. 35,50



20x60  
**WW DI 134**  
WALL IVORY FLOWERS (mix 2 soggetti)  
P. 35,50



20x60  
**WW DI 104**  
WALL WHITE FLOWERS (mix 2 soggetti)  
P. 35,50



2x30  
**WW DP 30**  
FASCIA WALNUT/BEIGE  
P. 11,00



2x30  
**WW DP 22**  
FASCIA OAK/GREY  
P. 11,00



WALL IVORY LETTERS 20X60\_ WOOD IVORY GAME 20X60

I pezzi speciali, per effetto delle lavorazioni, possono presentare variazioni di tonalità. Due to working process, special trims may show variations in tonality.  
L'unità minima di vendita per tutti gli articoli (fondi, decori e pezzi speciali) è la scatola completa. The minimum sales quantity for all items (plain tiles, decorations and special trims) is one full box.

formati / sizes	thickness	pcs/box	mq/box	kg/box	box/pallet	mq/pallet	kg/pallet
20x60	9	13	1,56	22,00	44	68,64	980



# INFORMAZIONI TECNICHE

Technical information

**WALL&PORCELAIN** 204

**AUTOLEVELING** 206

**INSTATILE** 207

**ACCESSORI POSA A SECCO INSTA-TILE** 208

ACCESSORY FOR DRY FIXING INSTA-TILE

**POSA, MANUTENZIONE E PULIZIA** 209

INSTALLATION, MAINTENANCE AND CLEANING

**CARATTERISTICHE TECNICHE** 213

TECHNICAL FEATURES

**GUIDA ALLA CONSULTAZIONE** 218

CONSULTATION GUIDE

**CONDIZIONI GENERALI DI VENDITA** 219

GENERAL SALES TERMS AND CONDITIONS

# WALL&PORCELAIN™

Wall&Porcelain è una nuova tecnologia ceramica concepita per il rivestimento di interni, che unisce i pregi del grès porcellanato ad alcune delle qualità tipiche della monoporosa tradizionale.

Wall&Porcelain is a new ceramic tile technology for indoor surfaces, which combines the values of porcelain stoneware with some of the typical advantages of traditional porous single fired material.




## GRANDE FORMATO, BASSO SPESSORE

La tecnologia Wall&Porcelain, a differenza della monoporosa tradizionale, permette di produrre lastre ceramiche rettificata monocoloro di grandi dimensioni e dallo spessore ridotto.

### BIG SIZE, THIN THICKNESS

The technology Wall&Porcelain, unlike traditional mono-porous, allow to produce ceramic slabs rectified mono-color in big sizes and reduced thickness.



## ELASTICITÀ

Wall&Porcelain garantisce una maggiore aderenza alle superfici mantenendo una perfetta planarità.

### ELASTICITY

Wall&Porcelain ensures greater adherence to surfaces while maintaining a perfect flatness.



## RESISTENZA

Le superfici risultano resistenti, come quelle del grès.

### RESISTANCE

The surfaces are resistant, like porcelain stoneware ones.



## LEGGEREZZA

Il peso ridotto, rispetto al grès tradizionale, rende il prodotto più maneggevole.

### LIGHTWEIGHT

The light weight compared to traditional porcelain stoneware makes this product easy to handle.



## PRATICITÀ

Wall&Porcelain è un materiale incredibilmente facile da tagliare e da lavorare.

### PRACTICALITY

Wall&Porcelain is a material incredibly easy to cut and process.



## AFFIDABILITÀ

È immune dal problema delle micro fessurazioni superficiali che possono presentarsi nel post posa (cavillo tardivo).

### RELIABILITY

It is immune to the problem of superficial micro-cracks that may occur after the installation (after-laying crazing).



## COMFORT

Offre un isolamento termico ed acustico superiore rispetto a quello del grès.

### COMFORT

It offers greater thermal and acoustic insulation compared to porcelain stoneware.



## INTELLIGENTE

È realizzato con lo speciale impasto ECO-BODY, contenente il 40% di materie prime recuperate da altre lavorazioni industriali.

### INTELLIGENCE

It is produced with the special ECO-BODY mix hat contains 40% of raw material recovered from other industrial processes.



## ECO-SOSTENIBILE

È rettificato a secco, con un minor consumo di energia e un totale recupero degli scarti di lavorazione.

### ECO-SUSTAINABILITY

A dry straight edge cutting system is used with reduced energy consumption and total recovery of processing waste.

Per maggiori informazioni, e' possibile effettuare il download del filmato ufficiale wall&porcelain su [www.flaviker.it](http://www.flaviker.it)  
For further information, download the official presentationvideo on the website [www.flaviker.it](http://www.flaviker.it)

INDICATORE DI FLESSIBILITA' FLEXIBILITY INDEX	DEFLESSIONE MASSIMA SOTTO CARICO DI 200 N RELATIVAMENTE AL LATO 1200 mm MAXIMUM DEFLECTION UNDER LOAD OF 200 N, RELATED TO 1200 mm LENGTH	> 20 mm
--	--	---------




# AUTO-LEVELING™

 **Facile installazione - Easy laying**

All'interno delle proprie collezioni più prestigiose FLAVIKER dà spazio ai grandi formati rettificati 40x170, corredati dai sottomultipli 20x170 e 20x120. La produzione di questi formati avviene utilizzando materie prime ad elevata plasticità, che permettono di ottenere lastre particolarmente flessibili. Questa flessibilità consente di ottenere una convessità tale da facilitarne la posa, ed una maggiore adattabilità alle condizioni del sottofondo. Una volta posate queste piastrelle si auto-livellano, l'installazione risulta più semplice e, indipendentemente dallo schema di posa, la superficie risulterà sempre perfettamente planare.

In its most prestigious collections, FLAVIKER also includes large 40x170 porcelain tileslabs, completed with matching 20x170 and 20x120 subformats tiles. These larger sizes are produced using raw materials characterized by high plasticity, which enables the slabs to be particularly flexible. This flexibility translates into a minimum level of convexity which facilitates installation, enabling greater adaptability to substrate conditions. When laid, these tiles self-level, the installation is easier and, regardless the laying pattern, the surface will be always perfectly leveled.



Lastre prodotte con materie prime ad elevata plasticità, resistenti ma flessibili.

Ceramic slabs manufactured with highly plastic raw materials, strong and flexible at the same time.



Appoggiate su qualsiasi superficie, anche non perfettamente planare, le lastre si auto-livellano.

Laid on the screed they self-level, even if the surface is not perfectly flat.



Il prodotto auto-leveling agevola la posa tradizionale, si monta senza distanziali livellanti, seguendo qualsiasi schema di posa.

Auto-leveling tiles help the traditional fixing, every installation pattern can be achieved, without leveling spacers.

## INSTA-TILE

 **DRY FIXING**

Le lastre Auto-Leveling nel formato 20x170 possono essere montate seguendo il sistema Insta-Tile, un nuovo metodo di posa a secco che consiste nel fissaggio del materiale direttamente sul pavimento preesistente, senza alcuna opera di demolizione. Dopo aver steso un tappetino in sughero o polietilene dello spessore di circa 2 mm, si consiglia di posizionare una serie di distanziali di 5 mm lungo tutte le pareti interessate per poi proseguire con la posa delle piastrelle, a giunto unito, praticando tutti i tagli necessari fino a coprire completamente il vecchio pavimento. Per contenere le dilatazioni si consiglia di applicare qualche goccia di silicone lungo il perimetro, per poi rimuovere i distanziali e procedere con l'inserimento del profilo o del battiscopa. Il nuovo pavimento, la cui superficie risulterà perfettamente planare anche senza l'utilizzo di colle e sigillanti e potrà facilmente essere rimosso e recuperato in qualsiasi momento.

Our 20x170 auto-leveling slabs can be laid using the Insta-Tile system, which is a new dry-fixing method that consists in laying the tiles directly on top of the existing floor, without any scrapping or removal work. After laying an approximately 2 mm thick cork or polyethylene underlayer, we recommend you fit a series of 5 mm spacers along all the perimeter before laying the tiles. The tiles should be laid with a closed joint and cut where necessary to completely cover the old floor. To limit expansion, it is recommended to apply a few drops of silicon around the outer edge, then remove the spacers and fit the edge trim or the skirting. The new floor, whose surface should be perfectly flat even without the use of glues or sealants, can be removed and re-used at any time.

## OPERAZIONI DI POSA INSTA-TILE

### INSTA-TILE LAYING PROCESS



1 Eliminare il battiscopa  
Remove skirting



2 Stendere il tappetino  
Lay the underlayer



3 Posizionare i distanziali lungo il perimetro  
Fit the spacers around the outer edge



4 Posare il pavimento senza fuga  
Lay the floor tiles with close joints



5 La superficie risulterà perfettamente planare  
The finished floor will be perfectly flat

Il pavimento Insta-Tile, nel periodo immediatamente successivo all'installazione, può manifestare un leggero effetto di scricchiolio dovuto al contatto delle piastrelle accostate senza fuga che con il passaggio prolungato si attenuerà progressivamente fino a scomparire. Per evitare fin da subito questo fenomeno si può interporre un normale foglio di carta tra una piastrella e l'altra in fase di posa, creando una micro fuga di circa 0,2 mm che previene ogni rumore da sfregamento.

The Insta-Tile floor, in the period right after the installation, can produce a slight crunch noise due to the contact of the tiles laid without joint. This noise will gradually diminish until it will disappear after a while with the traffic on the floor. To avoid this noise since the beginning a normal paper sheet can be interposed between the tiles in the laying stage, creating a micro joint of about 0.2 mm which prevents any noise from rubbing.



Installazione prevista esclusivamente con prodotti AUTO-LEVELING nel formato 20x170.

You should use Auto-ONLY products in the 20x170 size.



Installazione adatta unicamente ad ambienti INDOOR.

This system can be used for indoors installation only.



Si sconsiglia l'utilizzo di INSTA-TILE negli ambienti maggiormente umidi o sporchevoli, come bagno e cucina.

INSTA-TILE is not recommended in wet or easily dirtied areas, such as bathrooms and kitchens.



Il metodo INSTA-TILE permette di stendere le lastre senza alcuna fuga.

Auto-Leveling tiles can be installed with close joints.



L'applicazione può avvenire in diverse situazioni:

- su massetto in cemento
- su massetto in cemento con impianto di riscaldamento
- su pavimento preesistente in ceramica, legno o linoleum
- su pavimento preesistente con impianto di riscaldamento

In tutti questi casi dev'essere utilizzato un materassino in sughero o in polietilene su cui stendere le lastre. E' possibile direttamente su moquette di basso spessore senza l'ausilio del materassino.

It can be laid in different solutions:

- on top of cement screeds,
  - on top of cement screeds with heating systems
  - on top of existing ceramic, wooden or linoleum floorings
  - on top of existing floorings with heating systems
- In all these cases, a cork or polyethylene underflooring must be used. The planks can also be laid directly on top of short-pile carpet, without needing the underflooring.



Il pavimento INSTA-TILE si può pulire con normali detergenti, utilizzando regolarmente il panno bagnato ed i vari sistemi mop. Nel caso di versamento importante di liquidi, sollevare le lastre ceramiche nella zona interessata aiutandosi con una ventosa, asciugare o sostituire la porzione del materassino sottostante e ri-posizionare le piastrelle.

INSTA-TILE flooring can be cleaned with normal cleaning detergents, using a wet cloth or a traditional mop. In the event of major spills, lift up the ceramic tiles in the affected area using a suction cup, dry or replace the area of underflooring below and refit the tiles.



Si sconsiglia l'utilizzo di INSTA-TILE in presenza di animali domestici.


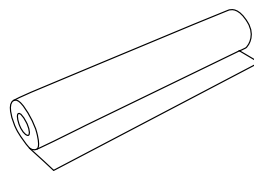
We do not recommend use of the INSTA-TILE system in homes with pets.

Per maggiori informazioni sulla tecnologia Auto-leveling e sul sistema di posa Insta-Tile puoi effettuare il download del filmato ufficiale di presentazione su [www.flaviker.it](http://www.flaviker.it)  
For further information on Auto-leveling technology and the Insta-Tile installation system, download the official presentation video on the website [www.flaviker.it](http://www.flaviker.it)

## ACCESSORY FOR DRY FIXING INSTA-TILE

### TAPPETTINI PER SOTTOPAVIMENTO IN ROTOLO

Codice Code	Misura Size	Prezzo Price	imb.	confezione packaging
TPPOL1	TAPPETO POLIETILENE ANTRACITE 2,5 mm rotolo dimensione 1,50x25,00 m	11,50 / mq	1	rotolo da 37,5 mq
TPPSUG1	TAPPETO SUGHERO NATURALE 2 mm rotolo dimensione 1,00x30,00 m	10,50 / mq	1	rotolo da 30 mq

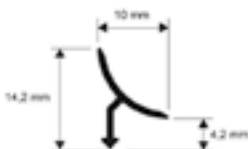


TAPPETO POLIETILENE ANTRACITE 2,5 MM

TAPPETO SUGHERO NATURALE 2 MM

### ELEMENTI DI FINITURA

Codice Code	Misura Size	Prezzo Price	imb.	confezione packaging
RACALL1	RACCORDO ALLUMINIO ANODIZZ. PAVIMENTO/PARETE barra di lunghezza 1,20 m - h = 4,5 mm	14,70	5	scatola da 5 pz
TERALL1	TERMINALE di DISLIVELLO ALLUMINIO ANODIZZ. barra di lunghezza 1,20 m - h = 11 mm	17,30	5	scatola da 5 pz
PRFALL1	PROFILO di DISLIVELLO ALLUMINIO ANODIZZ. barra di lunghezza 1,20 m - h = 10 mm	18,00	5	scatola da 5 pz



RACCORDO PAVIMENTO/PARETE

TERMINALE DI DISLIVELLO

PROFILO DI DISLIVELLO

### AVVERTENZE GENERALI

La perfetta riuscita di una posa è dovuta, oltre alle qualità tecniche ed estetiche del materiale, ad un insieme di elementi (sottofondo, strato legante, giunti di dilatazione, ecc.) che costituiscono un vero e proprio sistema. Le operazioni di posa, eseguite nella loro corretta successione, sono da considerare importanti tanto quanto la scelta delle piastrelle.

Nella scelta dell'adesivo più indicato e per le modalità di applicazione si consiglia di attenersi alle istruzioni dell'azienda produttrice del collante stesso. È importante, inoltre, controllare che i prodotti da utilizzare per la stuccatura, se molto colorati, non sporchino le superfici delle piastrelle e che tale sporco sia facile da asportare: si consiglia pertanto di effettuare una prova prima di dare inizio alla stuccatura. Il progetto di ogni superficie piastrellata deve essere affidato a un esperto progettista che, in funzione della struttura, della destinazione d'uso degli ambienti, dei carichi previsti e delle sollecitazioni meccaniche, termiche, fisiche e chimiche che graveranno sulla pavimentazione, deve dimensionare sottofondi, strati cementizi, allettamento, piastrelle ceramiche, pendenza e tutto il sistema di posa. Inoltre, il progettista deve fissare nel capitolato di posa ogni specifica di cantiere, tra cui tipo e modalità di posa, materiali, granulometria, dosaggio, dimensioni delle fughe, giunti strutturali, di dilatazione, perimetrali, ecc.

### OPERAZIONI PRELIMINARI

Una volta scelto il materiale da posare, coerentemente con i requisiti tecnici, lo stile e la destinazione d'uso degli ambienti, è bene seguire alcune raccomandazioni prima di procedere con l'installazione:

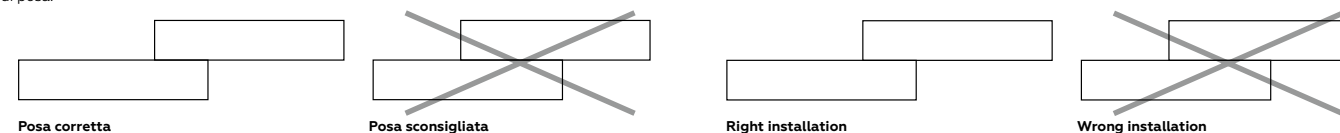
- stendere a terra almeno 3mq di prodotto per controllare l'effetto d'insieme, avendo cura di verificarne accuratamente calibro, tonalità e scelta.
- Specie nel caso di prodotti con elevata variabilità grafica, è bene posare il materiale attingendo da più scatole, le variazioni grafiche e cromatiche del prodotto sono una caratteristica qualificante che l'abilità del posatore può valorizzare, al contrario un prodotto posato senza tenerne conto può risultare esteticamente poco gradevole.
- E' opportuno evitare di segnare la parte superiore delle piastrelle con matite o pennarelli e dedicare particolare attenzione ai prodotti lucidi, patinati o lappati che dovranno essere coperti durante i lavori di cantiere.
- Attendere 48/72 ore prima di sottoporre il pavimento al normale transito.

La posa senza fuga, soprattutto nei grandi formati è fortemente sconsigliata dai maggiori produttori di collante per i seguenti motivi:

Difficoltà di assorbimento di eventuali movimenti strutturali in assenza di elementi comprimibili  
Diverso comportamento dilatometrico fra piastrelle e massetto, in presenza di elevate escursioni termiche

Difficoltà di realizzazione di una duratura ed efficace stuccatura  
FLAVIKER sconsiglia assolutamente pose senza fuga, per le quali si declina ogni responsabilità.

Durante le operazioni di posa, nel caso venga scelto uno schema sfalsato, evitare di far coincidere i vertici di una piastrella con la metà delle altre a fianco.  
Soltanto i prodotti AUTO-LEVELING si prestano ad essere posati seguendo liberamente ogni schema di posa.



### POSA DEI PRODOTTI AUTO-LEVELING™ (formati rettificati 20x120-20x170-40x170)

Le lastre Auto-Leveling FLAVIKER sono in grado di riprodurre molte delle qualità tipiche dei pavimenti in legno. Anche in fase di posa è opportuno cercare di ottenere il massimo risultato estetico possibile, nel pieno rispetto delle norme che tutelano la conformità dei pavimenti ceramici. È possibile mantenere una fuga minima di 0,5mm avendo cura di rispettare una distanza di 5mm dalle pareti perimetrali. La posa con fuga minima 0,5mm è consigliabile in ambienti non superiori ai 50 mq e si raccomanda in ogni caso di rispettare i giunti di dilatazione previsti nel massetto. Per la realizzazione della fuga minima, in alternativa ai distanziali "fai da te" (come ad esempio le reglette in plastica) FLAVIKER consiglia l'utilizzo del sistema di posa MLT System, l'unico che permette di ridurre la fuga garantendo una perfetta planarità anche in condizioni non ottimali del massetto.



Reggetta per l'imballaggio delle piastrelle in materiale plastico, da tagliare in base alle esigenze di posa.

Standard plastic packing strap to be cut according to the needs.

Kit per la posa livellante composto da utensile professionale, piattelli di consumo, tiranti e basi riutilizzabili.

Tile levelling kit composed of a professional tool, single-use bottom plates, reusable straps and caps.

Posizionare piattello e tirante sotto alle piastrelle.

Place cap and straps under the tiles.

Inserire la base spingendola bene fino al contatto con le piastrelle.

Insert cap and push until it comes into contact with the tiles.

Tensionare con l'apposito utensile per poi rimuovere basi e tiranti una volta trascorso il tempo di indurimento della colla.

Tighten using the special tool and then remove caps and tie rods once the adhesive is properly set.

### GENERAL RECOMMENDATIONS

Other than the technical and aesthetic features of the material itself, state-of-the-art installation is a result of a series of other aspects (substrate, binding layer, expansion joints, etc.) that create a system. The installation procedures, carried out in the correct order, must be considered as much an influencing factor as the choice of ceramic tiles.

When choosing the most suitable adhesive and installation method, it is necessary to follow the manufacturer's instructions. Moreover, it is recommended to pay particular attention, especially when using coloured grouting, to first check that they do not stain the ceramic surface or that the grout is not difficult to remove: it is recommended to carry out a test on a small portion of the surface before proceeding with grouting. The installation project of a surface must be supervised by an expert technician who, depending on the structure of the surface itself, on its destination of use and on the mechanical, thermal, physical and chemical stresses suffered from the surface, must then adapt substrates, cement layers, setting bed, ceramic tiles, inclination and the entire installation system as a whole. Moreover, the installation technician must state every single detail of the project in the technical specifications, for example the installation pattern, the material, granulometry, dosage, grout line dimension, structural joints, perimeter joints, etc.

### PRELIMINARY OPERATIONS

It is advisable to follow some recommendations before proceeding with the installation of the selected tiling material, which should be carried out in compliance with the technical requirements, style and intended application:

- Place some tiles (at least 3 m²) over the flooring surface to check the final effect, making sure you have the right tile size, shade, and quality class.
- In the case of products whose graphics tend to differ considerably from one tile to the next, it is advisable to take the tiles from different boxes and mix them. The graphic and colour variations of the tiles are an important feature which can be enhanced by a skilled tile layer. Overlooking such features, on the contrary, may lead to poor aesthetic results.
- Avoid marking the front of the tiles with pencils or markers. Be particularly careful with glossy, matt or lapped tiles, which should be kept covered during building work.
- Wait 48/72 hours before walking over the newly laid tiles.

Jointless tile installation, particularly in the case of large-size tiles, is strongly advised against by most adhesive manufacturers for the following reasons:

Any structural adjustments may not be absorbed due to the lack of compressible material.  
Wide temperature ranges may cause expansion effects between the tile and screed.

Effective, durable grout joints may be difficult to achieve.  
FLAVIKER strongly advises against jointless tile installation and cannot be held liable for any damage deriving therefrom.

When laying tiles in a staggered pattern, make sure there are no tiles positioned with the corner coinciding with the centre of the adjacent tiles.  
Only AUTO-LEVELING products are suitable for all installation patterns.

### INSTALLATION OF AUTO-LEVELING™ PRODUCTS (rectified tiles 20x120-20x170-40x170)

FLAVIKER Auto-Leveling tile slabs reproduce most of the typical features of wood floors. They should be installed with a view to attaining the best possible aesthetic result, while fully complying with the ceramic flooring stability standards.

Minimum grout joints of 0,5mm can be achieved, as long as a distance of 5 mm from the perimeter walls is kept. A minimum joint of 0,5mm is recommended for rooms under 50m². In any case, the expansion joints required for the total screed area should be taken into account. To achieve a minimum joint width, as an alternative to "do it yourself" spacers (e.g. plastic straps), FLAVIKER highly recommends using the MLT installation system, the only one that can reduce joint thickness while ensuring perfect surface flatness, even when the screed is not in optimal condition.



## CONSIGLI PER LA POSA / INSTALLATION ADVICE

### POSA DEI PRODOTTI WALL&PORCELAIN™ (formati rettificati 30x120-60x120)

Le lastre da rivestimento Wall&Porcelain FLAVIKER, nelle diverse espressioni estetiche proposte a catalogo, sono studiate per offrire un effetto visivo di massima continuità tra un pezzo e l'altro. Per ottenere un risultato impeccabile e garantire l'affidabilità del materiale posato, FLAVIKER raccomanda di mantenere tra una piastrella e l'altra una fuga minima che consentirà ai sigillanti di penetrare e aderire perfettamente sia al materiale ceramico che alla parete avendo cura di rispettare gli eventuali giunti presenti. Per la realizzazione della fuga minima, in alternativa ai distanziali "fai da te" (ad esempio le reggette) o tradizionali (come i cunei in materiale plastico) FLAVIKER consiglia l'utilizzo del sistema di posa MLT system che oltre a garantire il perfetto allineamento delle lastre, garantisce una fuga minima di 0,5 mm, ottenuta grazie allo speciale tirante riutilizzabile della serie "Slim".



Reggetta per l'imballaggio delle piastrelle in materiale plastico, da tagliare in base alle esigenze di posa.

Standard plastic packing strap to be cut according to the needs.



Cunei per la posa dei rivestimenti in materie sintetiche.

Wedges (made of synthetic material) for wall tile installation.

### POSA DEI PRODOTTI RETTIFICATI

Per raggiungere un effetto ottimale FLAVIKER suggerisce di mantenere almeno 1 o 2 mm di fuga per una posa mono-formato e 2 o 3 mm per combinare formati misti nelle pose modulari suggerite dai cataloghi.

### POSA DEI PRODOTTI NON RETTIFICATI

L'alto grado di greificazione delle piastrelle FLAVIKER comporta modeste tolleranze di calibro, pertanto nella posa dei prodotti a bordo naturale è consigliabile lasciare una fuga di almeno 3 mm fra le piastrelle.

### STUCCATURA

- 1) Qualora non si utilizzasse la boiaccia composta da cemento e sabbia, si consiglia di utilizzare colori di stucco su tono (possibilmente non utilizzare su materiali di colore chiaro stucchi di colore scuro, tipo nero, blu, rosso) e di verificare la compatibilità dei riempitivi per fughe con il prodotto ceramico.
- 2) Riempire le fughe con gli stucchi solo quando il pavimento è calpestabile, togliendo preventivamente dalle fughe ogni tipo di residuo.
- 3) Eseguire la stuccatura a "regola d'arte", seguendo le indicazioni del progettista, del responsabile di cantiere e del capitolato di posa.
- 4) Stuccare piccole superfici per volta (4/5 mq) e asportare le quantità eccedenti con spugne o stracci umidi (di sola acqua pulita).
- 5) Stucchi cementizi non additivati: seguire attentamente le indicazioni dei fabbricanti, a fine giornata pulire i residui di posa con spugna appena bagnata.
- 6) Stucchi epossidici o additivati (con lattici, ecc.): seguire attentamente le indicazioni dei fabbricanti, perché il loro rapido indurimento può richiedere pulizie molto laboriose, specialmente se la superficie delle piastrelle è antiscivolo, ruvida o strutturata.

### LAVAGGIO DOPO LA POSA

Il lavaggio dopo la posa è una fase di fondamentale importanza per tutti gli interventi successivi e per la manutenzione.

La pulizia di fine cantiere fatta con prodotti a base acida tamponati, quali ad esempio Deterdek di Fila, Keranet di Mapei, Delta Plus di Kerakoll o Cement Remover di Faber, va eseguita una sola volta e presenta l'ulteriore vantaggio di conferire uniformità cromatica alla superficie.

Con il lavaggio acido dopo la posa si eliminano i residui di posa e il normale sporco di cantiere come: malta, colla, pittura, sporco da cantiere di varia natura. E' bene sapere che oltre il 90% delle contestazioni in cantiere è dovuto ad un cattivo, o addirittura inesistente, lavaggio con detergente acido dopo posa. Per evitare che un prodotto a base acida usato per la prima pulizia vada ad intaccare il riempimento a base cementizia delle fughe, è necessario, prima dell'operazione di pulizia, bagnare il pavimento affinché le fughe vengano impregnate e pertanto protette dall'azione corrosiva dell'acido stesso.

E opportuno:

- Togliere con appositi detergenti a base alcalina sostanze grasse o simili
  - Procedere al lavaggio dopo la posa
  - Risciacquare abbondantemente il pavimento, raccogliendo l'acqua residua.
  - La pulizia si esegue dopo 4-5 giorni dalla stuccatura (lo stucco deve indurire) e non oltre i 10 giorni, oltre questi tempi la pulizia può diventare molto più laboriosa; attenersi scrupolosamente ai consigli riportati dal produttore di detergenti.
- Fare sempre test preventivi (su una piastrella non posata), in particolare per prodotti lappati o levigati.

### INSTALLATION OF WALL&PORCELAIN™ PRODUCTS (rectified tiles 30x120-60x120)

FLAVIKER Wall&Porcelain tile slabs - available in the catalogue a range of different moods and styles - are specifically designed to ensure maximum visual continuity between tiles. To achieve flawless results and maximum tiling reliability, FLAVIKER recommends a minimum joint width is provided to enable sealants to penetrate and adhere perfectly to the ceramic tile and the wall respecting the expansion joint. In this respect, as an alternative to "do it yourself" spacers (e.g. plastic straps) or traditional plastic wedges, FLAVIKER recommends using the MLT installation system to ensure perfect tile alignment and achieve a minimum joint width of 0,5 mm, with the special "Slim" range reusable strap.



Tirante realizzato in nylon e acciaio inossidabile. Riutilizzabile centinaia di volte.

Special nylon and stainless steel strap. Can be used hundreds of times.



Wall&Porcelain è un gres poroso, pertanto non necessita della doppia spalmatura di colla.

Wall&Porcelain stoneware tile slabs feature a porous body and as such, do not require a double layer of adhesive.

### INSTALLATION OF RECTIFIED-EDGED TILES

For optimal results, FLAVIKER recommends allowing a joint of at least 1 or 2 mm when laying same-sized tiles and 2 or 3 mm for different-sized tiles laid using the modular systems described in the catalogues.

### INSTALLATION OF NON-RECTIFIED TILES

The high degree of vitrification of FLAVIKER tiles means dimensional tolerances are low. Therefore, when laying tiles with natural press-formed edges, at least a 3mm joint should be allowed between each tile.

### GROUTING

- 1)Should a grout made of cement and sand not be used, it is recommended to use shade-on-shade grouts (do not use dark grouts, such as black, blue or red, on bright materials) and to verify the compatibility of the grouts with the ceramic tile.
- 2)Fill the grout lines with the grout only when the floor has sufficiently set to be ready to tread on, removing any residue from the grout lines.
- 3)Carry out a state-of-the-art grouting following the layer and technician's instructions and the technical specifications.
- 4)Grout small areas of the surface at a time (4m<sup>2</sup> to 5m<sup>2</sup>) and remove excess grout with a sponge or a wet cloth (with clean water).
- 5)Non-added cement grouts: follow the manufacturer's instructions carefully and at the end of the working day clean the surface with a slightly damp sponge.
- 6)Epoxy grouts or added grouts (with latex, etc): follow the manufacturer's instructions to the letter as rapid hardening can lead to difficult cleaning operations, especially in case of anti-slip, rough or textured tiles.

### CLEANING AFTER INSTALLATION

The cleaning after installation is of fundamental importance for all the subsequent steps and for a correct maintenance.

Post-installation cleaning using acid detergents with a padding action such as Fila Deterdek, Mapei Keranet, Kerakoll Delta Plus or Faber Cement Remover must be carried out only once and only if this would result in the added bonus of giving the surface a more uniform aspect.

Acid-cleaning will remove all residue associated with the installation and works in general, such as mortar, adhesive, paint and dirt. It is important to underline that 90% of complaints are due to a bad, or even inexistent cleaning after installation. In order to make sure that an acid detergent used for the cleaning does not compromise the filling of grout lines, it is necessary, before proceeding with cleaning, to wet the floors so that the grout lines are impregnated and protected from the corrosive action of the acid.

It is recommended to follow these steps:

- First, remove any grease or similar substance from the floor using alkaline detergents
- Proceed with the cleaning of the surface
- Rinse the floors with an abundance of water
- The cleaning must be carried out 4-5 days after grouting (the grout must season) and within a maximum of 10 days after grouting, as, beyond this period of time the cleaning can be difficult, carefully follow the manufacturer's instructions for the use of detergents.
- It is always recommended to carry out a test on a sample tile (not installed), in particular in case of honed or polished products.

## PULIZIA E MANUTENZIONE / CLEANING AND MAINTENANCE

### MANUTENZIONE ORDINARIA

Si consiglia l'utilizzo di un comune detergente neutro diluito in acqua calda. Evitare l'utilizzo di prodotti acidi, alcalini, ceranti e/o impregnanti.

Nella pulizia ordinaria occorre limitare al massimo l'uso di mezzi abrasivi (ad esempio: paglietta di metallo, spugnette di ferro o acciaio). Questa precauzione diventa un obbligo nel caso di piastrelle con superficie lucida, più esposte ad effetti visibili di scalfitture, graffi... In caso di sporchi più intensi o di superfici particolarmente strutturate, usare un detergente a base alcalina risciacquando al termine del lavaggio.

Nella pratica quotidiana occorre considerare che certi tipi di sporco (polvere, sabbia) aumentano l'effetto abrasivo del traffico pedonale. Cercare quindi di prevenire la presenza di questa tipologia di sporco dall'esterno, predisponendo l'utilizzo di zerbino o stuoino all'ingresso.

### RIMOZIONE DI PATINE LUCIDE

Nei normali detergenti in commercio sono a volte contenute cere o additivi lucidanti che, lavaggio dopo lavaggio, depositano sul pavimento patine lucide, causa di noiose alonature. Patine di questo tipo possono essere depositate anche da alcuni stucchi per le fughe. Semplici alimenti come Coca Cola, vino, acqua, etc., cadendo sul pavimento tolgono questa patina lucida e ripristinano l'aspetto originale più opaco delle piastrelle. In mezzo al pavimento più lucido, le zone senza cera appaiono come aloni opachi, in realtà sono le uniche parti pulite del pavimento.

In questi casi, dopo aver fatto un test preventivo, bisogna:

- Togliere la patina lucida da tutto il pavimento con un tipo di detergente a base alcalina.
- Utilizzare per le pulizie quotidiane, detergenti neutri che non contengono né cere né patine lucidanti.

### MANUTENZIONE STRAORDINARIA

Nel caso di tracce di sporco resistente alla pulizia ordinaria si raccomanda l'utilizzo di un detergente adeguato in funzione del tipo di sporco e comunque, prima dell'uso, fare sempre test preventivi su una piastrella non posata. Nella tabella "PRODOTTI PER LA PULIZIA E LA MANUTENZIONE" sono indicati i detergenti efficaci in funzione del tipo di macchia.

### PAVIMENTI E RIVESTIMENTI METALLIZZATI

Per la pulizia e manutenzione di piastrelle metallizzate si raccomanda di non usare assolutamente detergenti acidi o alcalini. Usare esclusivamente prodotti con PH neutro come ad esempio Fila Cleaner o Floor Cleaner di Faber. In ogni caso verificare sempre prima il prodotto su una porzione di materiale non posato ed evitare di lasciare il detergente sulle piastrelle per più di 10-15 min. Risciacquare sempre abbondantemente con acqua.

### TRATTAMENTO PRODOTTI LAPPATI E LEVIGATI

Lappatura e Levigatura sono lavorazioni che prevedono sempre l'asportazione di una parte superficiale dello smalto o del corpo stesso della piastrella. In tutti i pavimenti ceramici disponibili sul mercato, tale lavorazione, pur in presenza di materiali vetrosi o a bassissimo assorbimento, può comportare l'apertura di microporosità superficiali che a contatto con particolari tipi di sporco, possono risultare di difficile pulizia o presentare aloni difficilmente rimuovibili.

Dopo il lavaggio di post-posa FLAVIKER consiglia di procedere ad un trattamento anti-macchia con prodotti certificati (marche raccomandate: Fila, Mapei, Kerakoll, Faber).

### RACCOMANDAZIONI

Ricordiamo di non usare mai detergenti a base di acido fluoridrico (HP) o dei suoi composti, compresi antiruggine o smacchiatori di tipo spray che spesso lo contengono. Il danno che si potrà provocare sarà irreparabile in quanto non esiste pavimento sul mercato resistente a tale acido.

### AVVERTENZE

Le caratteristiche di pulizia dei materiali variano in modo significativo in funzione delle diverse modalità di installazione, condizioni d'uso, tipologie di superfici e ambiente. In linea generale all'aumentare delle caratteristiche di antiscivolo delle piastrelle, aumentano le difficoltà di pulizia. L'operatore professionale incaricato dell'intervento di manutenzione e pulizia, dovrà sempre procedere ad una preliminare verifica empirica, possibilmente su una porzione di materiale non posato, per ogni singolo tipo di intervento.

In caso di condizioni d'uso particolarmente gravose, di errata installazione o di pulizie effettuate in modo inadeguato FLAVIKER declina ogni responsabilità in merito all'efficacia delle operazioni di pulizia e manutenzione. Resta inteso che FLAVIKER non potrà essere ritenuta responsabile per eventuali danni o difetti dovuti ad errata installazione, negligente pulizia e manutenzione o inadeguata scelta della tipologia dei materiali installati e degli adesivi utilizzati con riguardo alla destinazione.

Le indicazioni contenute in questo paragrafo sono puramente indicative. Per notizie più approfondite rimandiamo a documentazione specializzata disponibile sui cataloghi e siti web delle principali ditte produttrici di prodotti specifici per la pulizia dei pavimenti.

### DAILY MAINTENANCE

It is recommended to clean the floor using a neutral detergent diluted in hot water. Avoid the use of acid, alkaline, waxing and/or impregnating products.

During ordinary cleaning procedures, it is recommended to limit the use of abrasive means such as scouring pads, iron and/or steel sponges. Taking this precaution is a must on glossy tiles, as they are more liable to scratching.

In case of intense dirt or textured surfaces, use an alkaline detergent, rinsing the floor with an abundance of water.

It is important to underline that certain types of dirt like dust or sand, increase the abrasive effect of foot traffic on the surface. The use of a door mat at the entrance can help prevent this.

### REMOVAL OF FILMS ON THE FLOOR

The standard detergents available on the market sometimes contain waxes or polishing additives that, cleaning after cleaning, create a film on the floor and cause rims. This type of film can also develop when using certain types of grouts. Every-day stains on the floor, such as cola, wine, water, etc. remove this film and reveal the original, more opaque aspect of the tiled surface. On a glossy floor, these areas with no wax appear as rims but, in actual fact, they are the only clean areas of the floor itself.

In such cases, after having carried out a test, it is necessary to:

- Remove the film from the floor using an alkaline detergent.
- Use neutral detergents, which do not contain wax or polishing additives for everyday cleaning.

### EXTRAORDINARY MAINTENANCE

In case of stains that are resistant to standard cleaning operations, it is recommended to use a specific detergent depending on the type of dirt and, every single time before using such detergent, to carry out a test on a non-installed sample tile. The chart "REMOVE STAINS" indicates the recommended detergents that are effective for certain specific stains.

### METALLISED FLOOR AND WALL COVERINGS

For the cleaning and maintenance of metallised tiles, it is recommended not to use acid or alkaline detergents. Use products with neutral PH such as Fila Cleaner or Faber Floor Cleaner. Every single time, test the product on a sample tile that has not been installed and do not leave the detergent on the tiles for more than 10-15 minutes. Always rinse the surface with an abundance of water.

### TREATMENT OF HONED AND POLISHED TILES

Honing and polishing are manufacturing processes that always remove a superficial part of the glaze or of the body of the tile itself. All honed and/or polished ceramic tiles available on the market have a micro-porous structure that, even when using low absorption vitreous materials, are vulnerable to attack from certain types of dirt that can attack the micro-porous structure and make cleaning operations very difficult.

After post-installation cleaning using an acid detergent, Ceramiche FLAVIKER recommends an anti-stain treatment using specific products (suggested products: Fila, Mapei, Kerakoll, Faber).

### RECOMMENDATIONS

Never use hydrofluoric acid-based detergents or its derivatives, such as rust-preventing products or spray stain-removers that often contain hydrofluoric acid. The use of hydrofluoric acid will irreparably damage the surface, as no ceramic tile floor available on the market is resistant to this acid.

### WARNING

The cleaning features of materials considerably vary depending on the installation pattern, the conditions of use and the type of surface. As a general rule, as the anti-slip value of ceramic tile increases, the cleaning operations become more difficult. The professional technician in charge of the cleaning and maintenance must always carry out a preliminary test on a sample tile that has not been installed before proceeding with any cleaning operation.

In case of special conditions of use, incorrect installation or inadequate cleaning, Ceramiche FLAVIKER will not be responsible for the effectiveness of cleaning and maintenance procedures. It is agreed that FLAVIKER will not be responsible for any damage or defects that are due to incorrect installation, cleaning and maintenance or due a wrong choice of materials and adhesives.

The above-stated instructions are merely indicative. For in-depth information, please consult the specific documents that are available on the catalogues and web-site of the manufacturers of detergents for ceramic floors.

TIPO DI MACCHIA TYPE OF STAIN		DETERGENTE CONSIGLIATO DETERGENT	
MACCHIE INORGANICHE  INORGANIC STAINS	CALCARE LIME	ACIDA ACID	DETERDEK (FILA) - CEMENT REMOVER (FABER)
	CEMENTO - SALNITRO CEMENT - SALTPETRE		DETERDEK (FILA) - CEMENT REMOVER (FABER)
	DEPOSITI CALCAREI DEPOSITS OF LIME		VIKAL
	RUGGINE RUST		DETERDEK (FILA) - CEMENT REMOVER (FABER)
	SEGNI METALLICI METALLIC MARKS		DETERDEK (FILA)
MACCHIE ORGANICHE  ORGANIC STAINS	BIRRA BEER	ALCALINA ALKALINE	PS/87 (FILA) - WAX REMOVER (FABER)
	CAFFÈ COFFEE		PS/87 (FILA) - SR/95 (FILA) - WAX REMOVER (FABER)
	COLA COCA COLA		PS/87 (FILA) - SR/95 (FILA) - WAX REMOVER (FABER)
	MACCHIE VEGETALI VEGETABLE FAT		WAX REMOVER (FABER)
	OLIO E GRASSO OIL AND GREASE		PS/87 (FILA) - WAX REMOVER (FABER)
	PNEUMATICI TIRES		PS/87 (FILA) - POLISHING CREAM (FABER)
	TINTURA PER CAPELLI HAIR DYE		PS/87 (FILA) - SR/95 (FILA) - COLOURED STAIN REMOVER(FABER)
	VINO WINE		PS/87 (FILA) - SR/95 (FILA) - OXIDANT (FABER)
MACCHIE SINTETICHE  SYNTHETIC STAINS	VERNICE PAINT	SOLVENTE DISSOLVENT	PS/87 (FILA) - NOPAINTSTAR (FILA)
	BITUME BITUMEN		FILASOLV (FILA) - WAX REMOVER (FABER)
	CERA DI CANDELA CANDLE WAX		FILASOLV (FILA) - WAX REMOVER (FABER)
	INCHIOSTRO INK		PS/87 (FILA) - SR/95 (FILA) - COLOURED STAIN REMOVER(FABER)
	PENNARELLO FELT-TIP PEN		PS/87 (FILA) - SR/95 (FILA) - COLOURED STAIN REMOVER(FABER)
	RESIDUI DI SCOTCH REST OF STICKY TAPE		FILASOLV (FILA) - PS/87 (FILA) - SOLVENT STRIPPER (FABER)
ALONATURE RESIDUE RESIDUAL MARKS	SPORCO DELLE FUGHE TILE JOINT STAINS	DETERGENTE DETERGENT	FUGANET (FILA)
	ALONATURE VENTOSE STAINS FROM SUCTION CUPS		DETERDEK (FILA) + ALKALINE CLEANER (FABER)
	CERA PROTETTIVA PROTECTIVE WAX		DETERDEK (FILA)+FILASOLV (FILA) +SOLVENT STRIPPER (FABER) +WAX REMOVER (FABER)

ATTENZIONE: I PRODOTTI A BASE ACIDA POSSONO CORRODERE MARMO, GRANITO, PIETRE NATURALI E METALLI, PERTANTO EVITARNE L'USO NEL CASO DI DECORI O INSERTI REALIZZATI CON QUESTI MATERIALI.  
IMPORTANT: ACID PRODUCTS MAY CORRODE MARBLE, GRANITE, NATURAL STONE AND METAL. AVOID USING IN THE PRESENCE OF DECORATION OR INSERTS IN THESE MATERIALS.

PER L'USO ATTENERSI SCRUPolosAMENTE ALLE INDICAZIONI RIPORTATE SULL'ETICHETTA.  
FOR THE CORRECT USE PLEASE FOLLOW THE INSTRUCTION MENTIONED ON THE LABEL.

### LE NORME ISO

QUESTE NORME, ELABORATE DALL'ISO TC 189, SOSTITUISCONO IN ITALIA, E NEI PAESI CHE LE HANNO RICONOSCIUTE, QUELLE PRECEDENTEMENTE ESISTENTI (EN).

Definiscono i criteri di campionamento, controllo ed accettazione di tutte le piastrelle di ceramica: pressate, estruse o realizzate mediante altri processi, smaltate e non smaltate e di qualunque formato. Le norme ISO della serie 10545 definiscono il procedimento per campionare le piastrelle che dovranno essere sottoposte a prova (ISO 10545.1) ed i metodi di prova per verificare la qualità delle piastrelle, mediante la determinazione delle caratteristiche d'aspetto, dimensionali e delle proprietà chimiche e fisiche (ISO 10545.2 - 16).

Gli standard relativi al prodotto, in cui sono contenuti i limiti di accettabilità che definiscono i materiali di prima scelta, sono invece stati raccolti nelle norme della serie ISO 13006. Sono stati definiti 11 allegati che identificano i vari prodotti ceramici, suddividendoli in relazione al grado di assorbimento d'acqua ed alla formatura.

Con la lettera A sono ancora definite le piastrelle estruse. Con la lettera B quelle pressate a secco le quali, in funzione dell'assorbimento d'acqua, sono così ulteriormente divise. Nell'approvarle in Europa il CEN le ha raggruppate in un'unica norma, la EN 14411:2012, che con i diversi allegati copre tutti i capitoli ed i contenuti delle norme ISO.

### THE ISO STANDARDS

THESE STANDARDS, DRAWN UP BY THE ISO TC189, REPLACE THE PREVIOUS (EN) STANDARDS IN ITALY AND IN THE OTHER COUNTRIES THEY ARE RECOGNIZED.

They outline the sampling, checking and acceptance criteria to apply to all ceramic tiles, whether pressed, extruded or produced with other processes, glazed or unglazed and whatever the format. The ISO 10545 series standards establish the procedure for sampling tiles to undergo testing (ISO 10545.1) and the testing methods to check the tile quality, by determining the aspects of appearance, size and chemical and physical properties (ISO 10545.2 - 16).

The standards relating to the product, on the other hand (which include the limits of acceptability used to determine the first class material), are grouped together in the ISO 13006 series standards. 11 annexes have been established which identify the various ceramic products, subdividing them according to water absorption and moulding.

The letter A is still used to identify the extruded tiles and the letter B is used to identify the dry pressed tiles. These letter are then divided up further according to their water absorption rate as follows: When approving them in Europe the CEN grouped them into a single standard, the EN 14411:2012, which covers all the sections and contents of the ISO standards in its annexes.

ALLEGATO ANNEX	GRUPPO GROUP	ASSORBIMENTO D'ACQUA (E) WATER ABSORPTION (E)
G	Bla	$E \leq 0,5\%$
H	Blb	$0,5\% < E \leq 3\%$
I	Blla	$3\% < E \leq 6\%$
J	Bllb	$6\% < E \leq 10\%$
K	Blll	$E > 10\%$



## GRES PORCELLANATO / PORCELAIN STONWARE

CLASSIFICAZIONE SECONDO NORME UNI EN 14411 (ISO 13006) ALLEGATO G - Gruppo B1a  
CLASSIFICATION IN ACCORDANCE WITH UNI EN 14411 (ISO 13006) ANNEX G - Group B1a

PROPRIETÀ FISICO-CHIMICHE PHYSICAL-CHEMICAL PROPERTIES	NORMA NORM	VALORE PRESCRITTO DALLE NORME VALUE PRESCRIBED FROM THE NORMS	VALORE FLAVIKER FLAVIKER VALUE
LUNGHEZZA E LARGHEZZA DIMENSIONE MEDIA DI OGNI PIASTRELLA LENGTH AND WIDTH OF THE AVERAGE-SIZES TILE	UNI EN ISO 10545/2	± 0,5%	CONFORME ACCORDING
SPESSORE THICKNESS	UNI EN ISO 10545/2	± 5%	CONFORME ACCORDING
RETTILINEARITÀ SPIGOLI WARPAGES OF EDGES	UNI EN ISO 10545/2	± 0,5%	CONFORME ACCORDING
ORTOGONALITÀ WEDGING	UNI EN ISO 10545/2	± 0,6%	CONFORME ACCORDING
PLANARITÀ FLATNESS	UNI EN ISO 10545/2	± 0,5%	CONFORME ACCORDING
ASSORBIMENTO D'ACQUA WATER ABSORPTION	UNI EN ISO 10545/3	E ≤ 0,5%	CONFORME ACCORDING
RESISTENZA ALLA FLESSIONE BENDING STRENGTH	UNI EN ISO 10545/4	≥ 35 N/mm <sup>2</sup>	CONFORME ACCORDING
FORZA DI ROTTURA BREAKING STRENGTH	UNI EN ISO 10545/4	≥ 1300 N	CONFORME ACCORDING
RESISTENZA ALL'ABRASIONE SUPERFICIALE PER PIASTRELLE SMALTATE ABRASION RESISTANCE FOR GLAZED TILES	UNI EN ISO 10545/7	IN FUNZIONE DELLA DESTINAZIONE D'USO ACCORDING TO THE DESTINATION OF FINAL USE	VEDI COLLEZIONE SEE COLLECTION
RESISTENZA AGLI SBALZI TERMICI THERMAL SHOCK RESISTANCE	UNI EN ISO 10545/9	RICHIESTA REQUIRED	RESISTE RESISTS
RESISTENZA AL GELO FROST RESISTANCE	UNI EN ISO 10545/12	RICHIESTA REQUIRED	INGELIVO FROST PROOF
RESISTENZA ALL'ATTACCO CHIMICO CHEMICAL RESISTANCE	UNI EN ISO 10545/13	-	RESISTE RESISTS
RESISTENZA ALLE MACCHIE RESISTANCE TO STAINING	UNI EN ISO 10545/14	GL ≥ MINIMO CLASSE 3	RESISTE RESISTS
RESISTENZA ALLO SCIVOLAMENTO SLIP RESISTANCE	B.C.R.A. C.A.	μ 0,19 SCIVOLOSITÀ PERICOLOSA - DANGEROUSLY SLIPPERY 0,20 < μ < 0,39 SCIVOLOSITÀ ECCESSIVA - EXCESSIVELY SLIPPERY 0,40 < μ < 0,74 ATTRITO SODDISFACENTE - SATISFACTORY GRIP μ 0,75 ATTRITO ECCELLENTE - EXCELLENT GRIP	VEDI COLLEZIONE SEE COLLECTION
	B.C.R.A. G.B.		
	ASTM C 1028 (S.C.O.F.)	SLIP RESISTANT (> 0,60)	VEDI COLLEZIONE SEE COLLECTION
	DIN 51130	IN FUNZIONE DELL'AMBIENTE O DELLA ZONA DI LAVORO BASING ON THE ENVIRONMENT OR THE WORKING AREA	VEDI COLLEZIONE SEE COLLECTION
	DIN 51097	-	VEDI COLLEZIONE SEE COLLECTION
	ANSI A 137-1:2012	> 0,42	VEDI COLLEZIONE SEE COLLECTION
	AS/NZS 4586 :2013	SRV : 35 - 44 SRV : 45 - 54	VEDI COLLEZIONE SEE COLLECTION

## WALL&PORCELAIN

CLASSIFICAZIONE SECONDO NORME UNI EN 14411 (ISO 13006) Allegato G - Gruppo B11b  
CLASSIFICATION IN ACCORDANCE WITH UNI EN 14411 (ISO 13006) Annex G - Group B11b

PROPRIETÀ FISICO - CHIMICHE PHYSICAL - CHEMICAL PROPERTIES	NORMA NORM	GRES PORCELLANATO PORCELAIN TILES VALORE PRESCRITTO DALLE NORME VALUE PRESCRIBED FROM THE NORMS CLASSIFICAZIONE SECONDO NORME EN 14411 (ISO 13006) - ALLEGATO G - Gruppo B1a CLASSIFICATION IN ACCORDANCE WITH EN 14411 (ISO 13006) - ANNEX G - Group B1a	WALL & PORCELAIN VALORE FLAVIKER FLAVIKER VALUE	BICOTTURA DOUBLE FIRED WALL TILES VALORE PRESCRITTO DALLE NORME VALUE PRESCRIBED FROM THE NORMS CLASSIFICAZIONE SECONDO NORME EN 14411 (ISO 13006) - Gruppo B11 CLASSIFICATION IN ACCORDANCE WITH EN 14411 (ISO 13006) - Group B11
LUNGHEZZA E LARGHEZZA DIMENSIONE MEDIA DI OGNI PIASTRELLA LENGTH AND WIDTH OF THE AVERAGE-SIZES TILES	UNI EN ISO 10545/2	± 0,5%	solo Rettificato only Rectified	l ≤ 12 cm: 0,5% l > 12 cm: 0,3%
SPESSORE THICKNESS	UNI EN ISO 10545/2	± 5,0%	± 5,0%	± 10%
RETTILINEARITÀ SPIGOLI WARPAGES OF EDGES	UNI EN ISO 10545/2	± 0,5%	± 0,3%	± 0,3%
ORTOGONALITÀ WEDGING	UNI EN ISO 10545/2	± 0,6%	± 0,5%	± 0,5%
PLANARITÀ FLATNESS	UNI EN ISO 10545/2	+ 0,5%	± 0,3%	+ 0,5% - 0,3%
ASSORBIMENTO D'ACQUA WATER ABSORPTION	UNI EN ISO 10545/3	E ≤ 0,5%	E ≤ 6%	> 10%
RESISTENZA ALLA FLESSIONE BENDING STRENGTH	UNI EN ISO 10545/4	≥ 35 N/mm <sup>2</sup>	≥ 30 N/mm <sup>2</sup>	per spessore ≥ 7,5 mm > 15 N/mm <sup>2</sup> per spessore < 7,5 mm > 12 N/mm <sup>2</sup>
FORZA DI ROTTURA BREAKING STRENGTH	UNI EN ISO 10545/4	per spessore ≥ 7,5 mm ≥ 1300 N per spessore < 7,5 mm ≥ 700 N	> 700 N	-
RESISTENZA AGLI SBALZI TERMICI THERMAL SHOCK RESISTANCE	UNI EN ISO 10545/9	RICHIESTA REQUIRED	RICHIESTA REQUIRED	RICHIESTA REQUIRED
RESISTENZA AL GELO FROST RESISTANCE	UNI EN ISO 10545/12	RICHIESTA REQUIRED	NON RICHIESTA NOT REQUIRED	NON RICHIESTA NOT REQUIRED
RESISTENZA ALLE MACCHIE RESISTANCE TO STAINING	UNI EN ISO 10545/14	GL ≥ MINIMO CLASSE 3	GL ≥ MINIMO CLASSE 3	CLASSE 3 MINIMO CLASS 3 MINIMUM
DILATAZIONE DELL'UMIDITÀ MOISTURE EXPANSION	UNI EN ISO 10545-10	≤ 0,1 (mm/m)	≤ 0,1 (mm/m)	≤ 0,3 (mm/m)

VARIAZIONE CROMATICA  
SHADE VARIATION

VEDI COLLEZIONE  
SEE COLLECTION



aspetto uniforme  
uniform appearance  
V1



lieve variazione  
slight variation  
V2



moderata variazione  
moderate variation  
V3



forte variazione  
substantial variation  
V4

CLASSIFICAZIONE SECONDO NORME UNI EN 14411 (ISO 13006) Gruppo BIII  
 CLASSIFICATION IN ACCORDANCE WITH UNI EN 14411 (ISO 13006) Group BIII

PROPRIETÀ FISICO-CHIMICHE PHYSICAL-CHEMICAL PROPERTIES	NORMA NORM	VALORE PRESCRITTO DALLE NORME VALUE PRESCRIBED FROM THE NORMS	VALORE FLAVIKER FLAVIKER VALUE
LUNGHEZZA E LARGHEZZA DIMENSIONE MEDIA DI OGNI PIASTRELLA LENGTH AND WIDTH OF THE AVERAGE-SIZES TILE	UNI EN ISO 10545/2	$l \leq 12 \text{ cm}: \pm 0,5\%$ $l > 12 \text{ cm}: \pm 0,3\%$	CONFORME ACCORDING
SPESSORE THICKNESS	UNI EN ISO 10545/2	$\pm 10\%$	CONFORME ACCORDING
RETTILINEARITÀ SPIGOLI WARPAGES OF EDGES	UNI EN ISO 10545/2	$\pm 0,3\%$	CONFORME ACCORDING
ORTOGONALITÀ WEDGING	UNI EN ISO 10545/2	$\pm 0,5\%$	CONFORME ACCORDING
PLANARITÀ FLATNESS	UNI EN ISO 10545/2	$+ 0,5\%$ $- 0,3\%$	CONFORME ACCORDING
ASSORBIMENTO D'ACQUA WATER ABSORPTION	UNI EN ISO 10545/3	$> 10\%$	CONFORME ACCORDING
RESISTENZA ALLA FLESSIONE BENDING STRENGTH	UNI EN ISO 10545/4	per spessore $\geq 7,5 \text{ mm}$ $>15 \text{ N/mm}^2$ per spessore $< 7,5 \text{ mm}$ $>12 \text{ N/mm}^2$	CONFORME ACCORDING
RESISTENZA AGLI SBALZI TERMICI THERMAL SHOCK RESISTANCE	UNI EN ISO 10545/9	RICHIESTA REQUIRED	RESISTE RESISTS
RESISTENZA ALLE MACCHIE RESISTANCE TO STAINING	UNI EN ISO 10545/14	CLASSE 3 MINIMO CLASS 3 MINIMUM	CLASSE 4 MIN CLASS 4 MIN

Un ambiente FLAVIKER, oltre a distinguersi per il design, è sinonimo di qualità Made in Italy, ottenuta seguendo standard di sostenibilità sempre più evoluti.

A FLAVIKER setting stands out as the standard-bearer of the Made in Italy design by pursuing continuously evolving sustainability standards.



L'80% dei materiali contenuti in questo catalogo viene prodotto con impasto ECO-BODY, contenente un 40% minimo di materie prime di qualità, recuperate da lavorazioni esterne; il valore di questa operazione è certificato da Bureau Veritas, che accredita i prodotti ECO-BODY anche all'interno del sistema internazionale LEED.

Almost 80% of the materials illustrated in this catalogue is produced using the ceramic mixture ECO-BODY, which contains a minimum of 40% high-quality recycled material recovered from other industrial processes. The sustainability performance in these operations is officially certified by Bureau Veritas, that also validates ECO-BODY products to the standards of the LEED international rating system.

FLAVIKER promuove l'edilizia sostenibile, per questo è socio di Green Building Council Italia, l'associazione italiana dei leader che operano per trasformare il mercato dell'edilizia verso la sostenibilità ambientale. I soci GBC Italia promuovono la responsabilità ambientale, economica e sociale con contributi concreti all'innovazione, nel modo in cui gli edifici sono progettati, realizzati e utilizzati.

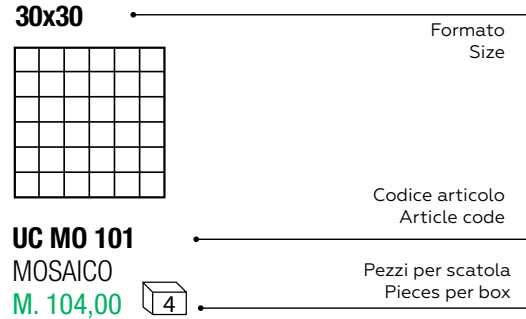
With a view to promoting sustainable building, FLAVIKER has become a member of Green Building Council Italia, the Italian association of top leaders with an aim to implementing more sustainable practices in the building industry. The members of GBC Italia promote environmental, economical and social responsibility, while contributing in a concrete way to innovation in terms of building design, realization and utilization.





Categoria prezzo:  
M= prezzo espresso in Euro da calcolarsi al mq  
P= prezzo espresso in Euro da calcolarsi al pezzo

Pricing categories:  
M= price in euro per square meter  
P= price in euro per unit



**PIASTRELLE PER PAVIMENTI**  
Floor tiles | Carregales pour sol  
Bodenfliesen | Baldosas para pavimentos  
НАПОЛЬНАЯ ПЛИТКА

**PIASTRELLE PER RIVESTIMENTI**  
Wall Tiles | Faiences  
Wandfliesen | Baldosas para revestimientos  
ОБЛИЦОВОЧНАЯ ПЛИТКА

**SPESSORE**  
Thickness | Epaisseur  
Stärke | Espesor  
ТОЛЩИНА

**RESISTENZA AL GELO**  
Frost resistance | Résistance au gel  
Frostbeständigkeit | Resistencia a la helada  
МОРОЗОСТОЙКОСТЬ

**RESISTENZA ALLO SCIVOLAMENTO**  
Skid resistance | Résistance à la glissance  
Rutschfestigkeitskoeffizient  
Resistencia al deslizamiento  
КОЭФФИЦИЕНТ СОПРОТИВЛЕНИЯ СКОЛЬЖЕНИЮ

**GRES PORCELLANATO TUTTA MASSA**  
Full body porcelain  
Grès cérame en pleine masse  
Vollgemischtes durchgefärbtes Feinsteinzeug  
Gres porcelánico toda masa  
КЕРАМОГРАНИТ, ОКРАШЕННЫЙ ПО ВСЕЙ ТОЛЩИНЕ

**RESISTENZA ALL'ABRASIONE PROFONDA**  
Resistance to deep abrasion  
Résistance à l'abrasion profonde  
Widerstand gegen tiefenverschleiss  
Resistencia a la abrasión profunda  
СТОЙКОСТЬ К ГЛУБОКОМУ ИСТИРАНИЮ

**VARIAZIONE CROMATICA**  
Colour shade variation | Variation de nuances  
Farbabweichung | Variación cromática | ИЗМЕНЕНИЕ ЦВЕТА

**V1 ASPETTO UNIFORME**  
V1 uniform appearance | V1 aspect uniforme  
V1 einheitliche Optik | V1 aspecto uniforme  
V1 ОДНОРОДНЫЙ ВИД

**V2 LIEVE VARIAZIONE**  
V2 minimal variation | V2 légère variation  
V2 leichte farbabweichung | V2 variación ligera  
V2 ЛЕГКОЕ ИЗМЕНЕНИЕ

**V3 MODERATA VARIAZIONE**  
V3 moderate variation | V3 variation modérée  
V3 mässige farbabweichung | V3 variación moderada  
V3 УМЕРЕННОЕ ИЗМЕНЕНИЕ

**V4 FORTE VARIAZIONE**  
V4 substantial variation | V4 effet dénuancé très accentué  
V4 starke farbabweichung | V4 variación evidente  
V4 СИЛЬНОЕ ИЗМЕНЕНИЕ

**PRODOTTI COMPOSTI DA ECO-BODY, IMPASTO STANDARD LEED**  
LEED standard products | Produits à leed standard  
Produkte gemäß LEED-Standard | Productos conformes a estándar leed  
Изделия соответствуют стандарту LEED

**RETT. RETTIFICATO**  
Rectified | Rectifié | Rechtwinklig | Rectificado | КАЛИБРОВАННЫЙ

**LAPP. LAPPATO**  
Honed | Adduci | Halbpolierte | Recubierto | ШЛИФОВАННЫЙ

**LA FINITURA LAPPATA È SEMPRE RETTIFICATA**  
The lapped finish is always rectified  
La finition rodée est toujours rectifiée  
Die geläppte Ausführung ist immer geschliffen  
El acabado pulido es siempre rectificado  
Изделия со шлифованной отделкой, как правило, калиброваны.

**ANNULLAMENTO ORDINI:** per l'annullamento autorizzato di ordini di materiali già consegnati al nostro deposito, e per resi autorizzati, verrà addebitato il 15% del valore imponibile, con fisso minimo di 20€, per contributo spese di trasporto e risSelectedione.

**ORDINI MINIMI:** per ordinativi limitati che sono a "completamento" od "evasioni singole" il cui valore imponibile è inferiore a 100€, verrà applicata una maggiorazione di 20€ netta fissa.

**SPALLETTIZZATO:** per ordini di metratura inferiore al pallet completo, verrà applicata una maggiorazione fissa di 1,50 euro netto al mq.

**CONSEGNE URGENTI:** per preparazione di ordini entro le 24 ore, con un limite massimo di 2 articoli totali, verrà addebitata una maggiorazione di 30€ netta fissa.

## CONDIZIONI GENERALI DI VENDITA

**1) APPROVAZIONE** - Gli ordini pervenuti sono per noi impegnativi solo dopo la nostra conferma scritta.

**2) CONSEGNA** - La consegna del materiale s'intende avvenuta a carico effettuato presso i nostri magazzini. Tutti i rischi di trasporto, compresi ammanchi, rotture, deterioramenti e manomissioni sono a carico del Committente anche se il prezzo pattuito è franco di porto, FOB o C&F. Gli accordi con spedizionieri s'intendono sempre conclusi in nome e per conto del Committente che fin d'ora ratifica ed accetta l'operato.

**3) TERMINI DI CONSEGNA** - I termini di consegna hanno carattere indicativo, eventuali ritardi nelle consegne, interruzioni, sospensioni totali o parziali delle forniture non daranno diritto ad indennizzi o risarcimento danni.

**4) CONTESTAZIONI** - La garanzia della merce è limitata al solo, ed esclusivamente, materiale di prima scelta, con una tolleranza del 5% circa. Le differenze di tonalità non potranno essere denunciate come vizio del materiale. Eventuali reclami in merito alla qualità, tipo del materiale, dovranno pervenirci entro 8 giorni dalla data di consegna. Il compratore s'impegna a tenere a disposizione le partite contestate così da consentire il controllo dei difetti denunciati, in ogni caso la posa in opera ci esonera da qualsiasi responsabilità. Eventuali vizi o difetti di qualità della merce, ove siano denunciati nei termini di legge ed accertati o riconosciuti, danno diritto solamente alla sostituzione dei materiali difettosi, a condizione della preventiva restituzione delle merci contestate, e, su autorizzazione scritta dell'operazione di resa, restando tassativamente esclusi la risoluzione del contratto e qualsiasi risarcimento danni.

**5) DIMENSIONI E TONALITÀ** - I nostri materiali sono da classificarsi fra i prodotti cotti ad alta temperatura e come tali possono presentare differenze tra le dimensioni dichiarate e quelle effettivamente consegnate. Così si dica per le differenze di tono all'interno della medesima partita. Quanto sopra perciò non potrà essere oggetto di reclamo da parte del committente.

**6) IMBALLO E QUANTITÀ** - Il buono stato degli imballi e della loro confezione nonché della quantità consegnata resta accertato con l'accettazione della merce da parte del vettore. Questi, firmando la Bolla di Accompagnamento, si rende responsabile del buono stato del materiale e del quantitativo. Il compratore nel caso si verificano rotture ed ammanchi

dovrà chiedere eventuali danni o risarcimenti al vettore.

**7) RESI** - Per nessuna ragione l'acquirente potrà restituire il materiale senza nostra espressa preventiva autorizzazione scritta e tutte le spese sono a carico del Committente.

**8) ANNULLI** - Non verranno accettati annullamenti di ordini se il materiale è già stato prodotto o se è già stata avviata la lavorazione e molto più se è già stata effettuata la spedizione. L'annullamento dell'ordine comporterà in ogni caso l'obbligo da parte del Committente di pagare l'intera fornitura. Nel caso che sia fattibile l'accettazione dell'annullamento il Cliente sarà tassativamente tenuto a rifondere tutte le spese sostenute dal produttore fino a quel momento.

**9) PREZZI** - I prezzi riportati sui nostri listini non sono per noi impegnativi. Ci riserviamo il diritto di modificarli prima dell'accettazione dell'ordine.

**10) PAGAMENTI** - I pagamenti devono essere effettuati solo presso la nostra sede. Il ritardo di 10 giorni di ogni pagamento dovuto, o la mancata copertura nel termine stesso di un titolo di credito, girato o ceduto o emesso dal committente, costituisce grado di insolvenza. In tal caso sarà nostra facoltà sospendere le forniture ed annullare ogni rapporto in corso; immediatamente esigere l'integrale pagamento di ogni rapporto in corso; esigere l'integrale pagamento di ogni nostro credito ed agire giudizialmente al riguardo, in via esecutiva o cautelare nonché per il risarcimento danni; in ogni caso, trascorsi 10 giorni da ogni pagamento dovuto, siamo autorizzati a emettere tratta a vista con spese senza preavviso. Inoltre decorreranno sul debito scaduto gli interessi moratori annui calcolati nella misura del tasso "prime rate" corrente maggiorato di 5 punti percentuali.

**11) UNITÀ MINIMA DI VENDITA** - Non si effettuano vendite inferiori alla scatola.

**12) COSTI IMBALLAGGI** - per tutti i prodotti di lunghezza 170 cm, come contributo fisso per imballo speciale, verrà addebitato un importo di 8 € a pallet.

**13) RISERVATO DOMINIO** - Il materiale anche se spedito e regolarmente fatturato resta di nostra proprietà fino al pagamento totale della fornitura medesima anche in caso di passaggio o vendita terzi.

**14) FORO COMPETENTE** - Per qualsiasi controversia sarà esclusivamente competente il foro di Modena.

## LOGISTIC SERVICES

**CANCELLATION OF ORDERS** – for the authorized cancellation of orders for materials already delivered to our warehouse, and for authorized returns of the goods, 15% of the taxable value will be charged, with a minimum fixed contribution of € 20 towards transport and reselection costs.

**MINIMUM ORDERS** – for limited orders to complete a previous order or for single deliveries, with a taxable value of less than € 100, there is a fixed net surcharge of € 20.

**ORDERS FOR LESS THAN 1 PALLET** - for orders of less than one pallet, it will be applied a fix net surcharge of 1,50 €/m<sup>2</sup>.

**URGENT DELIVERIES** – for orders to be prepared within 24 hours, with a maximum quantity of 2 articles, there is a fixed net surcharge of € 30.

## GENERAL SALES TERMS AND CONDITIONS

**1) APPROVAL** - All orders that we receive are considered to be binding only after our written confirmation has been issued.

**2) DELIVERY** - The materials are intended as delivered upon loading at our warehouses. All transport risks, including missing pieces, breakage, deterioration and tampering are the sole responsibility of the Client, even if the price agreed upon is carriage free, FOB, or C&F. Agreements with forwarding agents are intended as concluded in the name of and on behalf of the Client, who hereby confirms and accepts their terms and conditions.

**3) TERMS OF DELIVERY** - The terms of delivery are indicative, eventual delays in the delivery, interruptions, or total or partial suspensions of the supply do not allow any right to indemnification or compensation for damages.

**4) DISPUTES** - The guarantee of the goods is limited only and exclusively to first rate materials, with a tolerance of approximately 5%. The difference in shades of colour cannot be declared as a material defect. Eventual complaints regarding the quality or the type of material must be submitted within 8 days from the date of delivery. The purchaser agrees to make available the disputed lots in order that the declared defects may be controlled. In any case, the installation exonerates the manufacturer from any liability. Eventual manufacturing defects or quality defects in the goods, where declared according to law and ascertained or recognized, give right only to the replacement of the defective materials, provided that the goods have been returned previously and the written authorization of the return operation has been issued, the resolution of the contract as well as any compensation for damages is peremptorily waived and excluded.

**5) DIMENSIONS AND TONALITY** - Our materials are classified as products fired at high temperatures and as such may present discrepancies between the dimensions declared and those actually delivered. The same applies for differences in colours within the same production lot. Therefore, the client may not present a dispute regarding above mentioned product characteristic.

**6) PACKAGING AND QUANTITY** - The good condition of the packaging and cartons as well as the quantity delivered are verified upon acceptance of the goods by the forwarding agent. The forwarding agent declares himself responsible for the condition and quality of the goods upon signing the packing list. In case of

missing pieces of breakage, the purchaser must ask for eventual damages or compensation from the forwarding agent.

**7) RETURNS** - For no reason will purchaser be able to return the material without our express prior written authorization and all the costs of the return will be assumed by the Client.

**8) CANCELLATIONS** - Order cancellations will not be accepted if the material has already been produced or if the production has already begun, and more so if the materials have already been shipped. In any case, the Client is obliged to pay the entire sum of the supply if the order is cancelled. If the acceptance of the cancellation is feasible, the Client will be peremptorily obliged to reimburse all the expenses sustained by the producer up to that moment.

**9) PRICES** - The prices on our price list are not binding. We reserve the right to modify prices before accepting an order.

**10) PAYMENT** - Payments must be made only in our main office. Delays of more than 10 days for each payment due or insufficient funds during the same term of a check, whether endorsed or transferred, or issued by the customer, constitutes bad debt. In this case, we reserve the right to suspend supply and annual all ongoing relations, immediately require total payment of all ongoing relations; require total payment of each credit and to make legal recourse, whether executive or precautionary, as well as request compensation for damages. In any case, after 10 days any payment due, we are authorized to issue an on-sight draft with expenses without notice. Furthermore, annual penalty interest will accumulate on the expired debt to be calculated according to the current "Prime rate" plus five (%) percentage points.

**11) MINIMUM PACKAGING REQUIREMENTS** - Sales of less than one box will not be allowed.

**12) PACKAGING COSTS** - for all the products of length 170cm, as fix contribution for the special packaging, will be debt an amount of 8 € per pallet.

**13) SELLER'S LIEN** - The material, even is shipped and regularly invoiced, remains our property until payment in full of the invoice itself, even in case of passage or sale to third parties.

**14) PLACE OF JURISDICTION** - For any eventual dispute, the only place of jurisdiction will be the Modena Tribunal.

## SERVICES LOGISTIQUES

**MATÉRIEL DÉPALETTISÉ** – pour des commandes dont le métrage est inférieur à une palette complète, un supplément correspondant à 1,50 euro net le m<sup>2</sup> sera appliqué.

**LIVRAISONS URGENTES** – pour la préparation de commandes à livrer dans les 24 heures, avec une limite maximum de 2 articles en tout, un supplément de 30€ net et fixe sera appliqué.

## CONDITIONS GÉNÉRALES DE VENTE

**ANNULATION D'UNE COMMANDE** – pour annuler une commande de matériaux déjà livrés à notre dépôt, et pour une restitution autorisée, une somme équivalente à 15 % de la valeur imposable vous sera débitée, avec un montant fixe minimum de 20€, en tant que participation aux frais de transport et de resélection.

**COMMANDES MINIMUM** – pour les commandes visant à "compléter" ou constituant des "expéditions individuelles" dont la valeur imposable est inférieure à 100€, un supplément de 20€ net et fixe sera appliqué.

**1) ACCEPTATION** - Les commandes parvenues ne seront valables de manière définitive qu'après confirmation écrite de notre part.

**2) LIVRAISON** - La livraison du matériel est à considérer effectuée au moment du chargement dans nos entrepôts. Tous les risques de transport, tels que les manques, les casses, détériorations ou endommagements sont à la charge de l'Acheteur, même lorsque le prix convenu est franco, FOB ou C&F. Les accords conclus avec les transporteurs sont à considérer toujours au nom et pour compte de l'Acheteur, qui confirme et accepte les conditions au préalable.

**3) DÉLAIS DE LIVRAISON** - Les délais de livraison ont un caractère indicatif; les éventuels retards de livraisons, interruptions, suspensions totales ou partielles des fournitures ne donneront droit à aucun dédommagement ou remboursement et intérêts.

**4) CONTESTATIONS** - La garantie de la marchandise se limite seulement et exclusivement au matériel de premier choix, avec une marge de tolérance de 5% environ. Les différences de nuances ne pourront être dénoncées comme vice du matériel. Les éventuelles réclamations relatives à la qualité, au type de matériel, devront nous parvenir dans les 8 jours à partir du jour de livraison. L'Acheteur s'engage à mettre à disposition les parties contestées de manière à permettre le contrôle des défauts déclarés, sachant que la pose nous libère quoiqu'il en soit de toute responsabilité. Les éventuels vices ou défauts de qualité de la marchandise, si déclarés en vertu des termes de loi et confirmés ou reconnus, ne donnent droit qu'à la substitution des matériaux défectueux, à condition que les marchandises contestées ne soient rendues préalablement et, sur autorisation écrite de l'opération de restitution, en renonçant et en excluant ainsi de manière formelle la résolution du contrat tout comme les éventuels dommages et intérêts.

**5) DIMENSIONS ET TONS** - Nos matériels se classent parmi les produits cuits à haute températures et peuvent présenter en tant que tels des différences entre les dimensions déclarées et celles effectivement livrées.

C'est ainsi que sont considérées les différences de tons à l'intérieur d'un même lot. C'est pourquoi, en vertu des conditions présentées précédemment, ceci ne pourra faire l'objet d'aucune réclamation de la part de l'Acheteur.

**6) EMBALLAGE ET QUANTITES** - Le bon état des emballages et de leur confection, ainsi que de la quantité livrée est confirmé après acceptation de la marchandise de la part du transporteur. Ce dernier, en signant le Bon de Livraison, se tient responsable du bon

état du matériel et de la quantité. En cas de casses ou manques, l'acheteur devra demander des éventuels dommages et intérêts ou dédommagements au transporteur.

**7) RESTITUTIONS** - En aucun cas l'Acheteur ne pourra rendre le matériel sans préalablement recevoir une autorisation écrite de notre part et tous les frais sont à la charge de l'Acheteur.

**8) ANNULLATIONS** - Aucune annulation de commandes ne sera acceptée si le matériel a déjà été produit ou si la phase de production a déjà été commencée, ni même si la livraison a déjà été effectuée. L'annulation de la commande comportera dans tous les cas l'obligation de la part de l'Acheteur de payer la totalité de la marchandise. Au cas où l'acceptation de l'annulation est faisable, le Client sera formellement tenu à recouvrer tous les frais engendrés par le producteur jusqu'alors.

**9) PRIX** - Les prix reportés sur nos catalogues ne sont pas définitifs. Nous nous réservons le droit de les modifier avant l'acceptation de la commande.

**10) PAIEMENTS** - Les paiements ne doivent être effectués qu'auprès de notre siège. Le retard de plus de 10 jours de tout paiement dû ou la non couverture dans le même délai d'un titre de crédit, transféré ou cédé, ou bien émis par l'Acheteur, consitue un niveau d'insolvabilité. Dans ce cas, il est en notre pouvoir de suspendre les livraisons et annuler tout rapport en cours; d'exiger le paiement intégral et immédiat de nos crédits; d'exiger le paiement intégral de tout en notre faveur et d'agir judiciairement à cet égard, de manière exécutive ou préventive ainsi que pour les dommages et intérêts. Dans tous les cas, aussitôt qu'un paiement du dépasse le délai des 10 jours, nous sommes autorisés à émettre une traite à vue avec frais sans préavis. En outre, les intérêts moratoires annuels calculés en fonction du taux "premiers versements" courant majoré à 5 points pourcents, prendrant effet sur le débit dépassé.

**11) MINIMUM UNITE DE VENTE** - Aucune vente inférieure à la boîte ne peut être effectuée.

**12) COÛTS DE CONDITIONNEMENT** - pour tous les articles de 170cm de long, un montant de 8€ par palette sera facturé pour l'emballage spécifique.

**13) DOMAINE RÉSERVÉ** - Le matériel, même si livré et régulièrement facturé reste notre propriété jusqu'au paiement total de ladite marchandise, même en cas de passage ou vente à un tiers.

**14) TRIBUNAL COMPÉTENT** - Le Tribunal de Modena sera compétent de manière exclusive en cas de litige.



## LOGISTIC SERVICES

**STORNIERUNG VON BESTELLUNGEN** - Für die Genehmigte Stornierung von Bestellungen von bereits an unser Lager gelieferten Materialien, und für autorisierte Rückgaben, werden 15% des Steuerwertes bzw. mindestens 20€ als Kostenbeitrag für den Transport und die erneute Auswahl in Rechnung gestellt.

**MINDESTBESTELLUNGEN** - für beschränkte Bestellungen zur „Fertigstellung“ oder „Einzelabfertigung“, deren Steuerwert unter 100 € liegt, wird ein fixer Nettoaufschlag von 20 € in Rechnung gestellt.

## ALLGEMEINE VERKAUFSBEDINGUNGEN

**1) BESTÄTIGUNG** - Eingegangene Bestellungen sind für uns nur verbindlich, wenn sie schriftlich durch uns bestätigt wurden.

**2) LIEFERUNG** - Die Lieferung des Materials ist für uns mit dessen Beladung bei unserem Lager abgeschlossen. Alle durch den Transport bedingten Risiken, einschließlich Fehlmengen, Bruch, Beschädigung und sonstige Beeinträchtigungen gehen zu Lasten des Auftraggebers, auch wenn der vereinbarte Preis frachtfrei. FOB oder C&F ist. Die Vereinbarungen mit den Speditionsunternehmen werden im Namen und auf Rechnung des Auftraggebers getroffen, der die Entlastung bestätigt und erteilt.

**3) LIEFERFRISTEN** - Die Lieferfristen sind ungefähre Angaben; im Falle einer Verzögerung, Unterbrechung bzw. teilweiser oder kompletter Aussetzung der Lieferungen besteht kein Recht auf Entschädigung oder Schadenersatz.

**4) BEANSTANDUNGEN** - Die Garantie auf die Ware bezieht sich ausschließlich auf Material erster Wahl, bei einer Toleranz von ca. 5%. Unterschiede bei Farbtönen können nicht als Materialfehler geltend gemacht werden. Eventuelle Beanstandungen in Bezug auf die Qualität und Materialart müssen innerhalb von 8 Tagen ab dem Lieferdatum bei uns eingehen. Der Käufer verpflichtet sich, die beanstandeten Warenpartien für die Überprüfung der angezeigten Mängel zur Verfügung zu halten. Die Verlegung des Materials befreit uns in jedem Fall von jeglicher Haftung. Eventuelle Fehler oder Qualitätsmängel der Ware, sofern diese innerhalb der gesetzlich vorgeschriebenen Fristen gemeldet, überprüft und anerkannt wurden, beinhalten lediglich das Recht auf einen Umtausch der fehlerhaften Materialien, unter der Bedingung, dass die beanstandete Ware vorher, nach schriftlicher Genehmigung der Warenrückgabe, zurückgeschickt wurde und unter Verzicht und Ausschluss des Anspruchs auf eine Vertragsauflösung oder jegliche Art von Schadenersatz.

**5) ABMESSUNGEN UND FARBTÖNE** - Unsere Materialien sind als Produkte klassifiziert, die bei hohen Temperaturen gebrannt werden, weshalb es sein kann, dass die tatsächlichen Abmessungen von den genannten Abmessungen abweichen. Das gleiche gilt für Farbunterschiede innerhalb desselben Warenpostens. Diese Umstände geben dem Auftraggeber kein Recht zu Beanstandungen.

**6) VERPACKUNG UND MENGE** - Mit Annahme der Ware durch das Beförderungsunternehmen gelten der gute Zustand der Verpackungen sowie die übergebene Warenmenge als bestätigt. Das Transportunternehmen übernimmt mit Unterzeichnung des Versandscheins die Verantwortung für den guten Zustand und die

**KOMMISSIONSZUSCHLAG** - zu allen als eine volle Paletten geringere Aufträge wird ein Zuschlag von 1,50 €/Qm angewandt werden.

**DRINGENDE AUFTRÄGE** - Zu Aufträgen, die ausnahmsweise in 24 Stunden abgewickelt werden sollen, wird einen Fix-Zuschlag von 30,00 € angewandt werden.

Menge des Materials. Der Käufer muss sich im Fall von Brüchen oder Fehlware für eventuelle Schäden oder Entschädigungen an das Beförderungsunternehmen wenden.

**7) WARENRÜCKGABE** - Der Käufer kann die Ware in keinem Fall ohne unsere ausdrückliche schriftliche Genehmigung zurückgeben; alle entstehenden Kosten werden vom Auftraggeber übernommen.

**8) STORNIERUNGEN** - Auftragsstornierungen werden nicht akzeptiert, wenn das Material bereits hergestellt wurde, die Produktion angelaufen ist oder die Ware gar bereits verschickt wurde. Bei der Stornierung einer Bestellung ist der Auftraggeber in jedem Fall verpflichtet, die gesamte Lieferung zu bezahlen. Falls die Stornierung akzeptiert wird, ist der Kunde verpflichtet, alle Kosten zu übernehmen, die dem Hersteller bis zu diesem Zeitpunkt entstanden sind.

**9) PREISE** - Die in unserer Preisliste angegebenen Preise sind für uns nicht verbindlich. Wir behalten uns das Recht vor, diese vor der Bestellungsannahme zu ändern.

**10) ZAHLUNG** - Die Zahlungen können nur direkt an uns erfolgen. Eine Verspätung von mehr als 10 Tagen jeder geschuldeten Zahlung bzw. die fehlende Deckung eines girierten, abgetretenen oder vom Auftraggeber ausgestellten Kreditpapiers innerhalb desselben Zeitraums wird als Zahlunsfähigkeit gewertet. In diesem Fall haben wir das Recht, die Lieferungen auszusetzen und jedes bestehende Geschäftsverhältnis abzubrechen; unverzüglich die vollständige Zahlung aller unserer Forderungen im Rahmen eines Vollstreckungs- oder Sicherstellungsverfahrens rechtlich zu beanspruchen, ebenso wie eine Entschädigung; in jedem Fall sind wir 10 Tage nach Ablauf der Zahlungsfrist berechtigt, ohne Vorankündigung eine Sichttratte zuzüglich der entsprechenden Kosten auszustellen. Außerdem werden auf den geschuldeten Betrag die jährlichen Verzugszinsen in Höhe des laufenden, um fünf Prozentpunkte erhöhten Privatdiskontsatzes berechnet.

**11) VERPACKUNGSGRÖSSE** - Es werden keine Mengen unterhalb der Größe eines Kartons verkauft.

**12) SONDERVERPACKUNGZUSCHLAG** - zu allen Produkten auf Länge 170 cm wird wegen Sonderverpackung einen Fix-Zuschlag in der Höhe von 8,00 € angewandt werden.

**13) EIGENTUMSVORBEHALT** - Das Material bleibt auch bei regulärem Transport und normaler Rechnungsstellung bis zur vollständigen Bezahlung der Lieferung in unserem Eigentum, auch im Falle der Weitergabe oder des Verkaufs an Dritte.

**14) GERICHTSSTAND** - Gerichtsstand in Streitfällen ist ausschließlich das Gericht Modena.

## ЛОГИСТИЧЕСКИЕ УСЛУГИ

**ПОСТАВКА НЕПОЛНЫХ ПАЛЛЕТОВ** – Заказы, площадью менее чем полный поддон, будут подвергаться увеличению тарифа в зафиксированном размере 1,50 евро за 1 квадратный метр.

**СРОЧНЫЕ ПОСТАВКИ** – при подготовке заказов в течение 24 часов, содержащих максимум 2 артикула, применяется чистая фиксированная надбавка в размере 30€.

## ОБЩИЕ УСЛОВИЯ ПРОДАЖИ

**ОТМЕНА ЗАКАЗОВ** – в случае отмены заказов на поставку материалов, уже поставленных на наш склад, покупатель обязан оплатить 15% облагаемой налогом их стоимости, а также минимальную фиксированную сумму в размере 20€, взимаемую в качестве оплаты транспортных расходов и пересортировки.

**МИНИМАЛЬНЫЙ ЗАКАЗ** – в случае ограниченных заказов, представляющих собой как «отдельные заказы», так и «дополнения» к другим заказам, облагаемая налогом стоимость которых составляет менее 100€, применяется чистая фиксированная надбавка в размере 20€.

**1 ПОДТВЕРЖДЕНИЕ** - Поступившие к нам заказы действительны только после нашего письменного подтверждения.

**2 ПОСТАВКА** - Поставка материала считается выполненной в момент окончания погрузки на наших складах. Заказчик несет все риски, связанные с транспортировкой, включая недостачу, поломку, порчу и нарушение целостности упаковки, также если на продукцию установлена цена франко-порт, FOB или C&F. Соглашения с экспедиторами всегда заключаются от имени и за счет Заказчика, который с момента заключения соглашения утверждает и принимает проделанную работу.

**3 СРОКИ ПОСТАВКИ** - Сроки поставки имеют ориентировочный характер, возможная задержка поставки, ее приостановка, частичное или полное прекращение не дают права на возмещение убытков или компенсацию за ущерб.

**4 ПРЕДЪЯВЛЕНИЕ ПРЕТЕНЗИЙ** - Гарантия на товар распространяется только и исключительно на первосортный материал с допуском отклонением приблизительно на 5%. Различия в оттенках не будут считаться дефектом материала. Возможные претензии в отношении качества, типа материала должны быть предъявлены в течение 8 дней с даты поставки. Покупатель обязуется предоставить признанные им дефектными партии товара для проверки обоснованности претензии; в любом случае, после укладки материала мы не несем никакой ответственности. Возможные выявленные или подтвержденные недостатки или дефекты качества товара, при условии, что покупатель заявил о них в течение установленных законом сроков, дают покупателю право только на замену дефектного материала, которая осуществляется после возврата дефектного товара и на основании акта о возврате товара, составленного в письменной форме, при этом категорически исключается отказ от договора или его расторжение, а также какое-либо возмещение убытков.

**5 РАЗМЕРЫ И ОТТЕНКИ** - Наши материалы относятся к продуктам, которые подвергаются обжигу при высокой температуре, поэтому заявленные и реальные размеры поставленных изделий могут отличаться. Это касается и различий в оттенках изделия из одной и той же партии. В связи с этим размеры и оттенки не могут быть предметом рекламации со стороны заказчика.

**6 УПАКОВКА И КОЛИЧЕСТВО** - Перевозчик должен проконтролировать груз по количеству и целостности упаковки при приемке товара. Перевозчик, подписывая Сопроводительную Накладную, несет ответственность за сохранность материала и за его количество. В

случае обнаружения повреждений и недостачи возможные претензии о возмещении ущерба за понесенные убытки покупатель должен предъявлять перевозчику.

**7 ВОЗВРАТ ТОВАРА** - Покупатель не может ни на каком основании осуществлять возврат товара без нашего предварительного письменного согласия. Все расходы будут отнесены на счет Заказчика.

**8 АННУЛИРОВАНИЕ ЗАКАЗА** - Отмена заказа не будет приниматься, если материал был уже изготовлен, или если уже было начато его производство, а тем более, если уже была произведена отправка. В любом случае, при отмене заказа Заказчик будет обязан произвести оплату всей поставки. Если отмена заказа будет возможна, Клиент должен будет возместить все расходы, понесенные производителем до момента отмены.

**9 ЦЕНЫ** - Цены, указанные в наших прайс-листах, имеют ориентировочный характер. Мы оставляем за собой право изменить цены перед принятием заказа

**10 ПЛАТЕЖИ** - Оплата товара должна производиться только прямым платежом. Задержка более чем на 10 дней каждого причитающегося платежа или отсутствие покрытия в срок векселя, который был передан, уступлен или выставлен заказчиком, является состоянием неплатежеспособности. В таком случае мы оставляем за собой право приостановить поставку, отменить все текущие отношения, а также немедленно потребовать полной выплаты каждой задолженности и обращаться по этому поводу в суд, в исполнительном или предупредительном порядке, а также с требованием возмещения ущерба в любом случае, по истечении 10 дней с даты причитающегося платежа, мы имеем право без предупреждения написать переводный вексель на предъявителя с оплатой издержек. Кроме того, на просроченную задолженность начисляются проценты по неустойке по текущей процентной ставке 5 % годовых.

**11 РАСПАКОВКА КОРОБОК** - Продажа товара осуществляется только целыми заводскими коробками.

**12 СТОИМОСТЬ УПАКОВКИ** - для всех изделий длиной 170 см, в качестве стабильного взноса для специальной упаковки, будет взиматься сумма в размере 8 € за поддон.

**13 ПРАВО УДЕРЖАНИЯ ТОВАРА** - товар остается нашей собственностью до момента полной оплаты поставки даже в случае, если была произведена отправка, и был выставлен счет-фактура также в случае передачи или продажи товара третьим лицам.

**14 КОМПЕТЕНТНЫЙ СУД** - Рассмотрение любых споров будет находиться в исключительной компетенции Суда г. Модены.

La riproduzione dei colori è approssimativa

Colour reproduction approximative

Reproduction couleurs approximative

Farbdruckwiedergabe Unverbindlich

---

I dati riferiti ai contenuti per scatole ed ai pesi degli imballi sono aggiornate al momento della stampa del catalogo.

The data referred to the content per box and to the packing weight are update at the catalogue printing time.

Les données concernant les contenus par colis et les poids des emballage sont ajournés au moment où le catalogue est imprimé.

Die in den Tabellen enthaltenen Daten in bezug auf den Inhalt pro Karton und das Gewicht der jeweiligen Verpackung sind zum Ausgabedatums richtiggestellt worden.

---

FLAVIKER

S.S. 569 per Vignola, 226

41014 Solignano di Castelvetro (Mo) | Italy

T +39 (0) 59 9752011 | F +39 (0) 59 9752010

**[www.flavikerpisa.it](http://www.flavikerpisa.it)**